



**PITTSBURGH
STEELERS**

1994

MEDIA GUIDE



***It Takes
A
Giant
To Make
Life
Simple.***

**GIANT
EAGLE**

1994 SCHEDULE

PRESEASON

Saturday, August 6	at Miami Dolphins	8:00 p.m. WPXI
Saturday, August 13	LOS ANGELES RAIDERS	6:00 p.m. WPXI
Saturday, August 20	INDIANAPOLIS COLTS	6:00 p.m. WPXI
Friday, August 26	at Washington Redskins	8:00 p.m. WPXI

REGULAR SEASON

Sunday, September 4	DALLAS COWBOYS	4:00 p.m. FOX
Sunday, September 11	at Cleveland Browns	1:00 p.m. NBC
Sunday, September 18	INDIANAPOLIS COLTS	1:00 p.m. NBC
Sunday, September 25	at Seattle Seahawks	4:00 p.m. NBC
Monday, October 3	HOUSTON OILERS	9:00 p.m. ABC
Sunday, October 9	AFC Central idle	
Sunday, October 16	CINCINNATI BENGALS	1:00 p.m. NBC
Sunday, October 23	at New York Giants	1:00 p.m. NBC
Sunday, October 30	at Arizona Cardinals	8:00 p.m. TNT
Sunday, November 6	at Houston Oilers	1:00 p.m. NBC
Monday, November 14	BUFFALO BILLS	9:00 p.m. ABC
Sunday, November 20	MIAMI DOLPHINS	1:00 p.m. NBC
Sunday, November 27	at Los Angeles Raiders	4:00 p.m. NBC
Sunday, December 4	at Cincinnati Bengals	1:00 p.m. NBC
Sunday, December 11	PHILADELPHIA EAGLES	1:00 p.m. FOX
Sunday, December 18	CLEVELAND BROWNS	1:00 p.m. NBC
Saturday, December 24	at San Diego Chargers	4:00 p.m. NBC

HOME GAMES IN CAPS

All Times are Pittsburgh Time

INDEX

BIOGRAPHIES

Assistant Coaches	11-15
Bill Cowher	8-10
Draft Choices, First Year Players, Free Agent Rookies	77-82
Scouting Staff	16-17
Training, Equipment & Video Staff	18-19
Veteran Players	20-76

HISTORY OF THE STEELERS

Assistant Coaches, All-Time	154
Drafts, All-Time (1936-94)	146-152
Game Summaries 1993 Week-By-Week	94-107
Hall of Fame Members	6
Head Coaches, All-Time	153
Individual Leaders, All-Time	125-126
Individual Leaders, Season-By-Season	127-131
Individual Records, All-Time	136-145
Individual Statistics, 1993	90-93
Last Time	133
Longest Plays	132
Overtime, Monday & Sunday Night Results	115
Postseason, Results	93
Preseason Results, 1965-1993	116
Pro Bowl Players	83
Regular Season Results, All-Time	108-115
Roster, All-Time	153-160
Team Records, All-Time	134-135
Team Statistics, 1993	89
Series Records vs. NFL Opponents	117-124
Steelers at Three Rivers Stadium	6-7

STEELERS IN 1994

Directory	2
Hotels on the Road	160
Milestones	131
Pronunciations	76
1994 Training Camp Depth Chart	87
1994 Training Camp Roster	84-86

NATIONAL FOOTBALL LEAGUE

Important Dates	7
Results & Standings, 1993	88

MEDIA INFORMATION

CREDENTIALS: Requests for game credentials should be made in writing to Rob Boulware, Pittsburgh Steelers, 300 Stadium Circle, Pittsburgh, PA 15212, or by FAX at (412) 323-1393. Requests should be received one week prior to a home game.

WILL-CALL: The will-call window and media entrance are located on street level at Gate A. Both open 90 minutes prior to kickoff.

STEELERS DIRECTORY

ADMINISTRATION

DANIEL M. ROONEY
President
JOHN R. MCGINLEY
Vice President
ARTHUR J. ROONEY, JR.
Vice President
ARTHUR J. ROONEY II
Secretary and Counsel
CHARLES H. NOLL
Administration Advisor

FRONT OFFICE

JOE GORDON
Director of Communications
ROB BOULWARE
Media Relations Coordinator
RON MILLER
PR Assistant/Community Relations
MICHAEL J. HAGAN
Controller
DAN FERENS
Assistant Controller
JIM ELLENBERGER
Assistant Controller
GERALDINE GLENN
Ticket Sales Manager

OFFICE STAFF

BRIAN BONIFATE
MIA DAUDET
MARIANNE ESPEY
STACIE LAWRENCE
CHERYL MARTIER
RENAE McNABB
LYNNE BALKOVEC MOLYNEAUX
MARY REGAN
CYD ROMAN
CONNIE ROSE
CAROLYN SCAIFE
ELLIE SHAM
BEVERLY ZAVODNI

MEDICAL STAFF

DR. RANDY BEATTY
Ophthalmologist
DR. JAMES P. BRADLEY
Physician, Orthopedic
DR. JOSEPH MAROON
Neurological Surgery Consultant
DR. RICHARD RYDZE
Physician, M.D.
DR. ABRAHAM J. TWERSKI
Physician, Consultant
DR. ANTHONY P. YATES
Physician, M.D.

PITTSBURGH STEELERS

300 Stadium Circle
Pittsburgh, PA 15212
Telephone: 412-323-1200

TRAINING CAMP

St. Vincent College
Latrobe, PA 15650

FOOTBALL OPERATIONS

TOM DONAHOE
Director of Football Operations

COACHING STAFF

BILL COWHER
Head Coach
BOBBY APRIL
Special Teams Coach
DOM CAPERS
Defensive Coordinator
RON ERHARDT
Offensive Coordinator
CHAN GAILEY
Wide Receivers Coach
DICK HOAK
Running Backs Coach
PAT HODGSON
Tight Ends Coach
DICK LeBEAU
Defensive Backs Coach
MARVIN LEWIS
Linebackers Coach
JOHN MITCHELL
Defensive Line Coach
KENT STEPHENSON
Offensive Line Coach

SCOUTING STAFF

TOM MODRAK
College Personnel Coordinator
CHARLES BAILEY
Pro Personnel Coordinator
PHIL KREIDLER
College Scout
BOB LANE
BLESTO College Scout
MAX McCARTNEY
College Scout
BOB SCHMITZ
College Scout

TRAINING STAFF

JOHN NORWIG
Head Trainer
RICK BURKHOLDER
Assistant Trainer
CHET FUHRMAN
Conditioning Coordinator
ANTHONY PARISI
Equipment Manager
RODGERS FREYVOGEL
Field Manager
BOB McCARTNEY
Video Coordinator
PAT DOLAN
Video Assistant
ANTHONY GRIGGS
Player Development
BILL DAVIS
Football Operations
MIKE FABUS
BILL AMATUCCI
Photographers

Home Field: Three Rivers Stadium (59,600)

HISTORY OF THE STEELERS

The fifth-oldest franchise in the NFL, the Steelers were founded on July 8, 1933 by Arthur Joseph Rooney. Originally named the Pittsburgh Pirates, they were a member of the Eastern Division of the ten-team NFL. The other four current NFL teams in existence at that time were the Chicago (Arizona) Cardinals, Green Bay Packers, Chicago Bears and New York Giants.

One of the great pioneers of the sports world, Art Rooney passed away on August 25, 1988 following a stroke at the age of 87. "The Chief," as he was affectionately known, is enshrined in the Pro Football Hall of Fame and is remembered as one of Pittsburgh's great people.

Born on January 27, 1901 in Coulterville, Pa., Art Rooney was the oldest of Daniel and Margaret Rooney's nine children. He grew up in Old Allegheny, now known as Pittsburgh's North Side, and until his death he still lived on the North Side just a short distance from Three Rivers Stadium.

Rooney attended St. Peter's Parochial School and Duquesne University Prep School. He studied collegiately at Indiana (Pa.) Normal, which is now Indiana University of Pennsylvania, as well as at Georgetown and Duquesne.

An exceptional all-around athlete, Rooney held middleweight and welterweight titles from the AAU Boxing Championships and was named to the U.S. Olympic Boxing Team in 1920, although he did not participate in the Olympic Games. He played minor league baseball from 1920-25 before a promising career was cut short by an arm injury. Rooney continued playing football for several semi-pro teams in the Pittsburgh area. He was married on June 11, 1931 to Kathleen McNulty, and the couple had five sons — Daniel, Art, Jr., Tim, John and Pat.

1930s After founding the Pirates in 1933, Rooney watched his club struggle through its first seven seasons with just 22 wins and five different head coaches. While home games were played at Forbes Field, Rooney often took his team to such cities as Johnstown, Latrobe, Youngstown, New Orleans, and Louisville in the 1930s due to competition with baseball and college football.

In 1938 Rooney signed Colorado All-America Byron "Whizzer" White to a \$15,800 contract, making White the first "big money" player in the NFL. White led the league in rushing that year and is one of the NFL's most illustrious alumni. He retired in 1993 after serving 31 years as a Justice of the United States Supreme Court.

1940s In 1940 Rooney changed the team name to the Pittsburgh Steelers, representing the heritage of Pittsburgh. The first winning record in the organization's history came in 1942 when head coach Walt Kiesling led the Steelers to a 7-4 finish with the league-leading rushing of rookie Bill Dudley. But the next year Dudley joined the Armed Forces along with many other NFL players as the nation went to war. With rosters depleted, Rooney merged the Steelers with the Philadelphia Eagles in 1943 (Phil-Pitt "Steagles") and with the Chicago Cardinals (Card-Pitt) in 1944.

Rooney hired legendary Pitt coach Jock Sutherland in 1946, and Dudley returned from the war to earn NFL MVP honors, leading the league in rushing, interceptions, and punt returns. Today, Dudley is a member of the Pro Football Hall of Fame.

Sutherland led the 1947 Steelers to an 8-4 record for a share of the Eastern division title, but they lost their first-ever postseason game, 21-0 to Philadelphia. Sutherland died suddenly the following spring while on a scouting trip.

1950s Succeeding Sutherland, John Michelosen was head coach for the 1948-51 seasons, compiling a 20-26-2 record. In 1952 Joe Bach returned for his second stint with the Steelers, having coached the team previously in 1935-36. The Steelers became the last team to abandon the single wing for the T-formation in 1952.

Bach resigned for health reasons following the 1954 season and was replaced by assistant coach Walt Kiesling, who had been the Steelers' head coach twice previously. Kiesling's three stints covered the 1939-40, 1941-44, and 1954-56 campaigns.

1960s Buddy Parker was named head coach in 1957 and over the next eight years he led the Steelers to five non-losing seasons. Hall of Fame quarterback Bobby Layne quarterbacked the team through three of those campaigns, leading the Steelers to a 9-5 mark and a playoff game vs. Detroit in 1962, which the Steelers lost 17-10. Parker completed his tenure with a 51-48-6 record and ranks second among all-time Steelers coaches for career wins.

Brief stints by Mike Nixon in 1965 and Bill Austin from 1966-68 preceded the hiring of the 37-year-old Noll on January 27, 1969. Noll began to rebuild the Steelers through the draft, starting with the defense when he selected defensive tackle Joe Greene with his first choice in 1969. Today Greene is a member of the Pro Football Hall of Fame.

1970s A 1-13 record in 1969 gave the Steelers the first overall choice in the 1970 draft, with which Noll addressed the offense by selecting quarterback Terry Bradshaw, another Hall of Famer, after the Steelers won the first selection by winning a coin toss with the Chicago Bears. Cornerback Mel Blount was added on the third round that year, followed by linebacker Jack Ham in 1971 and running back Franco Harris in 1972. In all, Noll drafted

six players who are now enshrined in the Hall of Fame including three in his first 20 picks and four of his first 38.

Two significant changes took place in 1970, when the Steelers moved from the NFL Century Division to the AFC Central with the merger of the American Football League and the NFL. The Steelers also moved into a new home as Three Rivers Stadium opened. Previously, the Steelers had played home games at Forbes Field from 1933-57 and at both Forbes Field and Pitt Stadium from 1958-63. From 1964-69 the Steelers played at Pitt Stadium until Three Rivers opened in 1970.

Gradual improvement in the early 1970s resulted in the team's first-ever division title in 1972 with an 11-3 record. In the first playoff game at Three Rivers the Steelers defeated the Oakland Raiders 13-7 with Franco Harris' "Immaculate Reception" in the final minute. Despite a 21-17 loss the following week to the undefeated Miami Dolphins, the Steelers had reached a new plateau.

It took 40 years for the Steelers to finally win their first division title, but over the next decade they achieved a level of success unprecedented in professional football.

In 1973 the Steelers won a wild card playoff berth with a 10-4 record. Oakland avenged their loss from the previous year, however, with a 33-14 defeat of the Steelers in the playoffs.

The Steelers won their first of six consecutive AFC Central titles in 1974 and marched past Buffalo (32-14) and Oakland (24-13) en route to their first Super Bowl appearance in Super Bowl IX. The fierce Pittsburgh defense led the way to a 16-6 victory vs. the Minnesota Vikings, and Art Rooney was presented the Vince Lombardi Trophy for the first time.

In 1975 the Steelers won 11 straight games to finish 12-2 and claim their second consecutive division crown. After defeating Baltimore (28-10) and Oakland (16-10) in the playoffs the Steelers became the third team in NFL history, joining Green Bay and Miami, to win back-to-back Super Bowls with a 21-17 win vs. the Dallas Cowboys in Super Bowl X.

The 1976 Steelers struggled in a 1-4 start before reeling off nine straight victories including five shutouts to win the division with a 10-4 mark. They defeated Baltimore 40-14 in the playoffs, but could not get past Oakland in a 24-7 loss after both starting running backs, Harris and Rocky Bleier, were injured. The following year the Steelers dropped a 34-21 decision to Denver in the playoffs after posting a 9-5 regular season record.

In 1978 the Steelers made history after a league-best 14-2 regular season and playoff wins vs. Denver (33-10) and Houston (34-5). Their 35-31 Super Bowl XIII win vs. Dallas made the Steelers the first team to win three Super Bowls.

Yet another standard was set the following year as the 1979 Steelers defeated the Los Angeles Rams 31-19 in Super Bowl XIV to make them the first team in history to win four Super Bowls and the only team to win back-to-back Super Bowls twice. The Super Bowl victory followed a 12-4 regular season and playoff wins vs. Miami (34-14) and Houston (27-13). With six consecutive AFC Central crowns, eight straight years of playoff appearances and four Super Bowl championships, the Steelers were tagged the "Team of the Decade" for the 1970s.

1980s As the 1980s opened the Steelers stumbled, failing to make the playoffs in 1980 and 1981 with records of 9-7 and 8-8.

In 1982 the Steelers celebrated the team's 50th anniversary by qualifying for the playoffs with a 6-3 finish in a strike-interrupted season. During the season an anniversary banquet was held to commemorate the team's first 50 seasons and to honor the Steelers' all-time team as selected by fan voting. Thousands of fans were attracted to Pittsburgh for a week of activities and exhibits before the anniversary season was ended by San Diego's 31-28 win in the playoffs. This would be the last playoff game at Three Rivers until the 1992 season, a span of 10 years.

The 1983 Steelers won their eighth division title with a 10-6 record, but fell in the postseason, 38-10 to the Raiders. The following year the Steelers won their ninth division crown and the team advanced to the AFC Championship game with a 24-17 playoff win at Denver. A 45-28 Miami assault in the AFC Championship game, however, prevented the Steelers from a fifth Super Bowl appearance.

The Steelers' streak of 13 consecutive non-losing seasons came to an end in 1985 with a 7-9 finish, followed by 6-10 in 1986. Playoff hopes remained alive in 1987 until the Steelers lost their last two games to finish 8-7.

In 1988 the team suffered through its worst campaign in 19 years with a 5-11 record. The next season got off to a similar start with losses of 51-0 and 41-10 in the first two games as the offense failed to score in the first month of the season. But the young team fought back to finish 9-7 and earn a wild card playoff berth on the season's final weekend. An exciting 26-23 overtime playoff win in Houston was followed by a heartbreaking 24-23 divisional playoff loss at Denver in which the Steelers led until the final minutes.

1990s A 9-7 finish in 1990 left the Steelers in a three-way tie for the AFC Central lead, but they were eliminated from playoff contention by a 2-4 record. The 1991 team finished second in the division despite a 7-9 record, winning the last two games under Noll at home against the Cincinnati Bengals and Cleveland Browns.

On December 26, 1991 Noll announced his retirement from football after 39 consecutive seasons, the last 23 as the Steelers' head coach which made him one of only four men to coach the same team for 23 consecutive years. He left as the fifth-winningest coach in NFL history with an overall record of 209-156-1, and as the only coach to win four Super Bowls. Noll was rewarded in 1993 with his election to the Hall of Fame in his first year of eligibility.

A new era began in 1992 with the retirement of Noll and the arrival of Bill Cowher, the National Football League's second-youngest head coach. The first season of the new era saw the Steelers win the AFC Central division crown for the first time since 1984 with an 11-5 record. While the team enjoyed new-found success, Cowher was recognized by the Associated Press as the NFL's coach of the year and six Steelers played in the Pro Bowl, the most in more than a decade.

Under Cowher the Steelers became the first AFC team since the 1970 merger to claim its tenth division title. Their 11-5 record equalled the best in the conference and gave the Steelers the home field throughout the playoffs, but in the first postseason game at Three Rivers in exactly 10 years the Steelers were defeated by eventual AFC champion Buffalo, 24-3.

Last year the Steelers earned a wild card playoff berth, marking their first consecutive playoff appearances since the 1983-84 seasons. A 9-7 record was good for second place in the division, but the season ended in a 27-24 overtime loss in Kansas City in the wild card round of the postseason.

Steelers founder Art Rooney, who was inducted into the Pro Football Hall of Fame in 1964, had begun by that time to turn over much of the operation of the Steelers to his oldest son, Dan. A decade later, after having worked in every area of the organization since 1955, Dan Rooney was named president of the Steelers in 1975. Now in his 38th year in the organization, he is one of the most active NFL owners and one of Pittsburgh's most involved executives in civic affairs.

Among his community activities, Dan Rooney is a board member for The United Way of America, The American Ireland Fund, The American Diabetes Association, Presbyterian University Hospital, The Pittsburgh History and Landmarks Foundation, and Duquesne University.

Dan Rooney has also been a member of several NFL committees over the past 20 years. He has served on the board of directors for the NFL Trust Fund, NFL Films, and the Scheduling Committee. He was appointed chairman of the Expansion Committee in 1973, which considered new franchise locations and directed the addition of Seattle and Tampa Bay as expansion teams in 1976.

In 1976 Rooney was also named chairman of the Negotiating Committee, and in 1982 he contributed to the negotiations for the Collective Bargaining Agreement for the NFL and the Players' Association. He again played a key role in the labor agreement reached between NFL owners and players in 1993.

Rooney is currently a member of the eight-person Management Council Executive Committee, the Hall of Fame Committee, and the NFL Properties Executive Committee.

Daniel M. Rooney was born on Pittsburgh's North Side on July 20, 1932. He is a 1950 graduate of North Catholic High School, where he played quarterback on the varsity football team. He went on to graduate from Duquesne University in 1955 with a bachelor of arts degree in accounting. Dan and his wife Patricia live on the North Side.

STEELERS BY THE DECADES

	Regular Season	Post Season	Overall	Pct.
1933-1939	22-55-3	—	22-55-3	.294
1940-1949	40-64-6	0-1	40-65-6	.387
1950-1959	54-63-3	—	54-63-3	.463
1960-1969	46-85-7	0-1	46-86-7	.356
1970-1979	99-44-1	14-4	113-48-1	.701
1980-1989	77-75-0	2-4	79-79-0	.500
1990-1993	36-28-0	0-2	36-30-0	.545
Totals	374-413-20	16-12	390-426-20	.479

FUTURE SUPER BOWLS

Super Bowl XXIX January 29, 1995	Joe Robbie Stadium, Miami, FL
Super Bowl XXX January 28, 1996	Sun Devil Stadium, Tempe, AZ
Super Bowl XXXI January 26, 1997	Superdome, New Orleans, LA
Super Bowl XXXII January 25, 1998	Jack Murphy Stadium, San Diego, CA

PITTSBURGH STEELERS IN HALL OF FAME

ARTHUR J. ROONEY, Founder, President, and Chairman of the Board (1933-1988). Elected in 1964.

BERT BELL, Co-owner (1941-1946). Elected in 1963.

JOHNNY 'BLOOD' McNALLY, Player (1934, 1937-1939), Coach (1937-1939). Elected in 1963.

BILL DUDLEY, Player (1942, 1945-1946). Elected in 1966.

WALT KIESLING, Player (1937-1938), Coach (1939-1944, 1949-1961). Elected in 1966.

BOBBY LAYNE, Player (1958-1962). Elected in 1967.

ERNE STAUTNER, Player (1950-1963). Elected in 1969.

JOE GREENE, Player (1969-1981), Coach (1987-1991). Elected in 1987.

JOHN HENRY JOHNSON, Player, (1960-1965). Elected in 1987.

JACK HAM, Player (1971-1982). Elected in 1988.

MEL BLOUNT, Player (1970-1983). Elected in 1989.

TERRY BRADSHAW, Player (1970-1983). Elected in 1989.

FRANCO HARRIS, Player (1972-1983). Elected in 1990.

JACK LAMBERT, Player (1974-1984). Elected in 1990.

CHUCK NOLL, Coach (1969-1991). Elected in 1993.

Eligibility of Steelers' other potential Hall of Famers:

L.C. GREENWOOD, DONNIE SHELL, JOHN STALLWORTH, LYNN SWANN — Currently Eligible. **MIKE WEBSTER** - 1996

Note: Other Hall of Famers who spent part of their careers with the Steelers include **CAL HUBBARD** (Player 1936, elected 1963), **MARION MOTLEY** (Player 1955, elected 1968), **EARLE (GREASY) NEALE** (Coach 1943, elected 1969), **BILL HEWITT** (Player 1943, elected 1971), and **LEN DAWSON** (Player 1957-1959, elected 1987).

STEELERS ATTENDANCE AT THREE RIVERS

1970 — 318,698 (45,528)	1982 — 208,890 (52,223)
1971 — 323,812 (46,259)	1983 — 462,587 (57,823)
1972 — 340,549 (48,650)	1984 — 447,288 (55,911)
1973 — 377,640 (47,205)	1985 — 436,069 (54,509)
1974 — 325,457 (46,494)	1986 — 414,937 (51,867)
1975 — 341,205 (46,744)	1987 — 353,402 (50,486)
1976 — 330,620 (47,231)	1988 — 396,044 (49,506)
1977 — 337,156 (48,165)	1989 — 383,494 (47,937)
1978 — 380,258 (47,532)	1990 — 434,769 (54,346)
1979 — 391,931 (48,991)	1991 — 406,935 (50,867)
1980 — 424,106 (53,013)	1992 — 427,282 (53,410)
1981 — 420,964 (52,621)	1993 — 440,927 (55,116)

The Steelers' single game regular season home attendance record is 60,265 established November 15, 1993 vs. Buffalo. The single game postseason mark is 60,407 vs. Buffalo on January 9, 1993.

TOP 10 CROWDS AT THREE RIVERS STADIUM

- | | |
|---|--|
| 1. 60,407 Jan. 9, 1993 vs. Buffalo* | 6. 59,103 Oct. 7, 1984 vs. Miami |
| 2. 60,265 Nov. 15, 1993 vs. Buffalo | 7. 58,752 Sept. 22, 1985 vs. Houston |
| 3. 59,541 Sept. 30, 1985 vs. Cincinnati | 8. 58,417 Nov. 20, 1983 vs. Minnesota |
| 4. 59,293 Nov. 24, 1985 vs. Washington | 9. 58,282 Sept. 25, 1983 vs. New England |
| 5. 59,263 Oct. 16, 1983 vs. Cleveland | 10. 58,233 Sept. 4, 1983 vs. Denver |

*Postseason

STEELERS' FINAL 1993 TEAM RANKINGS

OFFENSE				DEFENSE		
overall	rushing	passing		overall	vs. rush	vs. pass
7	6	13	in NFL	3	3	15
5	2	9	in AFC	1	3	7

STEELERS AT THREE RIVERS STADIUM (1970-1993)

Year	Regular Season	Post Season	Overall	Year	Regular Season	Post Season	Overall
1970	4-3	—	4-3	1983	4-4	0-0	4-4
1971	5-2	—	5-2	1984	6-2	0-0	6-2
1972	7-0	1-1	8-1	1985	5-3	—	5-3
1973	7-1	0-0	7-1	1986	4-4	—	4-4
1974	5-2	1-0	6-2	1987	4-3	—	4-3
1975	6-1	2-0	8-1	1988	4-4	—	4-4
1976	6-1	0-0	6-1	1989	4-4	0-0	4-4
1977	6-1	0-0	6-1	1990	6-2	—	6-2
1978	7-1	2-0	9-1	1991	5-3	—	5-3
1979	8-0	2-0	10-0	1992	7-1	0-1	7-2
1980	6-2	—	6-2	1993	6-2	0-0	6-2
1981	5-3	—	5-3	Totals	131-49	8-3	139-52
1982	4-0	0-1	4-1		(.728)	(.727)	(.728)

Note: In games vs. AFC Central Division teams, the Steelers have a record of 55-18 (.753) at Three Rivers Stadium.

STEELERS AT THREE RIVERS STADIUM MONTH-BY-MONTH* (1970-1993)

Year	Sept.	Oct.	Nov.	Dec.	Jan.	Year	Sept.	Oct.	Nov.	Dec.	Jan.
1970	0-1	1-0	3-1	0-1	—	1983	0-2	3-0	1-1	0-1	—
1971	1-0	2-0	2-1	0-1	—	1984	1-1	2-1	2-0	1-0	—
1972	1-0	2-0	3-0	2-1	—	1985	2-1	1-0	1-1	1-1	—
1973	2-0	3-0	1-1	1-0	—	1986	0-1	1-2	2-0	1-1	—
1974	1-1	2-0	1-0	2-1	—	1987	1-0	2-0	0-2	1-1	—
1975	0-1	2-0	2-0	3-0	1-0	1988	1-1	1-2	1-1	1-0	—
1976	1-1	2-0	2-0	1-0	—	1989	1-1	1-1	1-1	1-1	—
1977	1-1	2-0	2-0	1-0	—	1990	1-1	2-0	1-0	2-1	—
1978	2-0	2-1	2-0	2-0	1-0	1991	2-0	0-2	1-1	2-0	—
1979	2-0	2-0	2-0	3-0	1-0	1992	1-0	1-0	3-0	1-1	0-1
1980	2-0	0-2	3-0	1-0	—	1993	1-1	2-0	1-0	1-1	1-0
1981	2-1	2-0	1-1	0-1	—	Total	27-15	38-11	38-11	30-13	5-2
1982	1-0	—	—	2-0	1-1		(64%)	(78%)	(78%)	(70%)	(71%)

*Includes Regular and Postseason only.

STEELERS AT THREE RIVERS STADIUM vs. NFL OPPONENTS (1970-1993)


Steelers vs. AFC teams:	(Post-season)	Steelers vs. NFC teams:
Buffalo Bills	5-2* (1-1)	Arizona Cardinals 1-0
Cincinnati Bengals . . .	17-7	Atlanta Falcons 4-0
Cleveland Browns	20-4	Chicago Bears 2-1
Denver Broncos	4-5* (1-0)	Dallas Cowboys 3-0
Houston Oilers	18-7* (2-0)	Detroit Lions 3-0
Indianapolis Colts	7-0* (1-0)	Green Bay Packers 2-1
Kansas City Chiefs	7-4	Los Angeles Rams 3-1
Los Angeles Raiders . . .	3-3* (2-0)	Minnesota Vikings 2-2
Miami Dolphins	4-3* (1-1)	New Orleans Saints 2-1
New England Patriots . . .	7-3	New York Giants 1-1
New York Jets	4-0	Philadelphia Eagles 1-1
San Diego Chargers	9-1* (0-1)	San Francisco 49ers 2-2
Seattle Seahawks	4-1	Tampa Bay Buccaneers . . . 2-0
Total vs. AFC:	109-40 (73%)	Total vs. NFC:
		30-12 (72%)

*Includes postseason

IMPORTANT DATES

Friday, July 15	Training Camp opens
Saturday, July 30	Hall of Fame Game & Induction Ceremonies
Tuesday, August 23	Rosters cut to 60
Monday, August 29	Rosters cut to 47
Sunday, September 4	Regular Season Opener
Tuesday, October 18	Trading deadline

STEELERS COACHES



BILL COWHER

Head Coach

Now in his third season as head coach of the Steelers, Bill Cowher has revitalized a young Pittsburgh team with enthusiasm and intensity. Advancing to the playoffs each of the last two seasons under Cowher, the Steelers have won 20 games and made playoff appearances in consecutive seasons for the first time since 1983 and 1984.

Cowher was introduced as the Steelers' head coach on January 21, 1992, 26 days after the retirement of Hall of Fame coach Chuck Noll. At the age of 34 Cowher was two years younger than Noll was upon becoming the Steelers' head coach in 1969.

The NFL's second-youngest head coach, the 36-year-old Cowher is younger than all NFL head coaches except Cincinnati's David Shula. A Pittsburgh-area native, Cowher returned to his hometown following seven years as an assistant under Marty Schottenheimer in Cleveland and Kansas City. His appointment as the Steelers' head coach immediately followed a three-year stint as defensive coordinator and linebackers coach for the Chiefs.

The 15th head coach in Steelers history, Cowher embarks upon his 15th season in the NFL this year including five as a player, seven as an assistant coach and three as a head coach. In his first nine years of coaching Cowher was never associated with a team that posted a losing record. In fact, in eight of the nine seasons he has been a coach, Cowher's team has advanced to the playoffs.

Under Cowher the Steelers have improved from 20th to ninth to seventh in the NFL total offense rankings, while climbing from 22nd to 13th to third in total defense. The team has also posted a + 11 turnover ratio each of the last two seasons to rank second and third in the league in that category.

Among the other accomplishments on offense the last two years were the team's second-place AFC rushing rankings both years, and first and second-place AFC rankings in possession time.

Defensively the Steelers posted a league-leading 43 takeaways in 1992 followed by 38 last year to tie for third in the NFL. The unit has also ranked seventh and second the last two years in interceptions with 22 and 24, allowed a league-low 21 touchdowns in 1992, and posted the NFL's best and second-best opponent passer ratings the last two seasons.

In 1992, the first-year head coach was selected the National Football League's Coach of the Year by the Associated Press and The Sporting News. Cowher was also named Pittsburgh's Man of the Year in Sports by the Dapper Dan Club. He directed the Steelers to their first AFC Central division crown in eight years with an 11-5 record, which was the team's best mark since they last won a Super Bowl in 1979. One of four AFC teams to win 11 games in 1992, the Steelers shared the best record in the conference as Cowher became one of only 12 coaches in NFL history to win 11 games in his first season as head coach.

Last year the Steelers got off to a slow start at 0-2, but six wins in the next seven games brought the team to a 6-3 mark and first place in the AFC Central division. On the final weekend of the regular season the Steelers claimed the final AFC wild card berth after winning three of the last five games. Offensively the team finished with the same AFC rankings as the previous year, but it improved from 21st to 13th in NFL passing rankings. The defense jumped from eighth to first in AFC total defense rankings, and from 17th to third in NFL run defense.

In two seasons under Cowher, six Steelers have been chosen for the AFC Pro Bowl squad each year, the most in consecutive seasons since the 1978-79 NFL seasons.

Cowher began his coaching career in 1985 in Cleveland. At age 28 he was the league's second-youngest assistant coach. He served on Schottenheimer's staff as the Browns' special teams coach in 1985-86 and secondary coach in 1987-88. As secondary coach, Cowher saw his 1987 group make 23 interceptions to tie for third in the AFC, while in 1988 the Cleveland defense ranked fourth overall in the conference. The following year Cowher went with Schottenheimer to the Kansas City coaching staff.

In 1989, Cowher's first season as a 32-year-old defensive coordinator, the Kansas City defense led the AFC and ranked second in the NFL in total defense. The following year the unit led the league in three categories with 60 sacks, 25 fumbles recovered and 45 takeaways. In 1991 the Chiefs ranked third in the conference and fifth overall in the NFL en route to a 10-6 finish and a wild card playoff berth.

A former linebacker and special teams standout, Cowher enjoyed a five-year NFL playing career with the Browns (1980-82) and the Philadelphia Eagles (1983-84). He signed with Philadelphia in 1979 as an undrafted free agent rookie, but was the last linebacker waived in training camp after playing in three preseason games. The following year he signed with Cleveland and earned a roster spot, playing in all 16 games including two starts at inside linebacker.

BILL COWHER'S COACHING CAREER

Year	Team	Record	Position
1985	Cleveland Browns	8-8*	Special Teams Coach
1986	Cleveland Browns	12-4*	Special Teams Coach
1987	Cleveland Browns	10-5*	Secondary Coach
1988	Cleveland Browns	10-6*	Secondary Coach
1989	Kansas City Chiefs	8-7-1	Defensive Coordinator/LBs Coach
1990	Kansas City Chiefs	11-5*	Defensive Coordinator/LBs Coach
1991	Kansas City Chiefs	10-6*	Defensive Coordinator/LBs Coach
1992	Pittsburgh Steelers	11-5*	Head Coach
1993	Pittsburgh Steelers	9-7*	Head Coach

*Team earned playoff berth

THE STEELERS UNDER COWHER

Regular Season

	Won	Lost	Tied	Pct.	Finish
1992	11	5	0	.688	AFC Central Champion
1993	9	7	0	.563	2nd, AFC Central (wild card)
Totals	20	12	0	.625	

Post Season

	Won	Lost	Pct.	Finish
1992	0	1	.000	Lost in divisional round
1993	0	1	.000	Lost in wild card round
Totals	0	2	.000	

Cowher sat out the 1981 campaign after suffering a season-ending knee injury in the third preseason game. Returning in 1982 as special teams captain, he started at outside linebacker in two games while playing in all nine contests.

Cowher was traded to Philadelphia prior to the start of the 1983 season (Aug. 21) for a ninth-round draft pick. He was selected the Eagles' most valuable special teams player that year and played in all 16 games. In 1984 a knee injury kept him out of all but four games and ended his career as a player. Cowher returned to Cleveland the following season and began his coaching career as a member of Schottenheimer's Browns staff.

Cowher grew up in the Crafton area west of Pittsburgh. He is a 1975 graduate of Carlynton High School, where he excelled in football, basketball and track. He was selected honorable mention all-state in football as a senior before moving on to North Carolina State, where he earned four letters and was a three-year starter at linebacker. As a senior in 1978 Cowher was selected the team's captain as well as most valuable player after leading the defense in tackles for the second straight year. He also received the 1978 Cary Brewbaker Award as the school's outstanding defensive lineman as selected by the coaching staff. In 1979 Cowher was graduated with a bachelor of science degree in education.

William Laird Cowher was born in Pittsburgh on May 8, 1957. It was at North Carolina State that Cowher met his wife, Kaye. Also a graduate of North Carolina State, Kaye and her twin sister Faye played professional basketball for the New York Stars of the Women's Professional Basketball League. The Cowhers have three daughters — Meagan Lyn (8), Lauren Marie (6), and Lindsay Morgan (3).

NFL COACHES WHO WON 11 OR MORE GAMES IN FIRST SEASON

Wins	Coach (Team)	Year	Record
14	George Seifert (San Francisco 49ers)	1989	14-2
12	John Madden (Oakland Raiders)	1969	12-1-1
12	Chuck Knox (Los Angeles Rams)	1973	12-2
12	Red Miller (Denver Broncos)	1977	12-2
12	Ray Malavasi (Los Angeles Rams)	1978	12-4
11	Norm Barry (Chicago Cardinals)	1925	11-2-1
11	Don McCafferty (Baltimore Colts)	1970	11-2-1
11	Punk Berryman (Frankford Yellowjackets)	1924	11-2-1
11	Potsy Clark (Portsmouth Spartans)	1931	11-3
11	Bill Cowher (Pittsburgh Steelers)	1992	11-5
11	Dennis Green (Minnesota Vikings)	1992	11-5
11	Bobby Ross (San Diego Chargers)	1992	11-5

WHERE THE STEELERS FINISHED (1970-93)

Year	Record	Finish
1970	5-9	3rd in AFC Central
1971	6-8	2nd in AFC Central
1972	11-3	AFC Central Champion (1)
1973	10-4	2nd in AFC Central (WC)*
1974	10-3-1	AFC Central Champion (2)
1975	12-2	AFC Central Champion (3)
1976	10-4	AFC Central Champion (4)
1977	9-5	AFC Central Champion (5)
1978	14-2	AFC Central Champion (6)
1979	12-4	AFC Central Champion (7)
1980	9-7	3rd in AFC Central
1981	8-8	2nd in AFC Central
1982	6-3	4th in AFC Tournament (WC)*
1983	10-6	AFC Central Champion (8)
1984	9-7	AFC Central Champion (9)
1985	7-9	3rd in AFC Central
1986	6-10	3rd in AFC Central
1987	8-7	3rd in AFC Central
1988	5-11	4th in AFC Central
1989	9-7	3rd in AFC Central (WC)*
1990	9-7	3rd in AFC Central
1991	7-9	2nd in AFC Central
1992	11-5	AFC Central Champion (10)
1993	9-7	2nd in AFC Central (WC)*

*Earned Wild Card playoff berth



BOBBY APRIL
Special Teams Coach

Bobby April is in his first season with the Steelers after being named special teams coach on January 24 of this year. He came to the Steelers following three seasons as special teams/tight ends coach for the Atlanta Falcons. April, 40, is entering his 16th year in coaching including 12 at the college level.

Under April the Falcons special teams flourished from 1991-93, becoming the only NFL team to score a kickoff return-touchdown each of the last four years. The unit blocked seven kicks in 1991, April's first season, and in 1992 it posted the NFL's lowest field goal rate allowed in addition to having six kickoff returns of 50 yards or more.

Last year the Falcons posted the best overall special teams ranking in the NFL based on 16 categories. Their field goal success rate of 96.2% was the best in the NFL and the only one better than the Steelers' 93.3%. Atlanta also posted the NFL's second-best kickoff return average at 23.6 yards.

April began his coaching career in 1979 at Tulane. He then spent eight years at Arizona (1980-86) coaching the defensive line and secondary as well as coordinating the kicking game.

In 1987 April began a four-year stint at Southern California (1987-90), where he served as secondary coach and kicking game coordinator.

In 1991 April moved to the NFL with the Falcons, spending three seasons coaching the special teams and tight ends.

April attended Nicholls State, where he played defensive end and linebacker from 1972-75 and graduated in 1976 with a degree in physical education. He later earned a master's degree in athletic administration from Southern Mississippi in 1983.

Bobby was born on April 15, 1953 in New Orleans and grew up in Chalmette, Louisiana. He and his wife Charlene have five children — Bobby (12) and daughters Julie (11), Jamie Lee (8), Angela (5) and Jaclyn (2).



DOM CAPERS
Defensive Coordinator

Dom Capers is in his third year as defensive coordinator since joining the Steelers on January 30, 1992. Now in his 20th season of coaching and his ninth in the NFL, Capers, 43, came to the Steelers following six seasons with the New Orleans Saints.

Under Capers the Steelers defense has ranked among the NFL leaders in several categories each of the last two seasons. In 1992 it led the league in takeaways and fumble recoveries, tied for the lead with 21 touchdowns allowed and ranked second in the NFL with 225 points allowed.

Last year the defense ranked first overall in the AFC after leading the league in run defense for most of the season. The 24 interceptions tied for second in the NFL, 37 forced fumbles led all teams, 85.5 rushing yards allowed per game ranked third, and the opponent passer rating of 64.9 was the NFL's second-best.

While in New Orleans Capers' defense ranked among the NFL's top five for interceptions three times. In 1991 they ranked second in total defense, rushing defense and pass defense. They also led the NFL with 29 interceptions and ranked third with 50 sacks.

Capers' 20-year coaching career includes nine seasons at colleges and two in the USFL. He was a graduate assistant at Kent State (1972-74) and Washington (1975) prior to starting fulltime coaching in 1975, where he had stops at Hawaii (1975-76), San Jose State (1977), California (1978-79), Tennessee (1980-81), and Ohio State (1982-83).

In 1984 Capers joined Jim Mora's staff with the USFL Philadelphia/Baltimore Stars, who won the 1984 and 1985 USFL championships.

Capers is a graduate of Mount Union College in Alliance, Ohio, where he played defensive back from 1968-71 and also played baseball. He earned a bachelor of arts degree in 1972 and his master's in administration in 1974.

Dom was born on August 7, 1950 in Cambridge, Ohio. He and his wife Karen live in Pittsburgh.



RON ERHARDT
Offensive Coordinator

Ron Erhardt is in his 38th year of coaching and his third as the Steelers' offensive coordinator. He joined the Steelers on January 27, 1992 following ten years with the New York Giants.

The 1994 season is Erhardt's 22nd in the NFL, but his 37-year coaching career has included two Super Bowl wins, two College Division national championships and a high school state championship.

Erhardt served as the Giants' offensive coordinator from 1982-90, a span highlighted by wins in Super Bowls XXI and XXV. He served as assistant head coach in 1991.

Erhardt, 63, began his coaching career at the high school level in North Dakota at Williston High in 1956 followed by six years as head coach at St. Mary's and Bishop Ryan High Schools, where he posted a 45-9-2 record as a head coach and had an undefeated state champion team.

In 1963 Erhardt moved into the college ranks at North Dakota State (1963-72), where he was head coach from 1966-72 and had a 62-7-1 record over seven seasons including two consecutive College Division national championships. His .884 winning percentage makes him one of the winningest coaches ever in the College Division.

Erhardt joined the NFL in 1973 as offensive backfield coach for the New England Patriots. He was offensive coordinator in 1977-78 and head coach from 1979-81. Erhardt had records of 9-7 and 10-6 in his first 2 seasons as head coach.

Erhardt was an all-conference quarterback for Jamestown College in North Dakota, also lettering in baseball and basketball. He graduated in 1953 with a bachelor's degree in business and physical education.

After college Erhardt served three years in the military. He received his master's degree in physical education and science from Colorado in 1963.

Ron was born on February 27, 1931 in Mandan, North Dakota. He and his wife Anita have four children — Jan, Rob, Jim, and Jill.



CHAN GAILEY
Wide Receivers Coach

Chan Gailey is in his first season as the Steelers' wide receivers coach, his seventh in the NFL and his 19th year in coaching. He joined the Steelers staff on January 24 of this year following one season as head coach at Samford University in Birmingham, Alabama.

The 42-year-old Gailey previously spent six NFL seasons as an assistant coach with the Denver Broncos (1985-90). While with Denver he gained experience as special teams coach/defensive assistant (1985), special teams/tight ends coach (1986), tight ends/receivers coach (1987), quarterbacks coach (1988), and offensive coordinator/wide receivers coach (1989-90).

During Gailey's six seasons the Broncos won three AFC Championships and played in Super Bowls XXI, XXII and XXIV.


After serving as a graduate assistant at Florida in 1974-75, Gailey began his coaching career in 1976 as defensive backfield coach at Troy State (1976-78), followed by four years at Air Force (1979-82) which included the last two seasons as defensive coordinator.

In 1983 Gailey returned to Troy State as head coach for the 1983 and 1984 seasons. In 1984 his team won the NCAA Division II national championship and he was honored as conference coach of the year.

Following his six seasons with the Broncos Gailey was named head coach of the World League's Birmingham Fire, a position he held for the 1991 and 1992 seasons. He led his teams to 5-5 and 7-2-1 records and two playoff berths. Birmingham and the Barcelona Dragons were the only two World League teams to earn a playoff berth in both years of World League play.

Gailey attended Florida, where he played quarterback from 1970-73. He received a bachelor's degree in physical education in 1974.

Chan was born in Gainesville, Georgia on January 5, 1952. He and his wife Laurie have two sons, Tate (18) and Andrew (14).



DICK HOAK
Running Backs Coach

Dick Hoak, the longest tenured coach in Steelers history, is in his 33rd year with the Steelers and his 23rd consecutive as a Steelers assistant coach. He served as offensive backfield coach for 20 seasons under Chuck Noll before being named running backs coach by Bill Cowher on January 27, 1992 as the only assistant retained from the previous Steelers staff.

In the last two seasons the Steelers have boasted one of the most potent running attacks in the NFL, averaging 134.8 and 125.2 rushing yards per game.

Hoak, 54, joined the Steelers' staff in 1972 under Noll after one year of coaching high school football and just two years after retiring from an outstanding playing career for the Steelers.

The Steelers' seventh round draft choice out of Penn State in 1961, Hoak spent 10 seasons in the Pittsburgh backfield. He led the Steelers in rushing three times (1965, 1968, 1969) and played in one Pro Bowl (1969) after ranking fourth in the NFL in 1968 with 858 rushing yards.

When he retired following the 1970 season Hoak had gained 3,965 rushing yards, which at that time was second in team history and today ranks fourth behind Hall of Famers Franco Harris and John Henry Johnson, and Frank Pollard.

Hoak also currently ranks eighth in Steelers history for career touchdowns with 33, fourth in rushing touchdowns with 25, and second in rushing attempts with 1,132. In addition to his rushing total, Hoak made 145 receptions for 1,152 yards and eight touchdowns in his career.

As a standout running back and quarterback for Penn State from 1958-60, Hoak was named his team's MVP as a senior. He graduated in 1961 with a bachelor's degree in social studies.

Dick was born on December 8, 1939 in Jeannette, Pennsylvania. He and his wife Lynn have three children — daughters Kelly and Katie and son Richard. The Hoaks live in Greensburg.



PAT HODGSON
Tight Ends Coach

Pat Hodgson is in his third year of coaching the Steelers' tight ends since joining the staff on February 3, 1992. Now in his 24th year of coaching and his 13th in the NFL, Hodgson spent 11 seasons coaching in the college ranks prior to moving to the NFL in 1978.

Hodgson coaches one of the Steelers' most productive positions. Last year the tight ends contributed a team-record 73 of the team's 299 receptions, and for the first time since 1966 a tight end was the leading receiver. Their blocking also played a large role in the AFC's second-ranked rushing offense.

A former NFL tight end himself, Hodgson spent two years as a player with the Washington Redskins (1966) and Minnesota Vikings (1967). He began his coaching career the following year and coached at Georgia (1968-70, 1972-77), Florida State (1971), and Texas Tech (1978).

In 1978 Hodgson returned to the NFL as receivers coach for the San Diego Chargers. He then coached the New York Giants' tight ends from 1979-87, during which time Hodgson worked with offensive coordinator Ron Erhardt. That span also included the Giants' win in Super Bowl XXI.

Hodgson, 50, returned to coaching in 1992 after four years away from football. After leaving the Giants following the 1987 season he worked as the director of marketing for Richard A. Stevens, a construction management firm in Whippany, New Jersey.

Hodgson played tight end from 1963-65 at Georgia, where he was the team MVP, co-captain, and honorable mention All-America in 1965.

An All-SEC selection in both 1963 and 1965, Hodgson graduated with a B.B.A. degree in general business in 1966.

Pat was born on January 30, 1944 in Columbus, Georgia. He and his wife Mary Ann have two sons — Pat, Jr. and Chris.



DICK LeBEAU
Defensive Backs Coach

Dick LeBeau is in his 36th NFL season and his 22nd in coaching this year, his third with the Steelers. He was named defensive backs coach on February 7, 1992 following 12 years with the Cincinnati Bengals, the last eight as defensive coordinator.

Under LeBeau the Steelers secondary has made 40 of the team's 46 interceptions the last two seasons, in addition to 13 of the fumbles recovered and 15 sacks. The defense had the NFL's lowest opponent passer rating of 64.0 in 1992 and the second-best at 64.9 in 1993.

LeBeau spent his first 14 NFL seasons as a standout cornerback for the Detroit Lions. After being drafted by the Cleveland Browns in the fifth round in 1959 he was waived and signed with Detroit. LeBeau played in 171 consecutive games for the Lions from 1959-72 and was voted to the Pro Bowl in 1965, 1966, and 1967.

LeBeau's 62 career interceptions, which included a career-high nine to lead the NFC in 1970, ranked third in NFL history at the time of his retirement. He is currently tied for sixth place on the NFL all-time list, trailing only Paul Krause, Emlen Tunnell, Dick "Night Train" Lane, Ken Riley and Ronnie Lott, sharing sixth place with Dave Brown.

LeBeau retired following the 1972 season and began his coaching career as special teams coach for the Philadelphia Eagles (1973-75). He also served four seasons as defensive backs coach for the Green Bay Packers (1976-79) before taking the same position with Cincinnati in 1980. In 1984 LeBeau was promoted to defensive coordinator, a position he held through the 1991 season.

LeBeau, 56, attended Ohio State, where he played offensive and defensive back. He was a member of the Buckeyes' 1957 national champion team and graduated in 1959 with a bachelor's degree in education.

Dick was born on September 9, 1937 in London, Ohio. He and his wife Nancy, have one son, Brandon Grant.



MARVIN LEWIS
Linebackers Coach

Marvin Lewis is in his third season as the Steelers' linebackers coach since being named to the position on February 6, 1992. This is his 14th season in coaching including 11 years at the college level.

Under Lewis the linebackers combined for 16 sacks, four interceptions and seven fumbles recovered in 1992. Last year the group contributed 22.5 sacks and six fumble recoveries despite new starters at three of the four positions.

The 35-year-old Lewis is a native of nearby McDonald, Pennsylvania. He returned to the Pittsburgh area in 1990 to coach the University of Pittsburgh outside linebackers for two seasons.

In 1981 Lewis began his coaching career at his alma mater, Idaho State, where he was linebackers coach from 1981-84. In Lewis' first season on the coaching staff the team finished 12-1 and won the NCAA Division I-AA championship.

Lewis then coached at Long Beach State for two seasons (1985-86), followed by three years at New Mexico (1987-89), where his duties were the inside linebackers in 1987 and 1988 and outside linebackers in 1989. He also served the dual role of recruiting coordinator his last two years at New Mexico before returning to Pittsburgh in 1990.

After graduating from McDonald's Fort Cherry High, where he was an all-conference quarterback and safety and also lettered in wrestling and baseball, Lewis went west to Idaho State. He earned All-Big Sky Conference honors in 1978, 1979, and 1980 as a linebacker and also played quarterback and free safety during his college career.

Lewis received his bachelor's degree in physical education from Idaho State in 1981. In 1982 he received a master's in athletic administration.

Marvin was born on September 23, 1958 in McDonald, Pennsylvania. He and his wife Peggy have two children — daughter Whitney and son Marcus.



JOHN MITCHELL
Defensive Line Coach

John Mitchell is the newest member of the Steelers coaching staff, arriving on January 31 of this year following three seasons coaching the defensive line for the Cleveland Browns. Mitchell is in his 22nd season of coaching including 15 years at the college level and two in the United States Football League. This is his fourth season as an NFL coach.

Mitchell, 43, tutored the interior defensive linemen for the Browns, a group that included two Pro Bowl defensive tackles. With the Steelers he coaches all of the defensive linemen.

A former All-America defensive end for Alabama, Mitchell's early years in coaching were spent studying under two of college football's great coaches.

Mitchell began his coaching career in 1973 as defensive line coach under Paul "Bear" Bryant at Alabama. After four years at Alabama (1973-76) Mitchell spent six seasons as defensive line coach at Arkansas (1977-82) on Lou Holtz's staff.

In 1983 Mitchell made his first move to the professional level. From 1983-85 he served as defensive line coach for the USFL Birmingham Stallions. In 1986 he returned to the college ranks as defensive ends coach at Temple.

In 1987 Mitchell began a four-year stint as linebackers coach at Louisiana State (1987-90). In his final season at Louisiana State Mitchell was named defensive coordinator while continuing to coach the linebackers.

Mitchell moved to the NFL for the first time in 1991 as the Browns' defensive line coach.

Mitchell played defensive end and was a two-time JUCO All-American at Eastern Arizona Junior College in 1969-70. He then transferred and played defensive end at Alabama from 1971-72.

Mitchell was named All-America in 1972, the year he graduated with a bachelor's degree in social work.

John was born October 14, 1951 in Mobile, Alabama. He and his wife Joyce live in Pittsburgh.



KENT STEPHENSON
Offensive Line Coach

Kent Stephenson celebrates his 30th season of coaching this year, his tenth in the NFL and his third with the Steelers. He was named offensive line coach on February 7, 1992 following seven years in the same capacity with the Seattle Seahawks.

The offensive line underwent a dramatic change in 1992 adapting to a balanced yet run-oriented, power football attack. The group has met the challenge under Stephenson, as evidenced by two Steelers offensive linemen being selected for the Pro Bowl in 1992 and one last year.

Adding to the impressive showing by the offensive line is the fact that the most regular starting five was made up of a second-round draft choice, a sixth, a tenth, a 12th, and a Plan B free agent who was a former tenth-round choice.

Stephenson's coaching career started in 1965 and includes 18 years at the college level and two in the USFL prior to his entering the NFL in 1985 with Seattle.

In 1965 Stephenson began his coaching career at Wayne State (1965-68). He spent the next 18 years at North Dakota (1969-71), Southern Methodist (1972-73), Iowa (1974-76), Oklahoma State (1977-78), and Kansas (1979-82).

Stephenson moved to the professional level in 1983 as offensive line coach of the USFL Michigan Panthers (1983-84). In 1983 the Panthers won the USFL championship.

In 1985 Stephenson entered the NFL as the Seahawks' offensive line coach under Chuck Knox. He was there for the 1985-91 seasons before joining the Steelers.

Stephenson was an all-conference selection as an offensive and defensive lineman at Northern Iowa. He graduated in history and physical education in 1965, and received a master's in education from Wayne State in 1966.

Kent was born on February 4, 1942 in Anita, Iowa. He and his wife Shirley have two children — daughter Heidi and son Kyle.

STEELERS SCOUTING STAFF



TOM MODRAK
College Personnel Coordinator

Tom Modrak is in his 16th year with the Steelers and his third in charge of college scouting. He is responsible for overseeing the Steelers' scouts and the evaluation of players in the college talent pool.

Modrak, 52, joined the Steelers on a full-time basis in 1979. From 1979-86 Modrak served as pro talent scout. He then spent two years as director of pro scouting (1987-88) before taking over as college scouting coordinator in January of 1989.

Modrak's scouting career began in 1973 as a part-time scout for the Steelers. He then spent six months as a scout for BLESTO before rejoining the Steelers full-time in 1979.

A graduate of Indiana University (Pa.), Modrak received his bachelor's degree in geology in 1965. In 1972 he earned a master's in physical education from West Virginia.

Tom and his wife Sandy have two daughters, Stephanie and Erin. The Modraks live in Pittsburgh.



CHARLES BAILEY
Pro Personnel Coordinator

Charles Bailey begins his sixth season with the Steelers, his 14th in scouting, and his third as pro personnel coordinator. He joined the Steelers in June of 1989 after eight years as an eastern scout with National Football Scouting. His responsibility is the scouting of Steelers opponents in the NFL.

A lifelong resident of Winston-Salem, North Carolina, Bailey began his scouting career in 1981 with National. His start with National followed six years on the coaching staff at Winston-Salem State (1976-81).

Bailey, 43, attended North Carolina Central, where he played football from 1969-73. He graduated in 1974 with a physical education degree, and in 1980 he earned his master's in guidance and counseling from North Carolina A&T.

Charles and his wife Carolyn have three children, daughters Kahmil (10) and Aundrea (8) and son Charles (4). The Bailey family lives in Pittsburgh.

Anthony Griggs was hired in 1992 to work in the area of the NFL's newly-created Player Programs. His responsibilities include continuing education, internships, investment information and counseling services for the players.

Griggs worked in strength and conditioning with the Atlanta Falcons in 1990 before working for two years with a fitness consultation firm and an athletic club in Atlanta, Ga.

A former linebacker with the Philadelphia Eagles (1982-85) and Cleveland Browns (1986-88), Griggs began his NFL career as a fourth-round draft choice of the Eagles in 1982 out of Ohio State. He graduated with a bachelor's degree in communications from Villanova in 1983.

Anthony and his wife Bernita live in Pittsburgh.



ANTHONY GRIGGS
Player Development



PHIL KREIDLER
College Scout

Phil Kreidler is in his third season as a college scout. After serving a fulltime internship in the Steelers' personnel department in 1991-92, he was named to the scouting staff in June of 1992. He primarily scouts colleges in the south and southwest regions of the country.

From 1988-90 Kreidler served as a graduate assistant coach at the University of Cincinnati, where he helped coach the wide receivers and quarterbacks.

Kreidler, 28, attended Furman University, where he played free safety. He was a member of two Southern Conference champion teams as Furman posted a record of 35-11 during his four seasons. He graduated in 1988 with a degree in history and a minor in physical education.

Phil is single and lives in Memphis, Tenn.



MAX MCCARTNEY
College Scout

Max McCartney is in his sixth season with the Steelers and his 35th year in football. He spent 23 years as a college coach, beginning in 1959 as an assistant to Don Coryell at Whittier College. McCartney is primarily responsible for scouting the midwest region of the country.

McCartney coached at Whittier, San Diego State, Utah State, Stanford, Cal-Berkeley, and Illinois. He also coached two seasons in the CFL for the British Columbia Lions (1977) and Calgary Stampeders (1978).

In 1979 McCartney served as an administrative assistant for the San Francisco 49ers, and in 1987 he was a scout for the San Diego Chargers.

McCartney played linebacker and running back at Whittier College. He graduated in 1959 with an education degree, and received his master's in 1962.

Max and his wife Pamela live in Monticello, Illinois.



BOB SCHMITZ
College Scout

Bob Schmitz enters his 19th year of scouting for the Steelers and his 25th season with the organization. A former Steelers linebacker, he joined the scouting department in 1976. Schmitz is primarily responsible for scouting the college players in the western region of the country.

Schmitz was drafted by the Steelers on the 14th round in 1961. A linebacker out of Montana State, he played six seasons for the Steelers, from 1961-66.

Schmitz made his start in scouting in 1971 with BLESTO. He spent five years with BLESTO (1971-75) prior to joining the Steelers' scouting staff in 1976.

Schmitz graduated from Montana State in 1961 with a bachelor's degree in business administration.

Bob and his wife Kathryn have four children — daughters Meghan and Amy and sons Bobby and Michael. The Schmitz family lives in Glendale, Arizona.

TRAINING STAFF



JOHN NORWIG
Head Trainer

John Norwig is in his fourth year as the Steelers' head trainer and his 16th year in athletic training. His training career began in 1979 as athletic trainer at Bellefonte (Pa.) High. Norwig then served six years as assistant trainer and health education instructor at Penn State (1980-85). During that time he assisted the San Francisco 49ers at their 1984 training camp. Norwig was head athletic trainer at Vanderbilt (1986-91) before joining the Steelers.

Norwig earned a bachelor's degree in health and physical education from Penn State in 1979 and a master's in health education in 1984. He is a member of the American College of Sports Medicine, American Orthopedic Society for Sports Medicine, and the National Athletic Trainers Association.

John and his wife Emily have one daughter, Erin. The Norwigs live in the North Hills.



RICK BURKHOLDER
Assistant Trainer

Rick Burkholder is in his second year in the NFL since joining the Steelers in July of 1993. For the previous three years he served as assistant football trainer at the University of Pittsburgh.

A 1987 graduate of Pitt, Burkholder also earned a master's degree in athletic training in 1989 at the University of Arizona. While there he spent two years as a graduate assistant and one as an assistant trainer.

While a student at Pitt, Burkholder was a member of the soccer team and interned in the sports information office and for the New England Patriots. He received the 1986 George I. Carson Award for outstanding contributions in the athletic department and achievement in the classroom.

A certified trainer and a member of the National Athletic Trainers Association, Rick is single and lives in Bloomfield.



CHET FUHRMAN
Conditioning Coordinator

Chet Fuhrman was named conditioning coordinator in February of 1992 following 10 years as strength and

conditioning coach at Penn State. Fuhrman is in his 16th year of strength training.

A native of Harrisburg, Pa., Fuhrman served as the assistant strength and conditioning coach at Penn State from 1979-80. He was named the first strength and conditioning coach ever at Weber State in Ogden, Utah in 1981, returning to Penn State to take charge of the strength and conditioning program in 1982.

Fuhrman, 42, graduated from Central State University in Edmond, Okla. in 1973 with a degree in physical education. He spent the next 5 years as strength coach and assistant coach in football and track at Harrisburg and Steelton-Highspire High Schools. Fuhrman is a member of the National Strength and Conditioning Association.

Chet and his wife Lisa have two children — daughter Erica and son Michael.

EQUIPMENT & VIDEO STAFF



TONY PARISI
Equipment Manager

Tony Parisi celebrates his 30th year as the Steelers' equipment manager. He joined the organization in 1965 after 5 seasons as the head trainer and backup goaltender for the Pittsburgh Hornets hockey team.

For 29 seasons Parisi has overseen all of the purchasing, fitting, customizing, issuing, and reconditioning of the Steelers' equipment and uniforms.

A native of Canada, Parisi enjoyed a 16-year career playing hockey, mostly at the professional level, from 1949-65. In 1950-51 he played in the Chicago Blackhawks organization, and he also spent 5 years playing hockey in Europe.

Tony and his wife Joan have two daughters, Paula and Beth. The Parisis live in Mt. Lebanon.



RODGERS FREYVOGEL
Field Manager

Rodgers Freyvogel begins his 15th season as the Steelers' field manager since joining the organization in 1980. Freyvogel oversees the preparation and maintenance of the Steelers' practice fields at their St. Vincent College training camp as well as at Three Rivers Stadium. He also assists equipment manager Tony Parisi in the issuing and reconditioning of the players' equipment and uniforms.

Freyvogel also manages the miscellaneous practice equipment that the team uses throughout training camp and the season, such as footballs, blocking sleds, and field equipment.

Freyvogel, 42, grew up on Pittsburgh's North Side, where he attended North Catholic High School. Rodgers is single and lives in Ben Avon.



BOB McCARTNEY
Video Coordinator

Bob McCartney has seen the responsibilities of his job undergo dramatic changes in his 21 years as the Steelers' film and video director. He was named film director in 1973 and expanded into video in 1986 when the NFL went from film to video tape format.

Prior to taking over the filming operation, McCartney worked in the Steelers' ticket office.

McCartney, a Pittsburgh native, attended South Catholic High School. He graduated from Wheeling (W.V.) Jesuit College in 1972 with a bachelor's degree in English.

Bob and his wife Gail have two children — daughter Kathleen (13) and son Robert (7). Bob was born in Pittsburgh on May 16, 1950. The McCartneys live in Mt. Lebanon.

STEELERS VETERANS



GARY ANDERSON—PK

1

HEIGHT—5-11

WEIGHT—178

COLLEGE—Syracuse

BIRTHDATE—July 16, 1959

BIRTHPLACE—Parys, Orange Free State, South Africa

HOW ACQUIRED—Waivers (1982 from Buffalo)

NFL EXPERIENCE—13th Year

GAMES PLAYED-STARTED—82 (9-0), '83 (16-0), '84 (16-0), '85 (16-0), '86 (16-0), '87 (12-0), '88 (16-0), '89 (16-0), '90 (16-0), '91 (16-0), '92 (16-0), '93 (16-0)

CAREER TOTALS: 181-0

PRO: A 3-time Pro Bowl performer and former team MVP who ranks among most productive and proficient kickers in NFL history . . . Selected captain of special teams in 1993 for first time . . . Last year was voted to Pro Bowl for first time in last 8 seasons after missing only 2 FGAs . . . Entering 13th season ranks 6th in NFL history for career FG percent, 7th in career FGs, 12th in scoring . . . Has converted 285 of 366 FGAs for 77.87%, with 75% or better 9 times . . . FG total of 285 is 2nd to Nick Lowery's 329 among active players, while point total of 1,239 is 3rd behind Lowery's 1,473 and Eddie Murray's 1,263 . . . Entering 1994 needs 20 FGs to move from 7th place to 4th on all-time list, passing Mark Moseley (300), Pat Leahy (304) and Jim Turner (304) . . . Needs 8 points to move from 12th to 11th on all-time scoring chart ahead of Jim Breech (1,246) . . . Owns 20 all-time team records including 16 for regular season: Most points in career (1,239), season (139), and game (by PK, 21), most FGAs for career (366), most FGs for career (285), season (33), and game (6), longest FG (55 yards), highest FG pct. for career (77.87%) and season (93.3%), most consecutive FGs made (18), most PAT attempts for career (388), most PATs for career (384), most consecutive PATs made (202), most seasons leading team in scoring (12) and most consecutive seasons leading team in scoring (12) . . . Four postseason records are for most points in a game (by PK, 14), most FGs in a game (4), most consecutive FGs made (9) and longest FG (50 yards) . . . Current streak of 9 straight postseason FGs is tied for 2nd-best in playoff history . . . Streak of 202 PATs made from 1983-88 ranks 3rd in NFL history . . . Has made 7 longest FGs in team history, all from 50+ yards . . . Made 57 consecutive FGs from 35 yards and in (9/20/87-11/3/91) . . . Is 1 of only 4 players in NFL history to have 7 100 point seasons . . . Former team MVP (1983), 3-time Pro Bowler (1984, '86, '93), and 3-time AFC scoring champion (1983-85) . . . Has played in 181 games to lead active Steelers and tie Joe Greene for 5th in team history . . . By playing this year will become 14th player to play 13 seasons for Steelers . . . **1993:** Earned 3rd Pro Bowl trip and 1st in 8 years after setting team record with 93.3% FG rate, making 28 of 30, which is 4th-best single season figure in NFL history . . . Named 1st team All-AFC by UPI and Football News, 2nd-team All-NFL by College & Pro Football Newsweekly . . . Finished with 116 points, including 32/32 PATs, for 7th 100-point campaign to rank 5th in AFC, 10th in NFL . . . Made 1st 11 FGAs over 1st 6 games, stretching overall streak to 14 until missing 28-yarder on 1st try at Cleveland (10/24) week 8 . . . Made next 11 FGAs again until miss from 41 yards at Miami (12/13), then made final 6 FGAs of season . . . Scored season-high 13 points vs. New Orleans (10/17) with 3/3 FGs, 4/4 PATs to take over AFC scoring lead . . . Had 6 games with 10 or more points including season-ending 16-9 win vs. Cleveland (1/2) which helped claim wild card playoff berth . . . In playoffs at Kansas City (1/8) made only FGA from 30 yards for 9th consecutive in postseason, adding 3/3 PATs in 3-point overtime loss . . . **1992:**

NFL'S ALL-TIME FIELD GOAL LEADERS

Player	Years	FGs
1. Jan Stenerud	19 (1967-85)	373
2. George Blanda	26 (1946-58, 1960-75)	335
3. NICK LOWERY (Kansas City)	14 (1978-93)	329*
4. Pat Leahy	18 (1974-91)	304
Jim Turner	16 (1964-79)	304
6. Mark Moseley	15 (1970-72, 1974-86)	300
7. GARY ANDERSON (Pittsburgh)	12 (1982-93)	285*
8. Fred Cox	15 (1963-77)	282
Jim Bakken	17 (1962-78)	282
10. EDDIE MURRAY (Philadelphia)	14 (1980-93)	277*
11. MORTEN ANDERSEN (New Orleans)	12 (1982-93)	274*

*-Active in 1993

Tied for 3rd in AFC and 6th in NFL with 113 points in making 28/36 FGAs, 29/31 PATs . . . FG total of 28 ranked 2nd in AFC, 4th in NFL . . . Of 8 missed FGs 4 were blocked and 3 others were from 45+ yards . . . Had 3/3 outings in opener at Houston (9/6) and finale vs. Cleveland (12/27) with 11 points in each contest . . . Missed 2 PATs for 1st time in career with 1 blocked at Houston (9/6) for 1st block since 1983, 1 missed at San Diego (9/20) . . . Scored season-high 12 points on 3/3 FGs, 3/3 PATs vs. Indianapolis (11/22) . . . Accounted for all of team's points 4 times in regular season: At Green Bay (9/27), Cleveland (10/11) and Chicago (12/13) and vs. Minnesota (12/20) . . . Also scored only points in 24-3 playoff loss vs. Buffalo (1/9), which extended streak to 8 consecutive postseason FGs . . . **1991:** Posted 5th 100-point season, making 23/33 FGAs and 31/31 PATs for 100 points to rank 8th in AFC . . . Became 19th player in NFL history to score 1,000 career points (Dec. 8) . . . Made 10 of 1st 11 FGAs with 1st 3 misses coming from 50, 52, and 52 yards . . . Of 10 missed FGs, 5 were from 50+ yards . . . Saw streak of 57 consecutive FGs made from 35 yards and in end at Denver (11/3) on 24-yard attempt . . . Had 4-FG games vs. San Diego (9/1) and Houston (11/24) with season-high 14 points in each game . . . Hit 54-yard FG at Houston (12/8) for 2nd-longest in team history . . . **1990:** Converted 20/25 FGs and all 32 PATs for 92 points, ranking 7th in AFC . . . Became 17th player in NFL history to kick 200 FGs with perfect 4/4 outing for season high 12 points vs. Cincinnati (12/2) . . . Five missed FGAs were all from 44+ yards . . . **1989:** Scored 91 points to rank 8th in AFC with 21/30 FGs, 28/28 PATs . . . Broke team scoring record on Sept. 24 vs. Minnesota with 732nd point, passing Roy Gerela's 12-year-old mark of 731 . . . In postseason broke team records for FGs in a game with 4/4 at Houston (12/31), including 50-yarder in OT to win, and consecutive FGs (7) by following with 3/3 outing at Denver (1/7) . . . **1988:** Ranked 3rd in NFL with 118 points, 2nd in FGs with 28 . . . Made 28/36 FGAs including 21/22 inside 40 . . . Broke 3 team records vs. Denver (10/23) with 6/6 FGAs and 3/3 PATs for 21 points, becoming first AFC PK ever to score 21 points and 4th player in NFL history to make 6/6 FGAs . . . Second FG was 147th of career, eclipsing Gerela's team record of 146 . . . At Houston (12/4) became 4th player in history to make 200 consecutive PATs, but streak ended in that game at 202 . . . **1987:** Ranked 5th in AFC with 87 points, making 22/27 FGAs, 21/21 PATs . . . Named Pro Bowl alternate . . . Scored 12 points in opener vs. San Francisco (9/13) . . . Hit 20-yard game-winner with 1:47 left vs. Cincinnati (10/25) to total 11 points, but slipped to 2nd in history for FG accuracy as Saints' Morten Andersen hit 100th FG that day . . . Scored 12 points in rematch at Cincinnati (11/22) including 52-yard FG . . . **1986:** Had slow start but finished with 95 points . . . Became all-time NFL FG accuracy leader in game 6 at Cincinnati (10/13) with 100th career FG . . . Forced OT at Cleveland (11/23) with 40-yard FG with 7 seconds left . . . **1985:** Won 3rd straight AFC scoring title and 2nd Pro Bowl trip with team-record 139 points . . . Became 1st AFC player to win 3 straight scoring titles since Gino Cappeletti (1963-66) . . . Broke 4 team records: single season points (139) and FGs (33), single game FGs (5), and consecutive FGs (18) . . . Had 18 points on 5/5 FGs vs. Kansas City (11/10) . . . **1984:** Led AFC with 117 points, making 24/32 FGAs and all 45 PATs . . . Broke team record with 53-yard FG at Indianapolis (10/21) before hitting career best 55-yarder 5 weeks later vs. San Diego (11/25) . . . **1983:** Named to 1st Pro Bowl after leading AFC with 119 points . . . Earned team MVP honors and named PK of year by NFL Alumni . . . Set then-team record with 87.1% FG rate, converting 27/31 . . . Made 13 consecutive FGs including last 14 at home . . . Missed PAT for 1st time in career on block vs. Green Bay (9/11) . . . **1982:** Named to NFL all-rookie team after making 10/12 FGAs, 22/22 PATs for 52 points in strike-shortened season . . . Claimed off waivers from Buffalo on Sept. 7, 6 days before start of season . . . Would have been drafted by Steelers on 7th round but was taken by Buffalo with earlier selection in that round . . . Was 171st player drafted overall, 2nd PK behind Saints' Andersen.

COLLEGE: Finished career with 198 points and made 42 of 56 career FGAs (75.0%) . . . As senior posted school-record 97.4% FG rate, making 18/19 to earn All-America honors . . . Perfect 72/72 on PATs for career . . . Was soccer team's top scorer as freshman and also played rugby . . . Discovered

NFL'S ALL-TIME FIELD GOAL PERCENTAGE LEADERS

Player	Pct.	FG/FGA
1. Nick Lowery (Kansas City)	80.05	329/411
2. Pete Stoyanovich (Miami)	79.62	125/157
3. David Treadwell (N.Y. Giants)	78.48	124/158
4. Chris Jacke (Green Bay)	78.38	116/148
5. Morten Andersen (New Orleans)	78.29	274/350
6. GARY ANDERSON (Pittsburgh)	77.87	285/366

by Syracuse coaches at Philadelphia Eagles tryout camp . . . Graduated in 1982 with business management/accounting degree.

PERSONAL: Married (Carol) with sons Austin Lee (4/7/89) and Douglas Jordan (11/5/90) . . . Lives in Wexford . . . Born in Parys, Orange Free State, South Africa, growing up in Durban and attending Brettonwood High . . . Moved with family to United States following high school, settling in Downingtown, Pa. . . . Became U.S. citizen in June, 1985 . . . Father was professional soccer player in England . . . Extremely active in local community with Adelphoi Village, Spina Bifida, Youth Guidance and Project Bundle-Up . . . Serves as honorary chairman of Fore! Mercy golf tournament and spends off-season speaking to school groups for Blue Cross of Western Pa. Drug & Alcohol Awareness and Self Esteem Program . . . Serves as chairman of NFL benefit ski race in Durango, Colo. . . . Wife Carol, who is graduate of Art Institute of Pittsburgh, was named 1989 Childhelp USA/NFLPA Humanitarian Woman of the Year, also runs in 5K and 10K races . . . Full name: Gary Allan Anderson

ANDERSON'S CAREER FIELD GOAL BREAKDOWN

Overall: 285/366 (78%) [Home: 163/201 (81%) Away: 122/165 (74%)]
 Vs. AFC Central: 107/136 (79%) [Home: 59/72 (82%) Away: 48/64 (75%)]
 Vs. AFC Teams: 227/281 (81%) [Home: 130/152 (86%) Away: 97/129 (75%)]
 Vs. NFC Teams: 58/85 (68%) [Home: 33/49 (67%) Away: 25/36 (69%)]
 On Monday Night: 20/27 (74%) [Home: 12/15 (80%) Away: 8/12 (67%)]
 In Post-season: 11/15 (73%) [Home: 1/1 (100%) Away: 10/14 (71%)]
 On Artificial Turf: 242/302 (80%)
 On Grass: 43/64 (67%)
 In Domes: 37/44 (84%)

ANDERSON'S NFL RECORD

SCORING	Regular Season		FGs	Total
	PATs			
1982 Pittsburgh AFC	22-22 (1.000)	12-10 (.833)	52	
1983 Pittsburgh AFC	39-38 (.974)	31-27 (.870)	119@	
1984 Pittsburgh AFC	45-45 (1.000)	32-24 (.750)	117@	
1985 Pittsburgh AFC	40-40 (1.000)	42-33** (.786)	139@**	
1986 Pittsburgh AFC	32-32 (1.000)	32-21 (.656)	95	
1987 Pittsburgh AFC	21-21 (1.000)	27-22 (.815)	87	
1988 Pittsburgh AFC	35-34 (.971)	36-28 (.778)	118	
1989 Pittsburgh AFC	28-28 (1.000)	30-21 (.700)	91	
1990 Pittsburgh AFC	32-32 (1.000)	25-20 (.800)	92	
1991 Pittsburgh AFC	31-31 (1.000)	33-23 (.697)	100	
1992 Pittsburgh AFC	31-29 (.936)	36-28 (.778)	113	
1993 Pittsburgh AFC	32-32 (1.000)	30-28 (.933)**	116	

NFL Totals—12 years 388-384 (.990) 366-285 (.779)** 1,239****

@AFC scoring leader **Team record

FIELD GOALS	1-19	20-29	30-39	40-49	50 +
1982 Pittsburgh AFC	0-0 (.000)	4-4 (1.000)	2-1 (.500)	5-5 (1.000)	1-0 (.000)
1983 Pittsburgh AFC	2-2 (1.000)	9-8 (.889)	10-9 (.900)	10-8 (.800)	0-0 (.000)
1984 Pittsburgh AFC	0-0 (.000)	9-8 (.889)	9-6 (.667)	11-8 (.727)	3-2 (.667)
1985 Pittsburgh AFC	1-1 (1.000)	13-12 (.923)	15-14 (.933)	9-5 (.556)	4-1 (.250)
1986 Pittsburgh AFC	1-0 (.000)	7-6 (.857)	7-6 (.857)	14-9 (.643)	3-0 (.000)
1987 Pittsburgh AFC	0-0 (.000)	9-8 (.889)	4-4 (1.000)	12-8 (.667)	1-0 (.000)
1988 Pittsburgh AFC	1-1 (1.000)	11-11 (1.000)	10-9 (.900)	12-6 (.500)	2-1 (.500)

NFL'S ALL-TIME SCORING LEADERS

Player	TDs	PATs	FGs	Total
1. George Blanda	9	943	335	2,002
2. Jan Stenerud	0	580	373	1,699
3. Lou Groza	1	810	264	1,608
4. NICK LOWERY (Kansas City)	0	486	329	1,473*
5. Pat Leahy	0	558	304	1,470
6. Jim Turner	1	521	304	1,439
7. Mark Moseley	0	482	300	1,382
8. Jim Bakken	0	534	282	1,380
9. Fred Cox	0	519	282	1,365
10. EDDIE MURRAY (Philadelphia)	0	432	277	1,263*
11. Jim Breech	0	517	243	1,246
12. GARY ANDERSON (Pittsburgh)	0	384	285	1,239*

*-Active in 1993

1989 Pittsburgh AFC	2-2 (1.000)	5-5 (1.000)	8-5 (.625)	15-9 (.600)	0-0 (.000)
1990 Pittsburgh AFC	1-1 (1.000)	3-3 (1.000)	8-8 (1.000)	11-8 (.727)	2-0 (.000)
1991 Pittsburgh AFC	0-0 (.000)	10-8 (.800)	11-9 (.818)	6-5 (.833)	6-1 (.167)
1992 Pittsburgh AFC	0-0 (.000)	13-12 (.923)	15-12 (.800)	6-4 (.667)	2-0 (.000)
1993 Pittsburgh AFC	1-1 (1.000)	9-8 (.889)	14-14 (1.000)	6-5 (.833)	0-0 (.000)
NFL Totals—12 years	9-8 (.889)	102-93 (.912)	113-97 (.858)	114-83 (.728)	25-7 (.280)

SCORING	Post Season		FGs	Total
	PATs			
1982 Pittsburgh AFC	4-4	(1.000)	0-0 (.000)	4
1983 Pittsburgh AFC	1-1	(1.000)	1-1 (1.000)	4
1984 Pittsburgh AFC	7-7	(1.000)	5-1 (.200)	10
1989 Pittsburgh AFC	4-4	(1.000)	7-7** (1.000)	25
1992 Pittsburgh AFC	0-0	(.000)	1-1 (1.000)	3
1993 Pittsburgh AFC	3-3	(1.000)	1-1 (1.000)	6
NFL Totals—12 years	19-19	(1.000)	15-11 (.733)	52

FIELD GOALS	1-19	20-29	30-39	40-49	50 +
1982 Pittsburgh AFC	0-0 (.000)	0-0 (.000)	0-0 (.000)	0-0 (.000)	0-0 (.000)
1983 Pittsburgh AFC	1-1 (1.000)	0-0 (.000)	0-0 (.000)	0-0 (.000)	0-0 (.000)
1984 Pittsburgh AFC	0-0 (.000)	2-1 (.500)	1-0 (.000)	1-0 (.000)	1-0 (.000)
1989 Pittsburgh AFC	0-0 (.000)	1-1 (1.000)	4-4 (1.000)	1-1 (1.000)	1-1 (1.000)
1992 Pittsburgh AFC	0-0 (.000)	0-0 (.000)	1-1 (1.000)	0-0 (.000)	0-0 (.000)
1993 Pittsburgh AFC	0-0 (.000)	0-0 (.000)	1-1 (1.000)	0-0 (.000)	0-0 (.000)
NFL Totals—12 years	1-1 (1.000)	3-2 (.667)	7-6 (.857)	2-1 (.500)	2-1 (.500)

KICKING ANALYSIS

	Regular Season		
	Avg. Yds. Attempt	Avg. Yds. Made	Avg. Yds. Missed
1982 Pittsburgh AFC	36.6	34.8	45.5
1983 Pittsburgh AFC	33.4	32.8	37.3
1984 Pittsburgh AFC	36.9	35.5	41.0
1985 Pittsburgh AFC	35.1	32.8	43.4
1986 Pittsburgh AFC	37.1	34.7	41.7
1987 Pittsburgh AFC	36.4	35.5	40.6
1988 Pittsburgh AFC	35.3	31.7	47.6
1989 Pittsburgh AFC	37.6	35.3	42.8
1990 Pittsburgh AFC	38.2	35.8	48.0
1991 Pittsburgh AFC	37.4	35.1	42.6
1992 Pittsburgh AFC	33.8	32.3	38.9
1993 Pittsburgh AFC	33.3	33.3	34.5
NFL Totals—12 years	35.8	33.9	42.4

	Post Season		
	Avg. Yds. Attempt	Avg. Yds. Made	Avg. Yds. Missed
1982 Pittsburgh AFC	0.0	0.0	0.0
1983 Pittsburgh AFC	17.0	17.0	0.0
1984 Pittsburgh AFC	37.2	28.0	39.5
1989 Pittsburgh AFC	36.0	36.0	0.0
1992 Pittsburgh AFC	38.0	38.0	0.0
1993 Pittsburgh AFC	30.0	30.0	0.0
NFL Totals—12 years	34.9	33.2	39.5

NFL'S LEADING ACTIVE SCORERS

Player	Yrs.	TD	FG	PAT	Points
1. Nick Lowery (Kansas City)	15	0	329	486	1,473
2. Eddie Murray (Philadelphia)	14	0	277	432	1,263
3. GARY ANDERSON (Pittsburgh)	12	0	285	384	1,239
4. Matt Bahr (New England)	15	0	250	459	1,209
5. Morten Andersen (New Orleans)	12	0	274	379	1,201
6. Norm Johnson (Atlanta)	12	0	222	444	1,110

ANDERSON'S SINGLE GAME CAREER HIGHS**Regular Season****Most Points**—21** (10-23-88 vs. Denver)**Most FGs Attempted**—6 (9-6-84 vs. New York Jets, 10-23-88 vs. Denver)**Most FGs Made**—6** (10-23-88 vs. Denver)**Most FGs Missed**—3 (9-6-84 vs. N.Y. Jets, 12-7-86 vs. Det., 12-22-91 vs. Clev.)**Longest FG**—55** (11-25-84 vs. San Diego)**Most PATs**—7 (11-25-84 vs. San Diego)**Post Season****Most Points**—14 (12-31-89 vs. Houston)**Most FGs Attempted**—4 (12-30-84 vs. Denver, 12-31-89 vs. Houston)**Most FGs Made**—4** (12-31-89 vs. Houston)**Most FGs Missed**—3 (12-30-84 vs. Denver)**Longest FG**—50** (in overtime 12-31-89 vs. Houston)**Most PATs**—4 (1-6-85 vs. Miami, 1-9-83 vs. San Diego)

** Team record

REGGIE BARNES—LB**50****HEIGHT**—6-1**WEIGHT**—235**COLLEGE**—Oklahoma**BIRTHDATE**—October 23, 1969**BIRTHPLACE**—Arlington, Texas**HOW ACQUIRED**—Rookie Free Agent (1993)**NFL EXPERIENCE**—2nd Year**GAMES PLAYED-STARTED**—'93 (16-0)

PRO: Promising young athlete who was 1 of only 3 undrafted rookies who made opening day roster a year ago . . . A solid backup at ILB positions as well as standout on special teams . . . **1993:** Played in all 16 games, mostly on special teams . . . One of only 3 rookies to play in every game . . . Finished 2nd on team with 13 special teams tackles (9 solo) after leading team through first 12 games . . . Finished with 12 tackles, 2 passes defended, 1 QB pressure on defense . . . Had 9 special teams tackles in 1st 6 games including 2 each at Los Angeles Rams (9/12), Atlanta (9/27) and vs. San Diego (10/10) . . . In next 4 games made 10 tackles on defense with season-high 4 at Cleveland (10/24) after replacing injured Jerry Olsavsky . . . Followed with 3 defensive stops at Cincinnati (11/7), 3 at Denver (11/21) . . . Added 2 special teams tackles at Houston (11/28) . . . Played MLB in nickel defense for injured Greg Lloyd at Seattle (12/26) . . . In playoffs at Kansas City (1/8) made 1 tackle on defense.

COLLEGE: Named 2nd team All-Big Eight as senior after making 46 tackles, 7 sacks in 9 starts, missing 4 games with sprained knee . . . As junior was 1st team All-Big Eight with 73 tackles, 9 sacks . . . Moved from OLB to DE as sophomore and made 43 tackles, 1 sack after getting 33 tackles, 1 sack as freshman . . . Graduated in May, 1993 with degree in organizational communications.

PERSONAL: Married (Eulanda) on July 1, 1994 . . . Lives in Pittsburgh . . . Attended South Grand Prairie (Tex.) High . . . In offseason worked for Merrill Lynch while preparing for stockbroker exam . . . Full name: Reginald Keith Barnes.

BARNES' NFL RECORD**Regular Season**

TACKLES	Solo	Asst.	Total	Sp.T.	Sacks	FF	FR
1993 Pittsburgh AFC	4	8	12	13	0	0	0

Post Season

TACKLES	Solo	Asst.	Total	Sp.T.	Sacks	FF	FR
1993 Pittsburgh AFC	0	1	1	0	0	0	0

**UNDRAFTED ROOKIES WHO MADE
OPENING DAY ROSTER**

WR Dwight Stone (1987)

RB Randy Cuthbert (1993)

LB Reggie Barnes (1993)

DE Ricky Sutton (1993)



CHAD BROWN—LB

94

HEIGHT—6-2

WEIGHT—240

COLLEGE—Colorado

BIRTHDATE—July 12, 1970

BIRTHPLACE—Pasadena, California

HOW ACQUIRED—Draft (2nd in 1993)

NFL EXPERIENCE—2nd Year

GAMES PLAYED-STARTED—'93 (16-9)

PRO: Named Steelers' rookie of the year in 1993 after making 9 starts and playing in all 16 games . . . A productive and versatile 2nd-round draft choice, can play ILB as well as OLB in nickel and dime alignment . . . **1993:** Selected team's rookie of the year by Pittsburgh chapter of Pro Football Writers as well as NFL All-Rookie by Pro Football Weekly/Pro Football Writers and Football News . . . Finished with 69 tackles (43 solo), 3 sacks, 2 forced fumbles, 10 QB pressures, 1 pass defended . . . Also had 6 special teams tackles . . . Missed 1st 10 days of training camp, reporting July 26, but became only rookie to make more than 4 starts . . . Started last 9 games at ILB after playing on special teams and as OLB in nickel and dime defense through 1st 7 . . . In 1st NFL start got 2 sacks, 6 tackles, 1 forced fumble at Cincinnati (11/7) to earn defensive game ball . . . Led team with 9 tackles vs. Buffalo (11/15) . . . Had 10 tackles at Miami (12/13) including 1 sack, 1 forced fumble, 2 QB pressures . . . In playoff game at Kansas City (1/8) made 10 tackles, 1 QB pressure, 1 special teams tackle . . . Drafted with choice obtained from Indianapolis in draft day trade . . . Was 44th player drafted overall, 4th LB behind Marvin Jones, Wayne Simmons, Demetrius DeBose.

COLLEGE: Completed career ranked 4th in school history with 369 tackles, 3rd in solo tackles with 242 . . . Started at OLB last 2 years after playing ILB for 1st 2 . . . As senior made 88 tackles, 6 sacks after making 8 sacks and 125 tackles as junior . . . Made 6 starts at ILB as sophomore, getting 106 tackles . . . Set up game-winning TD for national championship vs. Notre Dame in Orange Bowl with forced fumble . . . As freshman made 50 tackles with 1 start . . . Redshirted in 1988 . . . Graduated with degree in marketing, is studying towards graduate degree in physiology.

PERSONAL: Married (Kristin) on June 11, 1994 . . . Lives in Altadena, Cal., attended John Muir High . . . Named 1st team all-state, Pacific League and San Gabriel Valley player of the year as senior after making 11 sacks, 136 tackles . . . Played LB, TE and FB, making 13 catches for 127 yards, 4 TDs, 40 rushes for 320 yards, 3 TDs . . . Led team to 14-0 record as junior . . . Also lettered in track . . . Owns snake and reptile business, B & Y Exotics, in Boulder, Colo. . . Full name: Chadwick Everett Brown.

BROWN'S NFL RECORD

TACKLES	Regular Season						
	Solo	Asst.	Total	Sp.T.	Sacks	FF	FR
1993 Pittsburgh AFC	43	26	69	6	3	2	0

TACKLES	Post Season						
	Solo	Asst.	Total	Sp.T.	Sacks	FF	FR
1993 Pittsburgh AFC	4	6	10	1	0	0	0

BROWN'S SINGLE GAME CAREER HIGHS

Regular Season

Sacks—2 (11-7-93 vs. Cincinnati)

PNC "GREAT PERFORMANCE AWARD"

Linebacker Chad Brown, the second-round draft choice from Colorado last year, was the recipient of the 10th annual "Joe Greene Great Performance Award," which is presented to the team's rookie of the year.

Brown played in all 16 games as a rookie, starting the last nine in addition to playing extensively in the nickel and dime alignments. He finished with 69 tackles, including three sacks, to lead all Steelers rookies.

The "Great Performance Award," which is sponsored by PNC Bank, is presented at a Steelers' preseason home game the following year. The recipient each year is selected by the Pittsburgh chapter of the Pro Football Writers of America. Past recipients are:

1984—WR Louis Lipps
1985—P Harry Newsome
1986—LB Anthony Henton
1987—CB Delton Hall
1988—RB Warren Williams
1989—SS Carnell Lake

1990—TE Eric Green
1991—TE Adrian Cooper
1992—FS Darren Perry
1993—LB Chad Brown



RANDY CUTHBERT—RB

42

HEIGHT—6-2

WEIGHT—225

COLLEGE—Duke

BIRTHDATE—January 16, 1970

BIRTHPLACE—Lansdale, Pennsylvania

HOW ACQUIRED—Rookie Free Agent (1993)

NFL EXPERIENCE—2nd Year

GAMES PLAYED—STARTED—'93 (10-0)

PRO: Bright young prospect who contributed to special teams as rookie last year . . . Was 1 of 3 undrafted rookies who made opening day roster . . . Has opportunity to earn playing time at FB in 2nd season . . . **1993:** Played in last 10 games after being deactivated for 1st 6 . . . Saw 1st game action at Cleveland (10/24) on special teams and briefly in backfield . . . Got 1st carry for 7 yards on Monday night vs. Buffalo (11/15), 1st reception for 3 yards the next week at Denver (11/21) . . . Made 3 special teams tackles vs. New England (12/5), 1 each at Miami (12/13), vs. Cleveland (1/2) . . . In playoffs at Kansas City (1/8) made 1 special teams tackle, 1 KOR for 13 yards.

COLLEGE: Completed career with 2,771 yards on 577 carries with 20 TDs . . . As senior ranked 4th in ACC with 1,031 yards, 6 TDs on 227 runs in addition to ranking 27th in nation and 3rd in ACC with 93.7 all-purpose yards/game (1,376) to earn 2nd team All-ACC honors . . . Played in just 2 games in 1991 due to shoulder injury . . . Led team as junior (1990) with 595 yards, 4 TDs on 136 carries, 46 receptions for 374 yards, 1 TD . . . As sophomore named 1st team All-ACC after rushing for 1,023 yards and 10 TDs on 187 carries and making 50 receptions for 470 yards . . . Graduated with degree in electrical engineering.

PERSONAL: Married (Ellen) on April 16, 1994 . . . Lives in Pittsburgh . . . Attended Central Bucks West High in Doylestown, Pa., earning consensus All-America honors as senior after rushing for 600 yards, passing for 600 and posting 40.0-yard punt average as team extended win streak to 43 games . . . In offseason works as electrical engineer for Burt Hill Co. . . . Wife Ellen is graduate of North Carolina State . . . Full name: Randy Alan Cuthbert.

CUTHBERT'S NFL RECORD

Regular Season

RUSHING	Att.	Yds.	Avg.	LG	TD	Fum/Lost
1993 Pittsburgh AFC	1	7	7.0	7	0	0/0

Post Season

RECEIVING	No.	Yds.	Avg.	LG	TD
1993 Pittsburgh AFC	1	3	3.0	3	3

Additional Statistics: 5 special teams tackles in 1993.

Post Season

RUSHING	Att.	Yds.	Avg.	LG	TD	Fum/Lost
1993 Pittsburgh AFC	0	0	0.0	0	0	0/0

RECEIVING	No.	Yds.	Avg.	LG	TD
1993 Pittsburgh AFC	0	0	0.0	0	0

KICKOFF RETURNS	No.	Yds.	Avg.	LG	TD
1993 Pittsburgh AFC	1	13	13.0	13	0

Additional Statistics: 1 special teams tackle in 1993.

STEELERS VETERANS WHO WERE NOT DRAFTED

LB Reggie Barnes
RB Randy Cuthbert
OT Mike Finn
FB Victor Jones
TE Tim Jorden
LB Rico Mack

P Mark Royals
DE Ray Seals
WR Dwight Stone
DE Rickey Sutton
QB Mike Tomczak



CHARLES DAVENPORT—WR 80

HEIGHT—6-3

WEIGHT—216

COLLEGE—North Carolina State

BIRTHDATE—November 22, 1968

BIRTHPLACE—Fayetteville, North Carolina

HOW ACQUIRED—Draft (4th in 1992)

NFL EXPERIENCE—3rd Year

GAMES PLAYED-STARTED—'92 (15-1), '93 (16-0)

CAREER TOTALS: 31-1

PRO: Talented receiver who doubles as excellent special teams player. Has seen limited playing time on offense in 1st 2 seasons, but played in 31 of 32 games. Can serve as emergency QB. **1993:** Played in all 16 games, mostly on special teams and as reserve WR. Made 4 receptions for 51 yards and ranked 3rd with 10 special teams tackles, 1 forced fumble on special teams. Caught 2 passes for 23 yards at Los Angeles Rams (9/12), 1 for 19 at Atlanta (9/27), 1 for 9 at Denver (11/21). Set up FG with forced fumble on punt vs. San Diego (10/10), adding 1 special teams tackle. Made 2 special teams tackles vs. New Orleans (10/17), 3 vs. New England (12/5). In playoffs at Kansas City (1/8) made 1 tackle on special teams. **1992:** Made 9 receptions for 136 yards while playing in 15 games, adding 12 special teams tackles to rank 2nd on team. Had 2 special teams tackles each vs. Cincinnati (10/19) and Indianapolis (11/22) as well as 6 in final 6 games. Made 1st NFL catch at Green Bay (9/27), season-high 3 for 44 yards in addition to 3 special teams tackles at Buffalo (11/8). In lone start vs. Detroit (11/15) had 2 receptions for 32 yards. At Cincinnati (11/29) scored TD on 34-yard return of fumble for punt return team as well as 31-yard reception to 1-yard line. Made 3 catches for 54 yards in playoffs vs. Buffalo (1/9). Was 94th player drafted overall, 10th among WRs.

COLLEGE: Converted QB who moved to WR in junior year. Named 1st team All-ACC as senior with 33 receptions for 558 yards, 4 TDs, 2 100-yard games. As junior started 1st 4 games at QB, completing 44 of 82 passes for 565 yards, 3 TDs, 4 Ints., then moved to WR and scored TD on reverse as well as throwing for TD off fake reverse. Redshirted in 1989. Started last 2 games of sophomore season and played in 6 games overall, scoring 3 TDs rushing. Graduated in 1993 with degree in economics.

PERSONAL: Married (Katundra) on February 19, 1994. Lives in Pittsburgh. Attended Pine Forest High in native Fayetteville, N.C. As senior was 1st team all-state and led conference in passing, completing 57 of 104 for 1,089 yards, 11 TDs, and rushing for 876 yards. Also named Mid-South AAAA player of year in football and basketball. Full name: Christopher Donald Davenport, Jr.

DAVENPORT'S NFL RECORD

RECEIVING	Regular Season				
	No.	Yds.	Avg.	LG	TD
1992 Pittsburgh AFC	9	136	15.1	31	0
1993 Pittsburgh AFC	4	51	12.8	19	0
NFL Totals—2 years	13	187	14.4	31	0

Additional Statistics: 12 special teams tackles in 1992; 1 TD on fumble return in 1992; 10 special teams tackles in 1993; 1 forced fumble on special teams in 1993

RECEIVING	Post Season				
	No.	Yds.	Avg.	LG	TD
1992 Pittsburgh AFC	3	54	18.0	24	0
1993 Pittsburgh AFC	0	0	0.0	0	0
NFL Totals—2 years	3	54	18.0	24	0

Additional Statistics: 1 special teams tackle in 1993.

DAVENPORT'S SINGLE GAME CAREER HIGHS

Regular Season

Receptions—3 (11-8-92 vs. Buffalo)

Yards Receiving—44 (11-8-92 vs. Buffalo)

Longest Reception—31 (from O'Donnell 11-29-92 vs. Cincinnati)

Postseason

Receptions—3 (1-9-93 vs. Buffalo)

Yards Receiving—54 (1-9-93 vs. Buffalo)

Longest Reception—24 (from O'Donnell 1-9-93 vs. Buffalo)



DERMONTTI DAWSON—C

63

HEIGHT—6-2

WEIGHT—286

COLLEGE—Kentucky

BIRTHDATE—June 17, 1965

BIRTHPLACE—Lexington, Kentucky

HOW ACQUIRED—Draft (2nd in 1988)

NFL EXPERIENCE—7th Year

GAMES PLAYED-STARTED—'88 (8-5), '89 (16-16), '90 (16-16), '91 (16-16), '92 (16-16), '93 (16-16)

CAREER TOTALS: 88-85

PRO: A 2-time Pro Bowl performer who is considered among the best centers in football. Selected offensive team captain for first time in 1993. Has played in 88 games with 85 starts to rank 8th among active Steelers in games played, 3rd in starts. Streak of 84 games played is also 3rd. 84 consecutive starts entering 1994 leads team. Is only Steeler to start all 16 games each of last 5 seasons, starting every game at C since departure of 9-time Pro Bowl C Mike Webster. Has also started Steelers' last 4 postseason games. As rookie in 1988 made 5 starts at G before moving to C in 1989. Doubled as long-snapper until 1993. Designated transition player on Feb. 25, 1993. **1993:** Earned 2nd consecutive Pro Bowl selection as backup C after starting every game for 5th straight season. Named co-AFC OL of year with Richmond Webb by NFLPA as well as 1st team All-NFL by AP, Sports Illustrated and Football Digest. Received game ball along with rest of OL vs. San Diego (10/10). Started and played entire playoff game at Kansas City (1/8). **1992:** Voted to 1st Pro Bowl as well as 1st team All-NFL by College & Pro Football Newsweekly. Started every game for 4th straight season, extending streak to 68 straight starts. Played every offensive snap until end of 3rd quarter week 11 vs. Indianapolis (11/22) when sidelined by hamstring strain. Returned to start final 5 games, playing every down in addition to every snap in playoffs vs. Buffalo (1/9). **1991:** One of 4 OL to start all 16 games, marking 3rd straight year with 16 starts. **1990:** Made 16 starts and earned NFL all-underrated team mention from Pro Football Weekly. **1989:** Started full season at C after move from G, replacing retired Webster. One of only 2 Steelers OL to start 18 games including playoffs. **1988:** Started 5 of 8 games played as rookie in addition to handling long-snapping chores. Missed 8 weeks at midseason with knee injury. Got 1st NFL start week 4 at Buffalo (9/25) at LG, but suffered sprained knee. Was on injured reserve from Sept. 26 to Nov. 26, returning to starting lineup at RG vs. Kansas City (11/27). Started last 4 games at RG, replacing Terry Long. Was 44th player drafted overall, 6th OL behind Paul Gruber, Dave Cadigan, Eric Moore, Randall McDaniel and John Elliott.

COLLEGE: Named 2nd team All-SEC as senior in 2nd year as starting RG. Placed first in SEC offseason weightlifting competition with total lift of 1,570 lbs. Graduated with degree in recreation programming and planning.

PERSONAL: Married (Regina) with son Brandon Neal (2/3/91) and daughter Briana (8/5/93). Lives in Gibsonia, Pa. Attended Bryan Station High in Lexington, Ky., earning all-state and all-city honors as OT and DT. Also named All-America, all-state in track. Wife Regina graduated from Kentucky in 1988 with marketing degree. Full name: Dermontti Farra Dawson.

STEELERS' LONGEST CURRENT STREAKS OF GAMES STARTED

- | | |
|------------------------------------|--------------------------------|
| 1. 84 C Dermontti Dawson (1988-93) | 6. 16 TE Eric Green (1993) |
| 2. 36 CB Rod Woodson (1991-93) | 16 LB Kevin Greene (1993) |
| 3. 32 G Duval Love (1992-93) | 16 OT Leon Searcy (1993) |
| 32 S Darren Perry (1992-93) | 9. 15 QB Neil O'Donnell (1993) |
| 5. 24 OT John Jackson (1992-93) | 10. 12 SS Carnell Lake (1993) |

STEELERS' LONGEST CURRENT STREAKS OF GAMES PLAYED

- | | |
|--------------------------------------|----------------------------------|
| 1. 106 PK Gary Anderson (1987-93) | 6. 32 C Kendall Gammon (1992-93) |
| 2. 84 C Dermontti Dawson (1988-93) | 32 LB Levon Kirkland (1992-93) |
| 3. 78 OT John Jackson (1989-93) | 32 G Duval Love (1992-93) |
| 4. 64 OT Justin Strzelczyk (1990-93) | 32 FS Darren Perry (1992-93) |
| 5. 36 CB Rod Woodson (1991-93) | 32 P Mark Royals (1992-93) |



DEON FIGURES—CB

21

HEIGHT—6-0

WEIGHT—200

COLLEGE—Colorado

BIRTHDATE—January 20, 1970

BIRTHPLACE—Bellflower, California

HOW ACQUIRED—Draft (1st in 1993)

NFL EXPERIENCE—2nd Year

GAMES PLAYED-STARTED—'93 (15-4)

PRO: Excellent all-around defender who saw extensive playing time as rookie last year and is expected to become regular starter in 2nd season . . . Former 1st-round draft choice, has made immediate contribution to defense and special teams . . . **1993:** Played in 15 games with 4 starts in dime defense while also playing LCB in all nickel and dime situations . . . Finished with 38 tackles (34 solo), 1 interception, 1 forced fumble, 2 fumble recoveries, 5 special teams tackles . . . Also returned 5 punts . . . Forced fumble and made 3 solo tackles in opener vs. San Francisco (9/5) . . . Got 1st start at RCB for injured D.J. Johnson week 3 vs. Cincinnati (9/19) and responded with 7 tackles (6 solo) . . . The next week started in nickel defense at Atlanta (9/27) and made 1st interception, returning 78 yards to 1-yard line to set up TD. Return was longest by a Steeler since 1988 . . . Set up FG with fumble recovery on special teams vs. San Diego (10/10) . . . Recovered fumble the next week vs. New Orleans (10/17) . . . Started in dime at Houston (11/28), making 8 tackles, and vs. Houston (12/19) but suffered sprained ankle in 2nd quarter . . . Inactive at Seattle (12/26) with ankle sprain but returned for season finale vs. Cleveland (1/2) . . . In play-offs at Kansas City (1/8) played extensively after ejection of D.J. Johnson in 1st quarter, finishing with 4 tackles, 2 passes defended . . . Was 23rd player drafted overall, 4th DB behind Patrick Bates, Tom Carter and Darrien Gordon.

COLLEGE: Received 1992 Jim Thorpe Award as nation's top DB, as well as consensus All-America and Big Eight defensive player of the year . . . A 3-year starter at RCB, ranked 4th in school history with 12 career interceptions . . . As senior ranked 8th in nation and led team with 6 interceptions, adding 38 tackles and 42 PRs for 11.4 avg. . . Made 39 tackles, 2 interceptions as junior, career-high 85 tackles with 2 interceptions as sophomore . . . Redshirted in 1989 after started 5 games as freshman and earning Big Eight newcomer of year honors with 2 interceptions . . . Majored in sociology

PERSONAL: Single . . . Lives in Compton, Cal., playing DB and WR for Serra High . . . As senior made 6 interceptions, 57 tackles, 2 sacks, 35 receptions for 720 yards and 16 TDs . . . Also scored 1 TD each on PR and KOR . . . Track team MVP, ran 440, mile relay, long jump (23-2) and high jump (6-6) . . . As senior point guard for basketball team averaged 25.2 points/game . . . Member of Compton Boys Choir . . . Full name: Deon Juniel Figures.

FIGURES' NFL RECORD

Regular Season

INTERCEPTIONS	No.	Yds.	Avg.	LG	TD
1993 Pittsburgh AFC	1	78	78.0	78	0

TACKLES	Solo	Asst.	Total	Sp.T.	Sacks	FF	FR
1993 Pittsburgh AFC	34	4	38	5	0	1	1

PUNT RETURNS	No.	FC	Yds.	Avg.	LG	TD
1993 Pittsburgh AFC	5	2	15	3.0	6	0

Additional Statistics: 1 fumble recovery on special teams in 1993

Post Season

TACKLES	Solo	Asst.	Total	Sp.T.	Sacks	FF	FR
1993 Pittsburgh AFC	4	0	4	0	0	0	0

COLORADO CONNECTION

Former Colorado Buffalos on the Steelers current roster:

C/G Ariel Solomon (tenth-round draft choice, 1991)

NT Joel Steed (third-round draft choice, 1992)

CB Deon Figures (first-round draft choice, 1993)

LB Chad Brown (second-round draft choice, 1993)

WR Charles Johnson (first-round draft choice, 1994)



MIKE FINN—OT

79

HEIGHT—6-4

WEIGHT—290

COLLEGE—Arkansas - Pine Bluff

BIRTHDATE—September 26, 1967

BIRTHPLACE—Texarkana, Texas

HOW ACQUIRED—First Year Free Agent (1992)

NFL EXPERIENCE—2nd Year

GAMES PLAYED-STARTED—'93 (0-0)

PRO: Promising young lineman who was on 53-man roster for last 9 games last season . . . Spent 1992 season on Steelers' practice squad as DE before moving to OT in 1993 . . . Began NFL career as undrafted rookie in Green Bay Packers' training camp in 1991 but was waived prior to season . . . **1993:** Re-signed March 24 and played in 3 preseason games before being waived Aug. 23 . . . Re-signed to practice squad Aug. 31, spending 1st 8 weeks of season there until joining active roster for 1st time Oct. 26 . . . Was among 7 game deactivations for each of final 9 games in addition to playoff game at Kansas City (1/8) . . . **1992:** Signed as free agent June 24 and spent entire season on Steelers' practice squad . . . **1991:** Played for Montreal Machine of WL as DE, making 10 tackles, 3 sacks, 2 forced fumbles . . . Signed as free agent with Packers but was waived prior to season.

COLLEGE: Completed career with 23.5 sacks including 16.5 as senior . . . Transferred from Texas in 1985 . . . Majored in history.

PERSONAL: Married (Sheila) with daughter Brittnei (1/27/93) . . . Lives in Grand Prairie, Tex. . . . Attended Liberty Eylau High in native Texarkana . . . Full name: Edwin Michael Finn.



BARRY FOSTER—RB

29

HEIGHT—5-10

WEIGHT—217

COLLEGE—Arkansas

BIRTHDATE—December 8, 1968

BIRTHPLACE—Hurst, Texas

HOW ACQUIRED—Draft (5th in 1990)

NFL EXPERIENCE—5th Year

GAMES PLAYED-STARTED—'90 (16-1),

'91 (10-9), '92 (16-15), '93 (9-9)

CAREER TOTALS: 51-34

PRO: Powerful and explosive runner who is focal point of rushing attack . . . Earned team MVP and Pro Bowl honors in 1992 after winning AFC rushing title and breaking 5 team rushing records . . . Enters 1994 season with 3,092 yards on 699 carries to rank 9th in team history . . . Needs 1,292 rushing yards to jump to 2nd place ahead of Merrill Hoge, Fran Rogel, Walter Abercrombie, Rocky Bleier, Dick Hoak, Frank Pollard, and Hall of Famer John Henry Johnson . . . Has 21 rushing TDs to share 7th place in team history, and with 12 more will move to 2nd . . . Is also 2nd-leading scorer among active Steelers with 138 points, and has 3,772 combined yards including 73 receptions for 680 yards . . . Began NFL career at age 21 following junior year, is just 25 in 5th season . . . Has 17 career 100-yard games including 12 in 1992 which tied NFL record set by Eric Dickerson in 1984 . . . Owns team records for rushing attempts (390) and yards (1,690) in a season, 100-yard games in a season, total yards from scrimmage (2,034) in a season, and fewest games to reach 1,000 rushing yards (10) . . . **1993:** Started 1st 9 games before missing last 7 with ankle injury, finishing with 177 carries for 711 yards, team-leading 8 rushing TDs, and 27 receptions for 217 yards, 1 TD . . . Voted to start in 2nd Pro Bowl but did not play due to injury . . . In opener vs. San Francisco (9/5) had 6 receptions to equal career high along with 80 yards, 1 TD on 17 carries . . . Got 15th 100-yard game vs. Cincinnati (9/19) with 103 yards on 23 runs, adding team-high 5 receptions for 33 yards . . . Had 1st 3-TD game of career at Atlanta (9/27) with scoring runs of 30, 7 and 1 yards . . . Ran for 110 yards on 23 attempts vs. San Diego (10/10) . . . Scored TDs rushing and receiving for 1st time vs. New Orleans (10/17) . . . Gained 127 combined yards at Cleveland (10/24) with 87 rushing, 40 receiving while scoring on 2 runs to take over NFL TD lead . . . Got 17th 100-yard game and 4th straight vs. Bengals at Cincinnati (11/7) with season-high 120 yards, adding 35 receiving . . . Injured L ankle on 1st series vs. Buffalo (11/15) and did not return . . . Inactive for next 5 games before going on injured reserve Dec. 22 . . . Underwent surgery to ankle Dec. 21 . . . **1992:** Named team MVP after breaking 5 team rushing records and winning AFC rushing title with 1,690 yards on 390 carries . . . Tied NFL record with 12 100-yard games and scored AFC-high 11 TDs rushing . . . Was 23 yards behind NFL rushing champion Emmitt Smith (1,713) for 13th-best single season rushing effort in NFL history . . . Named to start in first Pro Bowl in addition to being named AFC MVP by NFL Players/USA Today, AFC player of year

by Football News, AFC offensive player of year by UPI and Kansas City 101 Club, and 1 of 6 finalists for Miller Lite/NFL player of year . . . Also named 1st team All-NFL by AP, Pro Football Weekly, PFWA, NEA, The Sporting News, C&PFN and Football Digest . . . Ranked 3rd in NFL behind Thurman Thomas and Smith in total yards from scrimmage with 2,034 . . . Became 19th player in NFL history to rush for 1,500 yards in a season, the 1st to have at least 10 100-yard games and rush for 100 in every home game . . . Led NFL rushers 11 of 17 weeks including last 6 prior to final weekend . . . Began with 3rd career 100-yard game in opener at Houston (9/6) with 107 yards, 1 TD . . . Had career-best 190 yards on 33 carries with 2 TDs vs. New York Jets (9/13) for 3rd-best outing in team history with 1st 2-TD game despite losing 3 fumbles . . . Broke career-long 69-yard run at Green Bay (9/27), finishing with 117 yards on just 12 carries . . . Had 6 catches and 133 combined yards at Cleveland (10/11) before string of 3 straight 100-yard games . . . Topped 1,000 yards vs. Detroit (11/15) to become 4th Steeler and 1st since 1983 to rush for 1,000 yards, 1st NFL player in 1992 to reach 1,000, doing so in team-record 10 games . . . The next week broke Harris' team record with 8th 100-yard game vs. Indianapolis (11/22), rushing for 168 yards, 2 TDs on 28 carries to earn AFC offensive player of week honors . . . The next week broke Harris' single season records for rushing yards (1,246) and total yards from scrimmage (1,477) with 102 yards and 2 TDs at Cincinnati (11/29) for 9th 100-yard game, earning AFC offensive player of November honors . . . Followed by breaking Harris' single season rushing attempts record (310) vs. Seattle (12/6), scoring 10th rushing TD and gaining 10th 100-yard game including personal-best 4th consecutive . . . Gained season-low 25 yards on 12 carries at Chicago (12/13) but still maintained 61-yard lead in rushing race . . . Closed out season with 118 and 103 rushing yards in last 2 games vs. Minnesota (12/20) and Cleveland (12/27) . . . Vs. Vikings became 19th player in NFL history to rush for 1,500 yards in a season, 12th to also rush for 10 TDs . . . Got 12th 100-yard game in finale vs. Browns, tying Dickerson's NFL record, but with 103 yards lost rushing title to Smith who gained 131 in final game . . . In playoffs vs. Buffalo (1/9) ran 20 times for 104 yards, becoming 3rd player in team history to rush for 100 yards in postseason . . . As starter in 1st Pro Bowl (2/7) carried 15 times for 57 yards . . . **1991:** Gained 428 rushing yards in 1st 7 games before missing 6 of last 9 with ankle injury . . . Finished with 488 rushing yards, 1 TD . . . Started 1st 7 games before suffering sprained ankle vs. Seattle (10/20), sitting out 3 weeks before returning to make just 4 carries vs. Washington (11/17) . . . Ran 16 times for 60 yards the next week vs. Houston (11/24) but left Dallas (11/28) game after 1 rushing attempt, last of season . . . Went on injured reserve Dec. 13 for final 2 games . . . Gained season high 121 yards on 9 carries at Buffalo (9/8) . . . Scored on 24-yard TD pass at Indianapolis (10/6) . . . **1990:** Ran for 203 yards, 1 TD while playing in all 16 games . . . Made 1st NFL start week 13 vs. New England (12/9) . . . Two weeks later got 1st 100-yard game vs. Cleveland (12/23) with 16 carries for 100 yards . . . Was 128th player drafted overall, 19th among RBs.

COLLEGE: Finished career as 6th-leading rusher in school history with 1,977 yards, 19 TDs on 375 attempts despite playing just 3 seasons . . . In 3 bowl games added 161 yards, 2 TDs . . . In final year as junior was 5th in SWC with 833 yards on 154 carries with 7 TDs, also ranking 3rd in SWC with 22.4-yard KOR avg., 6th in total offense with 867 yards . . . Led team as sophomore with 132 rushes for 660 yards, 8 TDs . . . Majored in criminal justice.

ACTIVE STEELERS' 100-YARD RUSHING GAMES

12-23-90 vs Cleveland	[W 35-0]	Barry Foster 100
9- 8-91 at Buffalo	[L 34-52]	Barry Foster 121
9- 6-92 at Houston	[W 29-24]	Barry Foster 107
9-13-92 vs New York Jets	[W 27-10]	Barry Foster 190
9-27-92 at Green Bay	[L 3-17]	Barry Foster 117
10-19-92 vs Cincinnati	[W 20-0]	Barry Foster 108
10-25-92 at Kansas City	[W 27-3]	Barry Foster 105
11- 1-92 vs Houston	[W 21-20]	Barry Foster 118
11-15-92 vs Detroit	[W 17-14]	Barry Foster 106
11-22-92 vs Indianapolis	[W 30-14]	Barry Foster 168
11-29-92 at Cincinnati	[W 21-9]	Barry Foster 102
12- 6-92 vs Seattle	[W 20-14]	Barry Foster 125
12-20-92 vs Minnesota	[L 3-6]	Barry Foster 118
12-27-92 vs Cleveland	[W 23-13]	Barry Foster 103
1- 9-93 vs Buffalo*	[L 3-24]	Barry Foster 104
9-19-93 vs Cincinnati	[W 34-7]	Barry Foster 103
10-10-93 vs San Diego	[W 16-3]	Barry Foster 110
10-17-93 vs New Orleans	[W 37-14]	Leroy Thompson 101
11- 7-93 at Cincinnati	[W 24-16]	Barry Foster 120
11-15-93 vs Buffalo	[W 23-0]	Leroy Thompson 108

*Playoff game

PERSONAL: Married (Teray) . . . Lives in Colleyville, Tex. . . . Attended Duncanville (Tex.) High, rushing for more than 1,500 yards as senior to earn all-state, all-district and all-metro honors . . . Full name: Barry Foster.

FOSTER'S GAME-BY-GAME RUSHING

1990						1991					
Opp.	Att.	Yds.	Avg.	LG	TD	Opp.	Att.	Yds.	Avg.	LG	TD
at Clev.	1	1	1.0	1	0	S.D.*	17	78	4.6	32	0
Hou.	0	0	0.0	0	0	at Buff.*	9	121	13.4	56t	1
at Raid.	1	1	1.0	1	0	N.E.*	14	32	2.3	14	0
Mia.	0	0	0.0	0	0	at Phil.*	9	52	5.8	12	0
S.D.	5	23	4.6	12	1	at Ind.*	12	49	4.1	11	0
at Den.	2	2	1.0	1	0	NYG*	7	60	8.6	32	0
at S.F.	0	0	0.0	0	0	Sea.*	7	36	5.1	14	0
Rams	6	53	8.8	38	0	at Clev.	Did not play (ankle)				
Atl.	0	0	0.0	0	0	at Den.	Inactive (ankle)				
at Cin.	0	0	0.0	0	0	at Cin.	Inactive (ankle)				
at NYJ	4	22	5.5	8	0	Wash.	4	4	1.0	4	0
Cin.	1	1	1.0	1	0	Hou.*	16	60	3.8	16	0
N.E.*	0	0	0.0	0	0	at Dal.*	1	-4	-4.0	-4	0
at N.O.	0	0	0.0	0	0	at Hou.	Inactive (ankle)				
Clev.	16	100	6.3	18	0	Cin.	Injured reserve				
at Hou.	0	0	0.0	0	0	Clev.	Injured reserve				
Total	36	203	5.6	38	1	Total	96	488	5.1	56t	1
1992						1993					
Opp.	Att.	Yds.	Avg.	LG	TD	Opp.	Att.	Yds.	Avg.	LG	TD
at Hou.*	26	107	4.1	25	1	S.F.*	17	80	4.7	17	1
NYJ*	33	190	5.8	54t	2	at L.A. Rams*	15	50	3.3	9	0
at S.D.*	21	36	1.7	8	0	at Cin.*	23	103	4.5	15	0
at G.B.*	12	117	9.8	69	0	at Atl.*	20	63	3.2	30t	3
at Clev.*	24	84	3.5	12	0	S.D.*	23	110	4.8	19	0
Cin.*	24	108	4.5	20	0	N.O.*	21	75	3.6	18	1
at K.C.	24	105	4.4	12	1	at Clev.*	28	87	3.1	13	0
Hou.*	31	118	3.8	16	1	at Cin.*	25	120	4.8	38	1
at Buff.*	22	78	3.6	13	0	Buff.*	5	23	4.6	11	0
Det.*	25	106	4.2	21	0	at Den.	Inactive (ankle)				
Ind.*	28	168	6.0	34	2	at Hou.	Inactive (ankle)				
at Cin.*	25	102	4.1	27	2	N.E.	Inactive (ankle)				
Sea.*	33	125	3.8	12	1	at Mia.	Inactive (ankle)				
at Chi.*	12	25	2.1	8	0	Hou.	Inactive (ankle)				
Min.*	24	118	4.9	32	0	at Sea.	Injured reserve				
Clev.*	26	103	4.0	18	1	Clev.	Injured reserve				
Total	390	1690	4.3	69	11	Total	177	711	4.0	38	8
Buff.*#	20	104	5.2	16	0	at K.C.#	Injured reserve				

*Started

- Postseason

FOSTER'S NFL RECORD

Regular Season						
RUSHING	Att.	Yds.	Avg.	LG	TD	Fum/Lost
1990 Pittsburgh AFC	36	203	5.6	38	1	2/1
1991 Pittsburgh AFC	96	488	5.1	56t	1	5/3
1992 Pittsburgh AFC	390**	1,690**#	4.3	69	11#	9/5
1993 Pittsburgh AFC	177	711	4.0	38	8	3/3
NFL Totals—4 years	699	3,092	4.4	69	21	19/12
RECEIVING	No.	Yds.	Avg.	LG	TD	
1990 Pittsburgh AFC	1	2	2.0	2	0	
1991 Pittsburgh AFC	9	117	13.0	31	1	
1992 Pittsburgh AFC	36	344	9.6	42	0	
1993 Pittsburgh AFC	27	217	8.0	21	1	
NFL Totals—4 years	73	680	9.3	42	2	
KICKOFF RETURNS	No.	Yds.	Avg.	LG	TD	
1990 Pittsburgh AFC	3	29	9.7	13	0	

100-YARD RUSHERS IN POSTSEASON

- 158 Franco Harris (Jan. 12, 1975 vs. Minnesota)
- 153 Franco Harris (Dec. 27, 1975 vs. Baltimore)
- 132 Franco Harris (Dec. 19, 1976 vs. Baltimore)
- 120 Merrill Hoge (Jan. 7, 1990 vs. Denver)
- 111 Franco Harris (Dec. 29, 1974 vs. Oakland)
- 105 Franco Harris (Dec. 30, 1978 vs. Denver)
- 104 Barry Foster** (Jan. 9, 1993 vs. Buffalo)
- 100 Merrill Hoge (Dec. 31, 1989 vs. Houston)

Additional Statistics: 5 special teams tackles in 1990; 1 pass attempt (incomplete) in 1992

RUSHING	Post Season					
	Att.	Yds.	Avg.	LG	TD	Fum/Lost
1992 Pittsburgh AFC	20	104	5.2	16	0	0/0

RECEIVING	No.					
	No.	Yds.	Avg.	LG	TD	
1992 Pittsburgh AFC	3	7	2.3	11	0	

**Team record # - AFC leader

FOSTER'S SINGLE GAME CAREER HIGHS

Regular Season

Yards Rushing—190 (9-13-92 vs. New York Jets)
Rushing Attempts—33 (12-6-92 vs. Seattle, 9-13-92 vs. New York Jets)
Longest Run—69 (9-27-92 vs. Green Bay)
TDs Rushing—3 (9-27-93 vs. Atlanta)
Receptions—6 (10-11-92 vs. Cleveland, 9-5-93 vs. San Francisco)
Yards Receiving—52 (11-15-92 vs. Detroit)
Longest Reception—31 (from O'Donnell 9-1-91 vs. San Diego)
TDs Receiving—1 (10-6-91 vs. Indianapolis, 10-17-93 vs. New Orleans)
Total Yards from Scrimmage—210 (11-22-92 vs. Indianapolis)

Post Season

Yards Rushing—104 (1-9-93 vs. Buffalo)
Rushing Attempts—20 (1-9-93 vs. Buffalo)
Longest Run—16 (1-9-93 vs. Buffalo)
Receptions—3 (1-9-93 vs. Buffalo)
Yards Receiving—7 (1-9-93 vs. Buffalo)
Longest Reception—11 (from O'Donnell 1-9-93 vs. Buffalo)
Total Yards from Scrimmage—115 (1-9-93 vs. Buffalo)

FOSTER'S 100-YARD GAMES

	Att.	Yds.	Avg.	LG	TD
12-23-90 vs. Cleveland	16	100	6.3	18	0
9-8-91 at Buffalo	9	121	13.4	56	1
9-6-92 at Houston	26	107	4.1	25	1
9-13-92 vs. New York Jets	33	190	5.8	54	2
9-27-92 at Green Bay	12	117	9.8	69	0
10-19-92 vs. Cincinnati	24	108	4.5	20	0
10-25-92 at Kansas City	24	105	4.4	12	1
11-1-92 vs. Houston	31	118	3.8	16	1
11-15-92 vs. Detroit	25	106	4.2	21	0
11-22-92 vs. Indianapolis	28	168	6.0	34	2
11-29-92 at Cincinnati	25	102	4.1	27	2
12-6-92 vs. Seattle	33	125	3.8	12	1
12-20-92 vs. Minnesota	24	118	4.9	32	0
12-27-92 vs. Cleveland	26	103	4.0	18	1
1-9-93 vs. Buffalo#	20	104	5.2	16	0
9-19-93 vs. Cincinnati	23	103	4.5	15	0
10-10-93 vs. San Diego	23	110	4.8	19	0
11-7-93 at Cincinnati	25	120	4.8	38	1

- Post season



KENDALL GAMMON—C

60

HEIGHT—6-4
WEIGHT—286
COLLEGE—Pittsburg State (Kansas)
BIRTHDATE—October 23, 1968
BIRTHPLACE—Wichita, Kansas
HOW ACQUIRED—Draft (11th in 1992)
NFL EXPERIENCE—3rd Year
GAMES PLAYED-STARTED—'92 (16-0), '93 (16-0)
CAREER TOTALS—32-0

PRO: Long-snapping specialist who has proven to be consistently reliable in that role . . . Has handled all punt snaps and placekick snaps for last 2 seasons . . . Is also backup C and has played briefly at OT . . . Began career as 11th-round draft choice . . . **1993:** Played in all 16 games and in postseason at Kansas City (1/8) as long-snapper . . . Made 4 tackles on special teams with 2 at Houston (11/28), 1 each at Atlanta (9/27) and Miami (12/13) . . . **1992:** Handled long-snapping duties in all 16 games plus playoffs vs. Buffalo (1/9) . . . Saw brief action at RT vs. New York Jets (9/13) after injuries to 3 OL . . . Made 1 special teams tackle each vs. Cincinnati (10/19) and Detroit (11/15) . . . Was 291st player drafted overall.

COLLEGE: Started 41 consecutive games, the last 2 seasons at strong G after playing quick OT as sophomore . . . Offensive captain final 2 years and 3-time first team All-MIAA selection . . . As senior anchored OL for 1991 NCAA Division II national champion . . . As freshman moved from TE to OT . . . Graduated in May of this year with degree in physical education, minor in biology

PERSONAL: Married (Leslie) . . . Lives in Pittsburgh . . . Attended Rose Hill (Kans.) High, earning all-state honors 3 times in football and basketball . . . Also a 4-time all-conference selection for football, 3 times for basketball, once for baseball . . . Member of National Honor Society . . . In offseason was student teacher at Shaler Area Middle School . . . Wife Leslie graduated from Pittsburg State with elementary education degree . . . Full name: Kendall Robert Gammon.



ERIC GREEN—TE

86

HEIGHT—6-5

WEIGHT—280

COLLEGE—Liberty

BIRTHDATE—June 22, 1967

BIRTHPLACE—Savannah, Georgia

HOW ACQUIRED—Draft (1st in 1990)

NFL EXPERIENCE—5th Year

GAMES PLAYED—STARTED—'90 (13-7),

'91 (11-11), '92 (7-5), '93 (15-16)

CAREER TOTALS: 47-39

PRO: Record-breaking TE who played in 1st Pro Bowl last season after leading team with 63 receptions . . . Former top draft choice and team rookie of the year, is emerging as NFL's most dominating TE . . . Has incredible combination of quickness, speed, size, strength and catching ability, and is also an excellent blocker . . . Owns team TE records for single season receptions (63), yards (942) and TDs (7), shares TE record for career TDs (20), and has been team's receiving-TD leader each of last 3 years . . . Entering 1994 leads active Steelers and ranks 14th in team history with 152 receptions for 2,063 yards, 20 TDs . . . Needs 51 catches, 817 yards and 1 TD to break all 3 team TE records held by Bennie Cunningham (202 for 2,879, 20 TDs) . . . Has had 4 100-yard games and started 39 of 47 games played . . . **1993:** Became 1st TE to lead team in receptions since 1966 and 1st Steelers TE to play in Pro Bowl since 1963, finishing with 63 catches for 942 yards, team-high 5 TDs . . . Playing in and starting all 16 games for 1st time in career, ranked 3rd among NFL TEs in receptions and average of 15.0 yards per catch was 4th in NFL among players with 63+ catches . . . Led team with 5 catches for 81 yards vs. San Diego (10/10) followed by TD pass from Mike Tomczak vs. New Orleans (10/17) . . . Gained 108 yards on 6 receptions including 55-yarder at Cleveland (10/24) . . . Won offense game ball at Cincinnati (11/7) with 91 yards on 3 catches, all in 1st half including career-best 71-yarder for TD . . . Led team with 6 catches for 69 yards, 1 TD vs. Buffalo (11/15) before making 7 for 99 yards at Denver (11/21) to break team's single season TE record for receiving yards with 607 to top John Hilton's 603 in 1966 . . . Vs. Houston (12/19) had 4th game with 6+ catches, got 19th career TD and broke team single season TE record of 46 catches by Hilton in 1966 . . . Posted 4th 100-yard game with 7 receptions for 119 yards at Seattle (12/26) . . . Tied team TE record with 20th career TD with 6 catches vs. Cleveland (1/2) . . . **1992:** Played in just 7 games and started 5 due to shoulder injury and suspension . . . Finished with 14 receptions for 152 yards, 2 TDs . . . Injured R shoulder on 1st play of opener at Houston (9/6) and spent next 4 weeks on injured reserve (Sept. 9-Oct. 10) . . . Returned to play in 5 straight games beginning at Cleveland (10/11) and scored TDs at Kansas City (10/25) and vs. Houston (11/1) . . . Had season-high 4 catches at Buffalo (11/8) before being suspended for 6 games Nov. 9 for violation of NFL substance abuse policy . . . Reinstated Dec. 21 to play in finale vs. Cleveland (12/23) . . . **1991:** Started 1st 11 games before missing last 5 with broken R ankle . . . At time of injury had 41 catches for 582 yards, 6 TDs to lead team in all 3 categories . . . Scored TDs in 4 straight games beginning vs. New England (9/15) . . . Had career-high 8 catches for 158 yards, 1 TD at Indianapolis (10/6) . . . Scored game-winning TD in overtime at Cincinnati (11/10) . . . Broke ankle in practice Nov. 22 and went on injured reserve the next day before undergoing surgery Nov. 25 . . . **1990:** Started 7 of 13 games played and made 34 receptions for 387 yards, 7 TDs to earn NFL all-rookie honors as well as team rookie of the year and NFL Player/USA Today rookie of the year honos . . . Broke team TE record with 7 TDs, topping 23-year-old

CAREER TDs BY STEELERS TIGHT ENDS

20 Eric Green (1990-93)

20 Bennie Cunningham (1976-85)

10 John Hilton (1965-69)

5 Randy Grossman (1974-81)

4 Larry Brown (1971-84)

4 Mike Mularkey (1989-91)

mark of 5 by Hilton in 1967, leading all NFL TEs and all AFC rookies ... Was unsigned for opener but signed the next day and was exempt for 2 games ... Scored offense's 1st 2 TDs of season vs. San Diego (10/7) and had TDs on 5 of 1st 7 NFL receptions including 3 on 4 catches at Denver (10/14) ... Scored 6th TD vs. Los Angeles Rams (10/29) and 7th vs. New England (12/9) in Chuck Noll's 200th win ... Gained 105 yards on 7 catches at Houston (12/30) for 1st 100-yard game ... Was 21st player drafted overall and 1st TE, on choice obtained from Minnesota on draft day in addition to Vikings' #3 choice in exchange for Steelers' #1 (18th) ... First TE drafted on 1st round by Steelers since Cunningham was #28 in 1976.

COLLEGE: Made 99 receptions for 1,442 yards, 16 TDs ... All 16 TDs came in senior year under head coach Sam Rutigliano to break school record, along with 62 catches for 905 yards, 5 100-yard games ... Named NCAA Division I-AA and Kodak All-America while ranking 16th in nation for receptions ... School's 6th player to be drafted by NFL, 1st on 1st round ... Graduated in 1991 with degree in business administration/finance.

PERSONAL: Married (Leslie) on June 12, 1994 ... Lives in Pittsburgh ... Attended Beach High in native Savannah, Ga. ... Earned 4 letters as TE ... Was college teammate with Richard Shelton ... Full name: Bernard Eric Green.

GREEN'S NFL RECORD

RECEIVING	Regular Season				
	No.	Yds.	Avg.	LG	TD
1990 Pittsburgh AFC	34	387	11.4	46	7*#
1991 Pittsburgh AFC	41	582	14.2	49	6*
1992 Pittsburgh AFC	14	152	10.9	24	2
1993 Pittsburgh AFC	63**	942*#	15.0	71t	5*
NFL Totals—4 years	152	2,063	13.6	71t	20#
RECEIVING	Post Season				
	No.	Yds.	Avg.	LG	TD
1992 Pittsburgh AFC	0	0	0.0	0	0
1993 Pittsburgh AFC	2	37	18.5	22t	1
NFL Totals—4 years	2	37	18.5	22t	1

Additional Statistics: 1 kickoff return for 16 yards in 1990.

GREEN'S SINGLE GAME CAREER HIGHS

Regular Season

Receptions—8 (9-22-91 vs. Philadelphia)

Yards Receiving—158 (9-22-91 vs. Philadelphia)

Longest Reception—71t (11-7-93 from O'Donnell vs. Cincinnati)

TDs Receiving—3# (10-14-90 vs. Denver)

Post Season

Receptions—2 (1-8-94 vs. Kansas City)

Yards Receiving—37 (1-8-94 vs. Kansas City)

Longest Reception—22t (1-8-94 from O'Donnell vs. Kansas City)

TDs Receiving—1 (1-8-94 vs. Kansas City)

*Team leader

#Team record for TEs

MOST SINGLE SEASON RECEPTIONS BY STEELERS TIGHT ENDS

73	1993	(Eric Green 63, Adrian Cooper 9, Tim Jorden 1)
67	1990	(Eric Green 34, Mike Mularkey 32, Terry O'Shea 1)
65	1991	(Eric Green 41, Adrian Cooper 11, Keith Cash 7, Mike Mularkey 6)
53	1978	(Randy Grossman 37, Bennie Cunningham 16)
48	1979	(Bennie Cunningham 36, Randy Grossman 12)
44	1981	(Bennie Cunningham 41, Randy Grossman 3)
41	1980	(Randy Grossman 23, Bennie Cunningham 18)

MOST SINGLE SEASON TDs BY STEELERS TIGHT ENDS

10	1990	(Eric Green 7, Mike Mularkey 3)
9	1991	(Eric Green 6, Adrian Cooper 2, Keith Cash 1)
7	1992	(Adrian Cooper 3, Eric Green 2, Tim Jorden 2)
5	1993	(Eric Green 5)
5	1979	(Bennie Cunningham 4, Randy Grossman 1)
4	1981	(Bennie Cunningham 3, Randy Grossman 1)

GREEN'S 100-YARD GAMES

		No.	Yds.	Avg.	LG	TD
12-30-90	at Houston	7	105	15.0	46	0
9-22-91	at Philadelphia	8	158	19.8	49	1
10-24-93	at Cleveland	6	108	18.0	55	0
12-26-93	at Seattle	7	119	17.0	41	0



KEVIN GREENE—LB

91

HEIGHT—6-3

WEIGHT—249

COLLEGE—Auburn

BIRTHDATE—July 31, 1962

BIRTHPLACE—Schenectady, New York

HOW ACQUIRED—Unrestricted Free Agent from Los Angeles Rams (1993)

NFL EXPERIENCE—10th Year

GAMES PLAYED-STARTED—'85 (15-0),

'86 (16-0), '87 (9-0), '88 (16-14), '89 (16-16),

'90 (15-15), '91 (16-16), '92 (16-16), '93 (16-16)

CAREER TOTALS: 135-93

STEELERS TOTALS: 16-16

PRO: Productive veteran defender who led team with 12.5 sacks last year after arriving as unrestricted free agent . . . Spent 1st 8 NFL seasons with Los Angeles Rams, leading team or sharing lead for sacks each of last 5 years . . . With 85 career sacks ranks 15th on NFL sack leaders list, 5th among LBs . . . Has been in double figures in sacks 5 times with career-high 16.5 in 1988 and 1989 . . . Voted to 1990 Pro Bowl . . . Has 3 career safeties, 1 shy of all-time NFL record . . . Has started 93 of 135 career games played including string of 48 with last 32 for Rams, 1st 16 for Steelers . . . Has had 4 seasons starting all 16 games . . . Began career as Rams' 5th-round draft choice in 1985, joining Steelers April 3, 1992 . . . Was Rams teammate with Duval Love for 7 seasons . . . **1993:** Started all 16 games at LOLB in 1st year with Steelers, leading team with 12.5 sacks which was 3rd-most in team history, most by a Steeler since 1984, and tied for 5th in AFC, 7th in NFL . . . Also had 67 tackles, 3 forced fumbles, team-high 3 fumbles recovered . . . Held sackless by Jackie Slater in game 2 at Los Angeles Rams (9/12) . . . Had outstanding game at Atlanta (9/27) with 2 sacks, 3 forced fumbles which set up 2 TDs, 7 tackles to earn defense game ball . . . Vs. San Diego (10/10) forced interception on hit that knocked John Friesz out of game in 3rd quarter . . . Made 2 sacks and fumble recovery vs. New Orleans (10/17), followed by 1/2 sack at Cleveland (10/24), 1 at Cincinnati (11/7) . . . Got sack and recovered fumble which set up 4th-quarter FG vs. Buffalo (11/15), adding sack at Denver (11/21) . . . At Seattle (12/26) tallied 3 sacks for 1st time since 1992, bringing season total to 11.5 . . . Made sack and fumble recovery vs. Cleveland (1/2) to cap regular season with 12.5 sacks . . . In playoffs at Kansas City (1/8) made 7 tackles . . . **1992:** In final season with Rams led team in tackles with 87, sacks with 10 and fumbles recovered with 4 . . . Had 3 sacks vs. New England (9/13) and scored 3rd safety of career vs. New York Jets (9/27) in addition to sack and forced and recovered fumble . . . Got 2 sacks as starter at DE at Atlanta (11/1) . . . **1991:** Made 15 starts including 6 at LDE, 5 at RDE and 5 at LLB in 4-3 . . . Had 3 sacks, fewest since rookie season, but still shared team lead . . . Made 1st 4 starts at RDE before moving to LDE vs. Green Bay (9/29) . . . Scored 2nd safety of career vs. San Diego (10/13), got season-high 8 solo tackles vs. New Orleans (11/3) . . . **1990:** Started 15 games and made 13 sacks to lead team for 3rd straight year, ranking 3rd in NFC behind Charles Haley and Reggie White . . . Had 3 sacks vs. Cleveland (12/2), recovered 2 fumbles at San Francisco (11/25) . . . Shoulder injury ended streak of 33 straight starts in final game at New Orleans (12/31) . . . **1989:** Made 16.5 sacks for 2nd consecutive season to

NFL ALL-TIME SACK LEADERS*

1. 137.0	DE Reggie White	11. 88.5	DE Chris Doleman
2. 132.5	LB Lawrence Taylor	88.5	DE Sean Jones
3. 124.5	DE Richard Dent	13. 86.5	DE Jim Jeffcoat
4. 115.0	LB Rickey Jackson	14. 85.5	LB/DE Simon Fletcher
5. 107.5	DE Greg Townsend	15. 85.0	LB KEVIN GREENE
6. 106.0	DE Bruce Smith	16. 84.0	DE Howie Long
7. 100.0	LB Andre Tippett	17. 83.0	LB Pat Swilling
8. 97.5	DE Jacob Green	18. 82.5	DE Lee Williams
97.5	DE Dexter Manley	19. 82.0	DE Charles Mann
10. 92.5	DT Steve McMichael	20. 81.5	DT Leonard Marshall

*Sack became an official NFL statistic beginning in 1982.

earn Pro Bowl honors . . . Was 4th among NFL sackers behind Chris Doleman, Tim Harris and Keith Millard . . . Had 64 tackles, led team with 3 forced fumbles and recovered 2 fumbles . . . **1988:** Ranked 2nd behind Reggie White in NFL with 16.5 sacks after starting 14 games . . . Had career-best 4.5 sacks in season finale at San Francisco (12/18) including 4 in 1st quarter . . . In playoffs at Minnesota (12/26) made 3 sacks . . . **1987:** Played in just 9 games but finished 2nd on team with 6.5 sacks . . . Scored 1st NFL TD on 25-yard interception return in opener at Houston (9/13) . . . **1986:** Made 7 sacks with no starts while playing in all 16 games . . . Added 33 tackles, 1 fumble recovery . . . **1985:** Played in 15 games, primarily on special teams . . . Had 10 special teams tackles, 15 on defense . . . Made 1st NFL sack in playoffs vs. Dallas (1/4) . . . Drafted by Rams on 1st choice of 5th round, with choice obtained from Buffalo . . . Was 113th player drafted overall, 17th among LBs.

COLLEGE: Began career as walk-on, capped by making 11 sacks as senior to lead team . . . Made 69 career tackles as starter at DE . . . Graduated with degree in criminal justice.

PERSONAL: Married (Tara) . . . Lives in Oxford, Ala. . . Was 2-year starter at DE for South High in Granite City, Ill. . . Also played basketball and was high jumper for track team . . . Owns Gold's Gym in Oxford, Ala., and is a captain in Army Reserve . . . Full name: Kevin Darwin Greene.

GREENE'S NFL RECORD

INTERCEPTIONS	Regular Season				
	No.	Yds.	Avg.	LG	TD
1987 L.A. Rams NFC	1	25	25.0	25t	1
1988 L.A. Rams NFC	1	10	10.0	10	0
NFL Totals—9 years	2	35	17.5	25t	1

TACKLES	Solo	Asst.	Total	Sp.T.	Sacks	FF	FR
1985 L.A. Rams NFC	11	4	15	10	0	0	0
1986 L.A. Rams NFC	29	4	33	9	7	0	1
1987 L.A. Rams NFC	12	2	14	4	6.5	0	0
1988 L.A. Rams NFC	47	4	51	0	16.5*	2*	0
1989 L.A. Rams NFC	58	6	64	0	16.5*	3*	2
1990 L.A. Rams NFC	52	9	61	0	13*	4	4*
1991 L.A. Rams NFC	41	9	50	0	3*	1	0
1992 L.A. Rams NFC	75 ^z	12	87*	7	10*	3	4*
1993 Pittsburgh AFC	48	19	67	0	12.5*	3	3*
NFL Totals—9 years	373	69	442	30	85	16	14

Additional Statistics: 1 safety in 1988; 1 safety in 1991; 1 safety in 1992.

TACKLES	Post Season						
	Solo	Asst.	Total	Sp.T.	Sacks	FF	FR
1985 L.A. Rams NFC	1	0	1	0	1	0	0
1986 L.A. Rams NFC	0	0	0	0	1	0	0
1988 L.A. Rams NFC	8*	2	10	0	3*	1*	1*
1989 L.A. Rams NFC	14*	1	15	0	3*	1	1*
1993 Pittsburgh AFC	5	2	7	0	0	0	0
NFL Totals—9 years	28	5	33	0	8	2	2

*Team leader

GREENE'S SINGLE GAME CAREER HIGHS

Regular Season

Sacks—4.5 (12-18-88 vs. San Francisco)

Interceptions—1 (9-13-87 vs. Houston, 10-9-88 vs. Atlanta)

Post Season

Sacks—3 (12-26-88 vs. Minnesota)



ALAN HALLER—CB

HEIGHT—5-11

WEIGHT—185

COLLEGE—Michigan State

BIRTHDATE—August 9, 1970

BIRTHPLACE—Lansing, Michigan

HOW ACQUIRED—Veteran Free Agent (1993)

NFL EXPERIENCE—2nd Year

GAMES PLAYED—STARTED—'92 (6-0), '93 (4-0)

CAREER TOTALS: 10-0

STEELERS TOTALS: 7-0

28

PRO: Promising defender who has played in 10 games in 2 NFL seasons . . . Began career as Steelers' 5th-round draft choice in 1992, playing in 3 games for Steelers and 3 for Cleveland Browns as rookie after being claimed

on waivers . . . **1993:** Waived by Browns prior to season, signed with Steelers Oct. 20 after Tim Worley was traded to Chicago . . . Inactive at Cleveland (10/24), waived Oct. 26 when Mike Finn was activated from practice squad . . . Rejoined Steelers Dec. 8 and played in final 4 games plus playoffs at Kansas City (1/8) . . . **1992:** Made Steelers' opening-day roster and played in opener at Houston (9/6) . . . Inactive vs. New York Jets (9/13) before being waived Sept. 16 when Albert Bentley was signed . . . Signed to practice squad the following day and spent 6 weeks there until rejoining active roster Nov. 6 . . . Played in next 2 games at Buffalo (11/8) and vs. Detroit (11/15), making 1 tackle on special teams . . . Waived Nov. 15 when Rick Strom was signed, and was to be re-signed to practice squad but was claimed on waivers by Browns . . . Played in 3 games for Browns before finishing season on injured reserve with hamstring injury . . . Inactive at Minnesota (11/22) but made special teams tackle vs. Chicago (11/29) . . . Saw action in secondary at Detroit (12/13) . . . Made 3 special teams tackles vs. Cincinnati (12/6) . . . Was 123rd player drafted overall.

COLLEGE: As CB and FS was 3-year starter, making 1 interception each of last 3 seasons . . . As senior made 77 tackles with first 7 starts at weakside CB, last 4 at FS . . . As junior started every game at LCB and made 62 tackles . . . Started full sophomore season at CB . . . As freshman started final 2 games at CB . . . Won 3 letters in track (1989-90-91) as 100- and 200-meter sprinter . . . Graduated with degree in criminal justice, minor in psychology.

PERSONAL: Single . . . Lives in Lansing, Mich., attended Sexton High . . . Rushed for 1,245 yards and 14 TDs as senior to earn Lansing co-player of year and all-state honors . . . Led track team to state title with 3rd-place finish in 200 meters, 4th in 100 . . . Full name: Alan Glenn Haller.

HALLER'S NFL RECORD

Regular Season

TACKLES	Solo	Asst.	Total	Sp.T.	Sacks	FF	FR
1992 Clev./Pitt. AFC	0	0	0	6	0	0	0
1993 Pittsburgh AFC	0	0	0	0	0	0	0
NFL Totals—2 years	0	0	0	6	0	0	0

Post Season

TACKLES	Solo	Asst.	Total	Sp.T.	Sacks	FF	FR
1993 Pittsburgh AFC	0	0	0	0	0	0	0



CARLTON HASELRIG—G

77

(Pronounced HASS-ul-rig)

HEIGHT—6-1

WEIGHT—290

COLLEGE—Pittsburgh-Johnstown

BIRTHDATE—January 22, 1966

BIRTHPLACE—Johnstown, Pennsylvania

HOW ACQUIRED—Draft (12th in 1989)

NFL EXPERIENCE—5th Year

GAMES PLAYED-STARTED—'89 (0-0),

'90 (16-0), '91 (16-16), '92 (16-16), '93 (9-4)

CAREER TOTALS: 57-36

PRO: Talented athlete who earned Pro Bowl honors in 3rd NFL season after beginning career as 12th-round draft choice with no college football experience . . . Has started 36 of 57 games played at RG including 33 consecutive starts from 1991-93 . . . Emerged as Pro Bowler in 1992 in 2nd season as starter . . . As rookie in 1989 spent full season on developmental squad as NT, moving to G the following spring . . . Is a former 6-time NCAA heavyweight wrestling champion . . . **1993:** Played in just 9 games with 4 starts, missing 3 weeks with sprained foot and 4 on non-football injury list . . . Started opener vs. San Francisco (9/5) but sprained R foot in 2nd quarter and did not return, ending streak of 33 starts . . . Was inactive the next 3 games and placed on NFL list Sept. 29 until Nov. 8 . . . Returned to play in last 9 games, starting 3 straight vs. New England (12/5), at Miami (12/13) and vs. Houston (12/19) . . . Did not start but played all but first series at Houston (11/28) and Seattle (12/26) . . . Vs. Cleveland (1/2) was hampered by knee sprain and played only on special teams . . . Started playoff game at Kansas City (1/8) . . . **1992:** In being voted to 1st Pro Bowl became 1st Steelers Pro Bowl G since Bruce Van Dyke in 1974 . . . Started all 16 games at RG for 2nd consecutive year and did not miss an offensive snap all season . . . **1991:** Only G among 4 on roster protected during Plan B signing period . . . Won starting job at RG in training camp and started all 16 games . . . **1990:** In 1st year at G played in all 16 games as backup and on special teams . . . Got increased playing time at G in 2nd half of season . . . **1989:** Spent rookie season on developmental squad . . . Worked at G for scout team as fill-in before permanent move to

G the next year . . . Was selected 5th on 12th round, the 313th player drafted overall.

COLLEGE: Did not play football as school did not have football program . . . Became only person in NCAA history to win 6 NCAA heavyweight wrestling titles, claiming 3 each in Division II and Division I . . . Posted career record of 143-2-1 and was undefeated (122-0-1) in last 3 seasons including 37-0 as senior . . . Was 15-0 in NCAA tournaments . . . Began college at Lock Haven before transfer to Pitt-Johnstown as freshman . . . Graduated with degree in communications.

PERSONAL: Married (Sara) with son Jordan (10/70/90) and daughter Jade Amanda (1/8/92) . . . Lives in Pittsburgh . . . Attended Johnstown (Pa.) High, playing football but not wrestling as school dropped wrestling program . . . Entering as independent wrestler won sectional, regional and state titles with 10-0 record . . . Hometown is same as that of Steelers Hall of Fame LB Jack Ham . . . Inducted into Pennsylvania Wrestling Coaches' Hall of Fame on March 20, 1993, and into Southwestern Pennsylvania Wrestling Hall of Fame March 27, 1993 . . . Full name: Carlton Lee Haselrig.



ANDRE HASTINGS—WR/PR

88

HEIGHT—6-0

WEIGHT—188

COLLEGE—Georgia

BIRTHDATE—November 7, 1970

BIRTHPLACE—Atlanta, Georgia

HOW ACQUIRED—Draft (3rd in 1993)

NFL EXPERIENCE—2nd Year

GAMES PLAYED-STARTED—'93 (6-0)

PRO: Talented young receiver who will have opportunity for extensive playing time in 2nd season . . . Doubles as kick returner . . . **1993:** Saw action in 6 games, making 3 catches for 44 yards with 12 KORs for 177 yards . . . Made 1st reception in opener vs. San Francisco (9/5) for 12 yards in addition to 2 KORs for 33 yards . . . Inactive for 9 of next 10 games but played in final 4, making 2 catches for 32 yards at Seattle (12/26), and in playoffs at Kansas City (1/8) . . . Entering draft as junior, was 76th player drafted overall, 9th WR.

COLLEGE: Made 124 receptions for 1,876 yards with 13 TDs to rank 2nd in school history despite playing just 3 seasons . . . Also ranked 3rd in KOR yards with 43 for 1,096, adding PR duties as senior, and had 8 career rushing attempts . . . As junior led team with 52 catches for 860 yards, 5 TDs, 3 runs for 22 yards, 35 PRs for 298 and 14 KORs for 294 to earn 1st team All-SEC honors . . . Also ranked 20th in nation with average of 134.0 all-purpose yards/game with 1,474 . . . Set school record as sophomore with 48 receptions for 683 yards, 5 TDs, 14 KORs for 27.1 average . . . Made 24 catches for 333 yards, 3 TDs as freshman to earn freshman All-SEC honors with just 2 starts . . . Also ranked 6th in nation with 28.1-yard KOR average on 15 KORs . . . Worked towards degree in international business at Georgia during off-season.

PERSONAL: Single . . . Lives in Morrow, Ga., attended Morrow High . . . Earned Parade and USA Today All-America honors as senior, as well as state offensive player of year and state AAA player of year with 59 receptions for 1,083 yards, 15 TDs . . . Had 184 career catches for 3,132 yards, 41 TDs . . . Full name: Andre Orlando Hastings.

HASTINGS' NFL RECORD

Regular Season

RECEIVING	No.	Yds.	Avg.	LG	TD
1993 Pittsburgh AFC	3	44	14.7	18	0

KICKOFF RETURNS	No.	Yds.	Avg.	LG	TD
1993 Pittsburgh AFC	12	177	14.8	22	0

Post Season

RECEIVING	No.	Yds.	Avg.	LG	TD
1993 Pittsburgh AFC	0	0	0.0	0	0

KICKOFF RETURNS	No.	Yds.	Avg.	LG	TD
1993 Pittsburgh AFC	0	0	0.0	0	0

HASTINGS' SINGLE GAME CAREER HIGHS

Regular Season

Receptions—2 (12-19-93 vs. Houston)

Yards Receiving—32 (12-19-93 vs. Houston)

Longest Reception—18 (12-19-93 vs. Houston)

Kickoff Returns—4 (12-19-93 vs. Houston, 12-26-93 vs. Seattle)
Yards Kickoff Returns—62 (12-26-93 vs. Seattle)
Longest Kickoff Return—22' (12-26-93 vs. Seattle)



KEVIN HENRY—DE

76

(Pronounced KEE-vin)

HEIGHT—6-4

WEIGHT—275

COLLEGE—Mississippi State

BIRTHDATE—October 23, 1968

BIRTHPLACE—Mound Bayou, Mississippi

HOW ACQUIRED—Draft (4th in 1993)

NFL EXPERIENCE—2nd Year

GAMES PLAYED-STARTED—'93 (12-1)

PRO: Promising young defender who gained valuable experience playing in 12 games as rookie . . . Primarily utilized as a pass-rusher, will have opportunity for more extensive playing time in 2nd season . . . Has good quickness and strength . . . **1993:** Played in 12 of last 14 games including 1 start, finishing with 7 tackles, 1 sack, 1 interception, 1 blocked pass . . . Was inactive for 1st 2 games and played in 3rd before making 1st NFL start week 4 at Atlanta (9/27) at RDE in nickel defense . . . Had 1 solo tackle vs. Falcons and made interception off pass batted by Gerald Williams, setting up FG. Played extensively in dime defense making 2 tackles at Houston (11/28). Got 1st sack at Seattle (12/26). . . Inactive vs. Cleveland (1/2) and in playoffs at Kansas City (1/8). . . Was 108th player drafted overall.

COLLEGE: A 2-year starter . . . As senior RDE made 66 tackles, 3 sacks, 1 interception, 3 forced fumbles . . . Made 47 tackles, 2 sacks as junior . . . Played in every game as sophomore making 6 sacks among 13 tackles. . . Sat out 1989 season to meet NCAA eligibility after redshirting in 1988. . . Majored in sociology.

PERSONAL: Married (Stacy) . . . Lives in Starkville, Miss. . . . Played DE and TE at John F. Kennedy High in native Mound Bayou, Miss., earning all-conference, all-county and county MVP honors . . . Had 53 career receptions for 769 yards, 7 TDs, and was leading tackler as junior . . . Won 3 basketball letters, averaging double figures in points and rebounds . . . Full name: Kevin Lerell Henry.

HENRY'S NFL RECORD

Regular Season

TACKLES	Solo	Asst.	Total	Sp.T.	Sacks	FF	FR
1993 Pittsburgh AFC	4	3	7	0	1	0	0
INTERCEPTIONS	No.	Yds.	Avg.	LG	TD		
1993 Pittsburgh AFC	1	10	10.0	10	0		

Post Season

TACKLES	Solo	Asst.	Total	Sp.T.	Sacks	FF	FR
1993 Pittsburgh AFC	0	0	0	0	0	0	0



JOHN JACKSON—OT

65

HEIGHT—6-6

WEIGHT—293

COLLEGE—Eastern Kentucky

BIRTHDATE—January 4, 1965

BIRTHPLACE—Camp Kwe, Okinawa

HOW ACQUIRED—Draft (10th in 1988)

NFL EXPERIENCE—7th Year

GAMES PLAYED-STARTED—'88 (16-0),

'89 (14-12), '90 (16-16), '91 (16-16), '92 (16-13), '93 (16-16)

CAREER TOTALS: 94-73

PRO: Reliable and consistent blocker who is earning reputation as one of top OTs in NFL . . . Had made 73 starts at LT over last 5 seasons after beginning career as 10th-round draft choice . . . Streak of 78 consecutive games played entering 1994 is 4th-longest on team . . . **1993:** Started all 16 games at LT for 3rd time in 4 seasons, extending games played streak to 78 and starts streak to 24 . . . Earned game ball along with rest of OL vs. San Diego (10/10) after ending Leslie O'Neal's sack streak at 8 games . . . The follow-

ing week vs. New Orleans (10/17) held NFL sack co-leader Renaldo Turnbull sackless . . . Held Bruce Smith without a sack vs. Buffalo (11/15) . . . Started and played entire playoff game at Kansas City (1/8) . . . **1992:** Made 13 starts, extending streak of consecutive games started to 49 . . . Started 1st 5 games before splitting time with Justin Strzelczyk for 3 weeks at midseason . . . Returned to starting lineup for final 8 games in addition to postseason . . . In playoffs vs. Buffalo (1/9) left game in 4th quarter after suffering spinal cord contusion in lower back . . . **1991:** Started all 16 games for 2nd straight year at LT . . . **1990:** Made 16 starts for 1st time in career . . . Was 1 of 3 OL to start all 16 games . . . **1989:** Played in 14 games, starting last 12 at LT . . . Inactive for 1st 2 games with ankle injury suffered in preseason . . . **1988:** Played in all 16 games as rookie, primarily on special teams . . . Drafted with extra choice obtained from Tampa Bay for DB Rick Woods . . . Was 252nd player drafted overall.

COLLEGE: A 3-year starter, served as team co-captain as senior and earned All-Ohio Valley Conference honors . . . Graduated in 1991 with degree in police administration, minor in physical education.

PERSONAL: Married (Joan) with sons Josh (10/2/88) and Jordan (8/6/92) . . . Lives in Cincinnati, Ohio, attended Woodward High . . . Wife Joan majored in data processing and text editing at University of Cincinnati, is now realtor in Cincinnati area . . . Full name: John Jackson.



GARY JONES—S

25

HEIGHT—6-1

WEIGHT—217

COLLEGE—Texas A&M

BIRTHDATE—November 30, 1967

BIRTHPLACE—San Augustine, Texas

HOW ACQUIRED—Draft (9th in 1990)

NFL EXPERIENCE—5th Year

GAMES PLAYED—STARTED—'90 (16-1),

'91 (9-1), '92 (1R), '93 (13-2)

CAREER TOTALS: 38-4

PRO: Versatile and productive athlete who plays regularly in dime defense and contributes to special teams . . . A hard hitter and tough defender . . . Has played in 38 games with 4 starts and made 3 interceptions in 3 seasons of play . . . Missed all of 1992 following reconstructive knee surgery . . . **1993:** Started 2 of 13 games played, both in dime defense, and made 34 tackles on defense, 2 interceptions, 6 tackles on special teams . . . Inactive for 1st 2 games with strained hamstring . . . Led team with 3 special teams tackles vs. San Diego (10/10), followed by 3 defensive tackles vs. New Orleans (10/17), 3 vs. Buffalo (11/15) . . . Started at Houston (11/28) and vs. Houston (12/19) in dime defense, making 5 and 10 tackles, respectively . . . Got 2 interceptions vs. New England (12/5) . . . In playoffs at Kansas City (1/8) made 2 tackles on defense, 2 on special teams . . . **1992:** Missed entire season after injuring left knee Aug. 12, 4 days after starting at FS in preseason opener . . . Went on injured reserve Aug. 25 and underwent reconstructive surgery Aug. 31 . . . **1991:** Played in 9 of last 10 games after spending 1st 7 weeks on injured reserve with broken left forearm suffered in preseason opener vs. Washington (8/4) . . . Activated Oct. 17, finishing with 16 tackles, 1 interception, 2 special teams tackles . . . Made 5 solo stops at Cincinnati (11/10), 1st NFL interception vs. Cincinnati (12/15) . . . Lone start came vs. Houston (11/24) in dime defense . . . **1990:** Played in all 16 games and made 9 defensive tackles, 5 on special teams . . . Started vs. Houston (9/16) for 1st NFL start . . . Was 239th player drafted overall.

COLLEGE: A 3-year starter at CB and FS . . . Made 52 tackles, 1.5 sacks as senior FS . . . As junior had 62 tackles, missing 1 game with broken thumb . . . Made 2 interceptions, 47 tackles as sophomore CB . . . Majored in sociology.

PERSONAL: Married (Tina) . . . Lives in Dallas, Tex. . . . Was academic All-America and member of student council at John Tyler (Tex.) High . . . As QB threw for 1,081 yards, 11 TDs to earn all-district and All-East Texas honors . . . Full name: Gary DeWayne Jones.

JONES' NFL RECORD

JONES' NFL RECORD							
Regular Season							
INTERCEPTIONS	No.	Yds	Avg.	LG	TD		
1990 Pittsburgh AFC	0	0	0.0	0	0		
1991 Pittsburgh AFC	1	0	0.0	0	0		
1993 Pittsburgh AFC	2	11	5.5	11	0		
NFL Totals—4 years	3	11	3.7	11	0		
TACKLES	Solo	Asst.	Total	Sp.T.	Sacks	FF	FR
1990 Pittsburgh AFC	9	0	9	5	0	1	0
1991 Pittsburgh AFC	14	2	16	2	0	0	0

1993 Pittsburgh AFC	24	10	34	6	0	0	0
NFL Totals—4 years	47	12	59	13	0	1	0
Post Season							
TACKLES	Solo	Asst.	Total	Sp.T.	Sacks	FF	FR
1993 Pittsburgh AFC	2	0	2	2	0	0	0

JONES' SINGLE GAME CAREER HIGHS

Regular Season

Interceptions—2 (12-5-93 vs. New England)



VICTOR JONES—FB

30

HEIGHT—5-8

WEIGHT—215

COLLEGE—Louisiana State

BIRTHDATE—December 5, 1967

BIRTHPLACE—Baton Rouge, Louisiana

HOW ACQUIRED—Veteran Free Agent (1993)

NFL EXPERIENCE—5th Year

GAMES PLAYED—STARTED—'90 (10-0).

'91 (14-0), '92 (16-1), '93 (16-0)

CAREER TOTALS: 56-1

STEELERS TOTALS: 16-0

PRO: Special teams standout who signed as veteran free agent 5 days before start of 1993 season and finished as leading tackler on special teams . . . Spent 1st 2 NFL seasons with Houston Oilers followed by 1 with Denver Broncos . . . Began NFL career as undrafted rookie with Oilers in 1990 . . . Has made 31 special teams tackles in career . . . **1993:** Signed with Giants April 20, waived Aug. 23 . . . Signed with Steelers Aug. 31 and played in all 16 games on special teams before suffering pectoral injury vs. Cleveland (1/2) . . . Led team with 15 special teams tackles . . . Earned special teams game ball with 3 tackles vs. New Orleans (10/17) . . . Added 3 tackles vs. New England (12/5) to share team lead with 13 tackles for season . . . Picked up 1 tackle each vs. Houston (12/19) and at Seattle (1/26) . . . Injured pectoral muscle in 1st half vs. Cleveland (1/2) and went on injured reserve Jan. 4 for postseason . . . **1992:** Claimed off waivers Sept. 1 by Broncos after being waived at end of training camp by Oilers . . . Played in all 16 games with 1 start . . . Had no carries but made 3 receptions for 17 yards . . . Made 3 special teams tackles at Seattle (11/30) . . . Got 1st NFL start in season finale at Kansas City (12/27) . . . **1991:** Signed with New England April 1 as Plan B free agent . . . Was waived by Patriots Aug. 26 but returned to Oilers Sept. 4 following season opener . . . Played in 14 games on special teams, making 8 tackles . . . Inactive at Washington (11/3) with sprained ankle . . . **1990:** Signed by Oilers as rookie free agent May 25 . . . Spent first 4 weeks of regular season on practice squad before being activated Oct. 2 when Mike Rozier was released . . . Saw action in 10 games and had 14 carries for 75 yards . . . Made 3 tackles on special teams . . . Gained 36 yards on 5 carries vs. Cincinnati (10/14) . . . Replaced injured Allen Pinkett vs. Cleveland (12/9) and ran 9 times for 39 yards.

COLLEGE: Started 23 of 42 games played over 4 seasons, finishing with 175 carries for 646 yards, 11 TDs . . . Added 12 receptions for 106 yards . . . As sophomore posted career-best 272 rushing yards on 69 carries with 7 TDs . . . Majored in general studies.

PERSONAL: Married (Stacey) with son Victor and daughter Lauren . . . Lives in Dallas, Tex. . . In Zachary, La. has adopted 2 elementary schools . . . Co-owner of Equity Link Mortgage Company in Dallas . . . Attended Zachary (La.) High, lettering in football, track, wrestling and weightlifting . . . Full name: Victor Tyrone Jones.

JONES' NFL RECORD

Regular Season						
RUSHING	Att.	Yds.	Avg.	LG	TD	Fum/Lost
1990 Houston AFC	14	75	5.4	14	0	1/0
1991 Houston AFC	0	0	0.0	0	0	0/0
1992 Denver AFC	0	0	0.0	0	0	0/0
1993 Pittsburgh AFC	0	0	0.0	0	0	0/0
NFL Totals—3 years	14	75	5.4	14	0	1/0
RECEIVING	No.	Yds	Avg.	LG	TD	
1990 Houston AFC	0	0	0.0	0	0	
1991 Houston AFC	0	0	0.0	0	0	
1992 Denver AFC	3	17	5.7	16	0	
1993 Pittsburgh AFC	0	0	0.0	0	0	
NFL Totals—3 years	3	17	5.7	16	0	

Additional statistics: 3 special teams tackles in 1990, 8 in 1991, 5 in 1992, team-leading 15 in 1993; 1 kickoff return for 7 yards in 1991; 2 fumble recoveries in 1992



TIM JORDEN—TE

84

HEIGHT—6-3

WEIGHT—239

COLLEGE—Indiana

BIRTHDATE—October 30, 1966

BIRTHPLACE—Lakewood, Ohio

HOW ACQUIRED—Veteran Free Agent (1992)

NFL EXPERIENCE—5th year

GAMES PLAYED-STARTED—'90 (16-11),

'91 (16-9), '92 (15-4), '93 (16-1)

CAREER TOTALS: 63-25

STEELERS TOTALS: 31-5

PRO: Veteran TE who has played in all 31 games since joining team as veteran free agent a week into 1992 season . . . Spent 1st 2 NFL campaigns with Phoenix Cardinals after beginning career as undrafted rookie . . . Has 24 receptions for 177 yards, 2 TDs . . . Of 25 career starts, 20 were as TE/H-back for Cardinals . . . Can serve as holder for placekicks . . . **1993:** Played in all 16 games with 1 start in 2-TE set . . . Had only catch for 12 yards at Denver (11/21) . . . Made 6 tackles on special teams . . . Had TD catch at Atlanta (9/27) nullified by penalty . . . **1992:** Waived by Cardinals Aug. 31, signed with Steelers Sept. 8 after opening day injuries to Eric Green and Russ Campbell . . . Scored 1st 2 TDs of career with 6 receptions for 28 yards while starting 4 games in 2-TE sets . . . Scored game-winning TD at Detroit (11/15) . . . Made 2-yard TD catch vs. Cleveland (12/27) . . . **1991:** Made career-high 15 receptions for 127 yards in last season for Cardinals, starting 8 games at H-back, 1 at TE . . . Also held for placekicks . . . Had 5 catches for 36 yards vs. Washington (9/15) . . . **1990:** Started 11 of last 13 games after taking over H-back role for injured Ron Wolfley . . . Got 1st NFL reception at New York Giants (10/21) . . . **1989:** Spent entire season on Cardinals' developmental squad after being waived Sept. 5 and re-signing to developmental squad Sept. 6.

COLLEGE: A 2-year starting TE, was honorable mention All-America as senior after making 23 catches for 265 yards . . . As junior had 29 receptions for 337 yards . . . Also handled holds for placekicks all 4 years . . . Graduated in 1989 with B.S. degree in finance.

PERSONAL: Married (Laura) . . . Lives in Phoenix, Ariz. . . . Attended Fenwick High in Middletown, Ohio . . . Named all-state as TE, was freshman starter on state champion basketball team and was all-state in basketball as senior . . . In offseason works in financial planning for New York Life . . . Wife Laura graduated from Indiana with degrees in economics and chemistry, is studying towards master's in chemistry at Arizona State . . . Full name: Timothy Robert Jorden.

JORDEN'S NFL RECORD

Regular Season

RECEIVING	No.	Yds.	Avg.	LG	TD
1990 Phoenix NFC	2	10	5.0	6	0
1991 Phoenix NFC	15	127	8.5	19	0
1992 Pittsburgh AFC	6	28	4.7	8	2
1993 Pittsburgh AFC	1	12	12.0	12	0
NFL Totals—4 years	24	177	7.4	19	2

Additional Statistics: 1 fumble recovery in 1991; 3 special teams tackles in 1992; 6 special teams tackles in 1993

Post Season

RECEIVING	No.	Yds.	Avg.	LG	TD
1992 Pittsburgh AFC	0	0	0.0	0	0
1993 Pittsburgh AFC	0	0	0.0	0	0
NFL Totals—4 years	0	0	0.0	0	0

JORDEN'S SINGLE GAME CAREER HIGHS

Regular Season

Receptions—5 (9-15-91 vs. Washington)

Yards Receiving—36 (9-15-91 vs. Washington)

Longest Reception—19 (12-22-91 vs. New Orleans)

TDs Receiving—1 (11-15-92 vs. Detroit, 11-27-92 vs. Cleveland)



TODD KALIS—G

62

(Pronounced KA-lis)

HEIGHT—6-5½

WEIGHT—296

COLLEGE—Arizona State

BIRTHDATE—May 10, 1965

BIRTHPLACE—Stillwater, Minnesota

HOW ACQUIRED—Unrestricted free agent from Minnesota (1994)

NFL EXPERIENCE—7th Year

GAMES PLAYED-STARTED—'88 (14-0), '89 (16-16), '90 (15-14), '91 (16-8), '92 (0-0), '93 (16-7)

CAREER TOTALS: 77-45

PRO: Signed as an unrestricted free agent from Minnesota on May 20, 1994

Is a contender for a starting position and his versatility gives the team great depth and flexibility in the offensive line. In six years with the Vikings, played in 77 games and started 45. Can also play OT. **1993:**

Played in 16 games and started 11 while alternating between guard and tackle as he bounced back from knee injury. **1992:** Missed the entire season with a knee injury suffered in the final preseason game vs. Washington (8-29)

1991: Played 16 games and started eight and split time at guard in games he did not start. Saw limited action on special teams. **1990:** Started 14

of the 15 games he played. Suffered a sternum injury in opener vs. Kansas City and missed the following week against New Orleans. **1989:** Earned

regular position in second year and started all 16 games to give Vikings a starting guard tandem with Randall McDaniel of former Arizona State play-

ers. Took over for Terry Tausch who signed with San Francisco as a free agent. **1988:** Fourth round draft choice. Was the 17th offensive line-

man, fifth guard and 108th player selected. Played the final 14 games on special teams and as a backup guard and tackle.

COLLEGE: Four year letterman and three year starter. All PAC-10 1st team as a senior. Was recruited as a tight end. Played in 1987 Senior Bowl.

Member of school's powerlifting team. Majored in economics.

PERSONAL: Married (Stephanie) with daughter Brittanie Lauren (11/25/86) and son Kyle Brockton (12/21/93). Lives in Scottsdale, Arizona. Was

an honorable mention All America punter at Thunderbird High in Phoenix.



CRAIG KEITH—TE

87

HEIGHT—6-3

WEIGHT—262

COLLEGE—Lenoir-Rhyne

BIRTHDATE—April 27, 1971

BIRTHPLACE—Raleigh, North Carolina

HOW ACQUIRED—Draft (7th in 1993)

NFL EXPERIENCE—2nd year

GAMES PLAYED-STARTED—'93 (1-0)

PRO: Big TE with good all-around abilities who will have opportunity for extensive playing time in 2nd season. Made roster as 4th TE at deep position last year.

1993: Dressed for 2 games and saw action in 1 as rookie. Was inactive for 1st 6 and last 8 contests as well as playoffs at Kansas

City (1/8). Saw action for 1st time on special teams at Cleveland (10/24).

Dressed but did not play in following game at Cincinnati (11/7). Was 189th player drafted overall.

COLLEGE: A 2-year starter who completed career with 62 receptions for 723 yards, 6 TDs. As senior named honorable mention NAIA Division I

All-America on 1st team All-SAC after making 24 catches for 294 yards in 9 games, missing 1 with knee injury. Had career-high 29 receptions for

326 yards, 4 TDs as junior to get 1st team All-SAC honors. Had 9 catches for 103 yards in 11 games as sophomore. Majored in psychology.

PERSONAL: Single. Lives in Raleigh, N.C., attended Millbrook High. Earned academic all-conference honors as LB and DE. Also played basket-

ball and ran track. Full name: Craig Carlton Keith.

KEITH'S NFL RECORD

Regular Season

RECEIVING	No.	Yds.	Avg.	LG	TD
1993 Pittsburgh AFC	0	0	0.0	0	0

Post Season

RECEIVING	No.	Yds.	Avg.	LG	TD
1993 Pittsburgh AFC	0	0	0.0	0	0



LEVON KIRKLAND—LB

99

(pronounced luh-VON)

HEIGHT—6-1

WEIGHT—255

COLLEGE—Clemson

BIRTHDATE—February 17, 1969

BIRTHPLACE—Lamar, South Carolina

HOW ACQUIRED—Draft (2nd in 1992)

NFL EXPERIENCE—3rd Year

GAMES PLAYED-STARTED—'92 (16-0), '93 (16-13)

CAREER TOTALS: 32-13

PRO: Productive young player who became fulltime starter in 2nd season and finished as team's 2nd-leading tackler . . . A former 2nd-round draft choice, has not missed a game in 2-year career while starting 12 . . . A very powerful and effective player in middle of defense, also makes calls in huddle . . .

1993: Won starting job over veteran David Little and made 12 starts in base defense . . . Finished 2nd to Greg Lloyd with 103 tackles and 4 forced fumbles, adding 1 sack, 2 fumble recoveries including 1 TD . . . Also made 3 special teams tackles . . . Shared team lead with 10 tackles vs. San Francisco (9/5) in 1st NFL start . . . Scored TD on 16-yard return of fumble vs. San Diego (10/10) for game's only TD . . . Got 1st sack the next week vs. New Orleans (10/17), forcing fumble which set up TD . . . Shared team lead with 11 tackles plus 1 special teams tackle at Denver (11/21) . . . Made game-saving tackle at goal line on final play in 17-14 win vs. New England (12/5) . . . Vs. Houston (12/19) did not start in dime defense but replaced injured Greg Lloyd at MLB and made 8 tackles, 1 forced fumble, 1 fumble recovery which set up 4th-quarter TD . . . Forced 2 fumbles vs. Cleveland (1/2) . . . In playoffs at Kansas City (1/8) made team-leading 12 tackles . . . **1992:** Played in all 16 games on special teams, tying for 3rd with 10 tackles . . . Made 2 special teams tackles each at San Diego (9/20) and Cleveland (10/11), 1 in each of 6 other games . . . Batted down pass at line of scrimmage at Buffalo (11/8) . . . Was 38th player drafted overall, 5th among LBs behind Quentin Coryatt, Marco Coleman, Robert Jones and Mark D'Onofrio.

COLLEGE: As 4-year starter at OLB, made 19 sacks to rank 4th in school history . . . Did not miss a game, setting school OLBs record with 43 starts . . . One of 12 Lombardi Award finalists as senior after making 5.5 sacks, 67 tackles to also earn 1st team All-America and All-ACC honors . . . As junior was only underclassman among 5 Butkus Award finalists . . . Finished with 6.5 sacks, 77 tackles, 3 interceptions as sophomore . . . Made 5.5 sacks and 71 tackles as freshman making 7 starts . . . Worked toward degree in sociology at Clemson during off-season.

PERSONAL: Single . . . Lives in Lamar, S.C. . . . Attended Lamar High, earning honorable mention all-state honors playing TE, OLB and KR . . . Also lettered in basketball . . . Full name: Lorenzo Levon Kirkland.

KIRKLAND'S NFL RECORD

TACKLES	Regular Season			Sp.T.	Sacks	FF	FR
	Solo	Asst.	Total				
1992 Pittsburgh AFC	1	4	5	10	0	0	0
1993 Pittsburgh AFC	64	39	103	3	1	4	2
NFL Totals—2 years	65	43	108	13	1	4	2

TACKLES	Post Season			Sp.T.	Sacks	FF	FR
	Solo	Asst.	Total				
1992 Pittsburgh AFC	0	0	0	0	0	0	0
1993 Pittsburgh AFC	11*	2	13*	0	0	0	0
NFL Totals—2 years	11	2	13	0	0	0	0

*Team leader



CARNELL LAKE—SS

37

HEIGHT—6-1

WEIGHT—210

COLLEGE—UCLA

BIRTHDATE—July 15, 1967

BIRTHPLACE—Salt Lake City, Utah

HOW ACQUIRED—Draft (2nd in 1989)

NFL EXPERIENCE—6th Year

GAMES PLAYED-STARTED—'89 (15-15), '90 (16-16), '91 (16-16), '92 (16-16), '93 (14-14)

CAREER TOTALS: 77-77

PRO: Productive component of secondary who consistently plays at All-Pro level . . . Has been regular starter at SS since arriving as 2nd-round draft choice 5 years ago, starting all 77 games played and missing only 3 games in career

Named team's 1989 rookie of the year after converting from college position of LB. Has 6 interceptions, 10 sacks, 10 fumble recoveries. **1993:** Had career highs with 4 interceptions, 5 sacks and 91 tackles, adding 1 forced fumble, 2 fumbles recovered. Got 1st interception in 3 years in opener vs. San Francisco (9/5), setting up FG. Made 10 tackles and forced interception in 50th consecutive start at Los Angeles Rams (9/12) but left game with sprained ankle and was inactive the next week, ending streak of 50 starts. Dressed but did not play at Atlanta (9/27). Made interception and forced fumble vs. New Orleans (10/17), earned defense game ball at Cincinnati (11/7) with 7 tackles, 2 passes defended. Got 6th career sack and 4th vs. Broncos at Denver (11/21), followed by 2 sacks among 8 tackles at Houston (11/28). Made interception, 5 tackles, 4 passes defended vs. New England (12/5). Had excellent game at Miami (12/13) with 1 sack, 1 interception, 1 fumble recovery, 8 tackles, 2 QB pressures. In 75th career start vs. Houston (12/19) recovered fumble and got 5th sack of season. In playoffs at Kansas City (1/8) made 6 tackles. **1992:** Started all 16 games for 3rd straight season, finishing with 85 tackles, 2 sacks, 2 forced fumbles, 2 fumble recoveries. Led team with 12 tackles at Buffalo (11/8) and set up TD with return of fumble vs. Detroit (11/15). Got sacks at Cincinnati (11/29), vs. Seattle (12/6). In playoffs got team's lone sack among 4 tackles vs. Buffalo (1/9). **1991:** Started all 16 games and made 83 tackles to rank 2nd on team, 1 sack, 10 passes defended. Had season-high 11 tackles at Buffalo (9/8). Got sack at Denver (11/3) for 3rd in 3 seasons. **1990:** Tied for 3rd on team with 67 tackles, 1 interception, 11 passes defended, 1 sack, 2 fumbles forced, 1 fumble recovered. Got interception vs. San Diego (10/7) followed by sack the next week at Denver (10/14). Forced fumbles vs. Atlanta (11/4) and Cleveland (12/23), recovering 1 of 8 fumbles by Browns. **1989:** Unanimous choice as Steelers' rookie of year as well as 1st team NFL all-rookie after starting 1st 15 games. Had more starts than any other Steelers rookie, finishing with 70 tackles. Also led team with 5 fumble recoveries, made 5 special teams tackles. Named AFC defensive player of week at Cleveland (10/15) with interception, fumble recovery, 5 solo tackles. Got 1st NFL sack at Denver (11/5), recovered 2 fumbles vs. San Diego (11/19), set up TD on return with fumble recovery and lateral at Miami (11/26). Sat out season finale at Tampa Bay (12/24) with bruised chest, returning to start both playoff games. In playoffs made 8 tackles at Houston (12/31), 7 at Denver (1/7). Was 34th player drafted overall, 5th DB and 1st in 2nd round behind Deion Sanders, Donnell Woolford, Steve Atwater and Louis Oliver.

COLLEGE: A 3-year starter at OLB, made 24.5 sacks, 275 tackles (165 solo), 5 fumble recoveries, 1 interception. Named first team All-America and All-PAC 10 as senior with 78 tackles, 4.5 sacks. As junior made 13 sacks to lead PAC 10, career-high 53 solo tackles among 88 total. Had 4 sacks, 75 tackles as sophomore in 1st year as starter. Graduated in June, 1993 with degree in political science.

PERSONAL: Married (Monica). Lives in Pittsburgh. An honorable mention All-America by The Sporting News and Adidas/Scholastic Coach as RB and OLB for Culver City High in Inglewood, Cal. Rushed for 956 yards, 12 TDs in 1st 5 games of senior year before dislocating elbow. Was inducted into Culver City High Hall of Fame on June 7, 1991 and has established \$1500 scholarship fund at alma mater. Father (Eugene) is from nearby Midland, Pa. Attended real estate school in off-season. Full name: Carnell Augustine Lake.

LAKE'S NFL RECORD

Regular Season

INTERCEPTIONS	No.	Yds.	Avg.	LG	TD
1989 Pittsburgh AFC	1	0	0.0	0	0
1990 Pittsburgh AFC	1	0	0.0	0	0
1991 Pittsburgh AFC	0	0	0.0	0	0
1992 Pittsburgh AFC	0	0	0.0	0	0
1993 Pittsburgh AFC	4	31	7.8	26	0
NFL Totals—5 years	6	31	5.2	26	0

TACKLES	Solo	Asst.	Total	Sp.T.	Sacks	FF	FR
1989 Pittsburgh AFC	63	7	70	5	1	2	5*
1990 Pittsburgh AFC	57	10	67	2	1	2	1
1991 Pittsburgh AFC	70	13	83	0	1	0	0
1992 Pittsburgh AFC	66	19	85	0	2	2	2
1993 Pittsburgh AFC	77	14	91	0	5	1	2
NFL Totals—5 years	333	63	396	7	10	7	10

Post Season

TACKLES	Solo	Asst.	Total	Sp.T.	Sacks	FF	FR
1989 Pittsburgh AFC	10*	5	15*	0	0	0	0
1992 Pittsburgh AFC	4	0	4	0	1	0	0
1993 Pittsburgh AFC	4	2	6	0	0	0	0
NFL Totals—5 years	18	7	25	0	1	0	0

*Team leader



GREG LLOYD—LB

95

HEIGHT—6-2

WEIGHT—226

COLLEGE—Fort Valley State

BIRTHDATE—May 26, 1965

BIRTHPLACE—Miami, Florida

HOW ACQUIRED—Draft (6th in 1987)

NFL EXPERIENCE—8th Year

GAMES PLAYED—STARTED—'87 (IR), '88 (9-4), '89 (16-16), '90 (15-14), '91 (16-16), '92 (16-16), '93 (15-15)

CAREER TOTALS: 87-81

PRO: Defensive leader who was top tackler last year and voted a starter in Pro Bowl . . . A 3-time Pro Bowl selection, former team MVP (1991) and 2-time team sack leader (1989, '92) . . . Has 32.5 career sacks to lead active Steelers and rank 7th in team history . . . Entering 1994 is tied for 4th among active Steelers with 81 starts in 87 games played . . . Has forced 16 fumbles last 3 seasons, leading team each year . . . Now in 6th year as starter, began NFL career as 6th-round draft choice and missed 1st 1-1/2 seasons with knee injuries . . . Is 5th LB in Steelers history to play in 3 Pro Bowls . . . Nominated for 1994 Byron "Whizzer" White Humanitarian Award . . . **1993:** Named Pro Bowl starter after leading team in tackles for 1st time with 111, including 6 sacks, and in forced fumbles with 5 . . . Started 15 games, missing week 17 at Seattle (12/26) with hamstring injury which ended streak of 47 straight starts . . . Made 16 tackles in 1st 2 games before earning defense game ball vs. Cincinnati (9/19) with sack, team-high 8 tackles . . . Got 14 tackles and fumble recovery at Atlanta (9/27) . . . Named AFC defensive player of week and got defense game ball vs. San Diego (10/10) with sack, team-leading 11 tackles and 2 forced fumbles, 1 of which was returned by Levon Kirkland for game's only TD . . . Shared lead with 8 tackles vs. New Orleans (10/17) before getting sack and forced fumble at Cleveland (10/24) . . . Tackle leader at Cincinnati (11/7) with 8, at Houston (11/28) with 12 while starting at MLB in dime defense . . . Named AFC defensive player of week for 2nd time at Miami (12/13) with 2 sacks, 7 tackles . . . Strained L hamstring vs. Houston (12/19) and was inactive at Seattle (12/26) . . . Returned to start vs. Cleveland (1/2) and forced 2 fumbles which set up 2 FGs in addition to 1 sack to move to 7th in team history . . . In playoffs at Kansas City (1/8) made 1 sack among 3 tackles . . . **1992:** Led team in sacks (6.5), fumbles forced (5) and fumbles recovered (3) to earn 2nd trip to Pro Bowl as "need" player . . . Had interception at San Diego (9/20), 13 tackles at Green Bay (9/27), including 1/2 sack, 1 forced fumble . . . Had forced fumble and sack among 9 tackles vs. Cincinnati (10/19) followed by 2 sacks at Kansas City (10/25) for 4th multiple-sack game of career . . . Made 8 solo stops and forced 2 fumbles at Buffalo (11/8), followed by forced fumble, blocked pass and 5 tackles vs. Detroit (11/15) . . . Had 2 sacks at Chicago (12/13) for 2nd 2-sack game of year . . . **1991:** As need player became 8th LB under Chuck Noll to play in Pro Bowl, joining Andy Russell, Henry Davis, Jack Ham, Jack Lambert, Robin Cole, Mike Merriweather and David Little . . . Was 3rd on team with 76 tackles, 2nd with 8 sacks, led team with 6 forced fumbles, shared lead with 2 fumbles recovered, and added 1 interception . . . Also handled long-snapping duties on punts for 4 games . . . Had 2 sacks, fumble recovery in opener vs. San Diego (9/1) . . . Got interception vs. New England (9/15), followed by a sack in each of next 2 games at Philadelphia (9/22) and Indianapolis (10/6) . . . Earned game ball in OT win at Cincinnati (11/10) with 2 sacks, 8 tackles, forced and recovered fumble which set up winning TD in OT . . . Forced 3 fumbles in next 5 weeks and added sack vs. Cincinnati (12/15) . . . Capped season with 9 tackles vs. Cleveland (12/22) . . . Led or shared team lead in sacks all season until 4-sack outing by Jerrol Williams in final game . . . **1990:** In 14 starts made 4.5 sacks, 62 tackles, 1 interception, 1 forced fumble . . . Had sack in opener at Cleveland (9/9), another along with forced fumble vs. San Diego (10/7), and got interception vs. Cincinnati (12/2) . . . Sat out game 15 vs. Cleveland (12/23) with ankle sprain but made 7 tackles in finale at Houston (12/30) . . . **1989:** Team sack leader with 7, 2nd-leading tackler with 92 after starting all 16 games for 1st time . . . Added career-high 3 interceptions, 3 fumble recoveries . . . Made 4 sacks in last 4 games including 2 vs. Houston (12/3) . . . Had 11 solo tackles at Denver (11/5), interceptions vs. Chicago (11/12) and at Miami (11/26) . . . Won game ball at New York Jets (12/10)

ACTIVE STEELERS IN THE PRO BOWL

Eight active Steelers have been selected to play in the AFC-NFC Pro Bowl, including 1994 first-timer Eric Green. The active Steelers with Pro Bowl experience are PK Gary Anderson (3), C Dermotti Dawson (2), RB Barry Foster (2), TE Eric Green (1), G Carlton Haselrig (1), LB Greg Lloyd (3), QB Neil O'Donnell (1), and CB Rod Woodson (5). Additionally, LB Kevin Greene played in the 1990 Pro Bowl while with the Los Angeles Rams.

with 8 tackles, 1 interception, 1 sack . . . **1988:** Spent 1st 7 weeks on injured reserve after suffering knee injury in pre-season game vs. Philadelphia (8/14) and undergoing arthroscopic surgery Aug. 15 . . . Activated Oct. 22 and played in 1st NFL game vs. Denver (10/23) . . . Played in last 9 games with 4 starts, finishing with 33 tackles, 1/2 sack, 2 forced fumbles while playing ROLB . . . Made 1st NFL start vs. Philadelphia (11/13), got 1/2 sack the next week at Cleveland (11/20) . . . Forced 2 fumbles vs. Miami (12/18) . . . **1987:** Spent rookie year on injured reserve with knee injury suffered on 2nd day of training camp (July 27) . . . Underwent reconstructive surgery Aug. 7, went on injured reserve Aug. 28 . . . Was 150th player drafted overall, 30th among LBs.

COLLEGE: A 3-time team MVP, 3-time All-SIAC, 1986 SIAC defensive player of the year and team captain . . . Was team's tackle leader each of last 2 seasons . . . As junior had 97 tackles, 16 sacks, 2 interceptions, 2 fumble recoveries, 1 blocked punt . . . Majored in electrical engineering.

PERSONAL: Married (Rhonda) with son Gregory Lenard II (2/10/89) and daughter Tiana Cassandra (5/17/92) . . . Lives in Fayetteville, Ga. . . Graduated 28th in class of 250 from Peach County (Ga.) High . . . Has 7 brothers and sisters . . . In 1988 was Steelers' recipient of Ed Block Courage Award . . . Very active in the community including leading weekly player visits to Children's Hospital . . . Earned black belt degree in Taekwondo in June of 1993 . . . Wife Rhonda is on national board of NAACP . . . Appeared with Rhonda in Steelers United Way commercial in 1992-93 . . . Received 1994 Pittsburgh YMCA Man of Year Award . . . Full name: Gregory Lenard Lloyd

LLOYD'S NFL RECORD

INTERCEPTIONS	Regular Season				
	No.	Yds.	Avg.	LG	TD
1989 Pittsburgh AFC	3	49	16.3	31	0
1990 Pittsburgh AFC	1	9	9.0	9	0
1991 Pittsburgh AFC	1	0	0.0	0	0
1992 Pittsburgh AFC	1	35	35.0	35	0
1993 Pittsburgh AFC	0	0	0.0	0	0
NFL Totals—7 years	6	93	15.5	35	0

TACKLES	Regular Season						
	Solo	Asst.	Total	Sp.T.	Sacks	FF	FR
1988 Pittsburgh AFC	24	9	33	0	0.5	2	1
1989 Pittsburgh AFC	82	10	92	0	7*	1	3
1990 Pittsburgh AFC	55	7	62	0	4.5	1	0
1991 Pittsburgh AFC	64	12	76	1	8	6*	2
1992 Pittsburgh AFC	66	30	96	0	6.5*	5*	3*
1993 Pittsburgh AFC	67	44	111*	0	6	5*	1
NFL Totals—7 years	358	112	470	1	32.5*	20	10

TACKLES	Post Season						
	Solo	Asst.	Total	Sp.T.	Sacks	FF	FR
1989 Pittsburgh AFC	9	1	10	0	0	0	0
1992 Pittsburgh AFC	3	2	5	0	0	0	0
1993 Pittsburgh AFC	3	0	3	0	1	0	0
NFL Totals—7 years	15	3	18	0	1	0	0

*Team leader

LLOYD'S SINGLE GAME CAREER HIGHS

Regular Season

Sacks—2 (6 times, last time 12-13-93 vs; Miami)

LINEBACKER LEGACY

The Steelers had at least one linebacker named to the AFC roster in every Pro Bowl for 17 years, from 1971-1987. David Little earned his first Pro Bowl trip in 1991 to end a three-year drought for Steelers linebackers, and Greg Lloyd has made Pro Bowl appearances each of the last three years.

1971-Andy Russell	1981-Jack Ham, Jack Lambert
1972-Andy Russell	1982-Jack Lambert
1973-Henry Davis, Andy Russell	1983-Jack Lambert
1974-Jack Ham, Andy Russell	1984-Jack Lambert
1975-Jack Ham, Andy Russell	1985-Robin Cole, Mike Merriweather
1976-Jack Ham, Jack Lambert	1986-Mike Merriweather
Andy Russell	1987-Mike Merriweather
1977-Jack Ham, Jack Lambert	1991-David Little
1978-Jack Ham, Jack Lambert	1992-Greg Lloyd
1979-Jack Ham, Jack Lambert	1993-Greg Lloyd
1980-Jack Ham, Jack Lambert	1994-Greg Lloyd



DUVAL LOVE—G

67

HEIGHT—6-3

WEIGHT—285

COLLEGE—UCLA

BIRTHDATE—June 24, 1963

BIRTHPLACE—Los Angeles, California

HOW ACQUIRED—Plan B Free Agent (1992)

NFL EXPERIENCE—10th Year

GAMES PLAYED-STARTED—'85 (6-0), '86 (16-0), '87 (10-4), '88 (15-15), '89 (15-1), '90 (16-16), '91 (16-13), '92 (16-16), '93 (16-16)

CAREER TOTALS: 126-83

STEELERS TOTALS: 32-32

PRO: Productive veteran who has started all 32 games at LG since joining team as Plan B free agent on March 16, 1992. . . Spent 1st 7 NFL seasons with Los Angeles Rams after beginning career as 10th-round draft choice

Was Rams teammate for 7 seasons with Kevin Greene. . . Has played in 126 games and started 81 including 32 games and starts with Steelers

Has also started 2 postseason games for Steelers. . . **1993:** Was starter at LG for all 16 games for 2nd time with Steelers, 3rd time in career. . . Sat out last 3 preseason games after undergoing appendectomy Aug. 11, but played virtually every offensive snap of season. . . Received game ball along with rest of OL vs. San Diego (10/10). . . Started playoff game at Kansas City (1/8). . . **1992:** Started every game in 1st season with Steelers after winning job in training camp. . . Played every offensive snap including in playoffs vs. Buffalo (1/9). . . **1991:** Played in all 16 games with 13 starts for Rams

. . . Started at RT vs. San Francisco (9/22) and Green Bay (9/29). . . Moved to RG to start last 11 games for injured Joe Milinichik. . . **1990:** Made 15 starts at RG, 1 at RT for injured Jackie Slater at Tampa Bay (9/16). . . **1989:** Played in 15 games, all except vs. Indianapolis (9/17). . . Started in regular season finale at New England (12/24) in addition to all 3 playoff games

. . . **1988:** Took over for retired Dennis Harrah to start 15 games at RG. . . Sat out week 5 vs. Phoenix (10/2) with sprained foot. . . **1987:** Spent 1st 2 weeks on injured reserve with knee injury. . . Played in 10 games, starting 4 at RG for injured Harrah. . . **1986:** Played in all 16 games as backup at both OT slots. . . **1985:** Began season on injured reserve with shoulder injury

Activated to play in 5 games before reinjuring shoulder, spending last 6 weeks on injured reserve. . . Was 274th player drafted overall.

COLLEGE: Three-year starter and 2-time All-Pac Ten selection. . . Named team captain in 1984. . . Graduated with degree in history.

PERSONAL: Married (Kelly) with sons Taylor (4/27/92) and Tanner (1/26/94). . . Lives in Las Vegas. . . Attended Fountain Valley (Calif.) High. . . Hosts annual golf tournament for Huntington Valley (Calif.) Boys & Girls Clubs. . . Is intern for Reebok in team sales during off-season. . . Full name: Duval Lee Love.



RICO MACK—LB

56

HEIGHT—6-4

WEIGHT—239

COLLEGE—Appalachian State

BIRTHDATE—February 22, 1971

BIRTHPLACE—Statham, Georgia

HOW ACQUIRED—First Year Free Agent (1993)

NFL EXPERIENCE—1st Year

GAMES PLAYED-STARTED—'93 (8-0)

PRO: Promising young prospect who played in 8 games in 1st NFL season last year. . . A backup at OLB as well as a contributor to special teams

Began career as undrafted rookie with Chicago Bears in 1992 training camp. . . **1993:** Played in 8 of last 9 games after spending 1st 7 weeks of season on practice squad. . . Signed to practice squad Aug. 31 after being waived on final cuts by Bears. . . Moved to active roster Nov. 1 following season-

ending knee injury to Jerry Olsavsky. . . In 1st game made 2 special teams tackles at Cincinnati (11/7) to earn special teams game ball. . . Saw 1st action on defense for 7 plays at Denver (11/21) and made 2 tackles. . . In playoffs at Kansas City (1/8) led team with 3 special teams tackles.

COLLEGE: Started 36 consecutive games, finishing as 4th-leading tackler in school history with 347 including 12.5 sacks, 29.5 tackles for loss. . . As senior made 5 sacks, 11 tackles for loss. . . Named team's defensive player of year as junior with 111 tackles in 12 starts. . . Unanimous choice to all-conference team with 4 interceptions, including school-record 100-yard return vs. James Madison, and 4 sacks as sophomore. . . Majored in psychology

PERSONAL: Single. . . Lives in Statham, Ga. . . Earned 3 football letters at Winder Barrow High in Statham. . . Full name: Rico Rodriguez Mack.

MACK'S NFL RECORD

Regular Season

TACKLES	Solo	Asst.	Total	Sp.T.	Sacks	FF	FR
1993 Pittsburgh AFC	2	0	2	3	0	0	0

Post Season

TACKLES	Solo	Asst.	Total	Sp.T.	Sacks	FF	FR
1993 Pittsburgh AFC	0	0	0	3	0	0	0



ERNIE MILLS—WR

89

HEIGHT—5-11

WEIGHT—191

COLLEGE—Florida

BIRTHDATE—October 28, 1968

BIRTHPLACE—Dunnellon, Florida

HOW ACQUIRED—Draft (3rd in 1991)

NFL EXPERIENCE—4th Year

GAMES PLAYED—STARTED—91 (16-2),

'92 (16-4), '93 (14-5)

CAREER TOTALS: 46-11

PRO: Gifted athlete with excellent speed . . . Primarily playing as 3rd WR, has made 62 catches for 848 yards, 5 TDs in last 3 seasons . . . Also had 25 tackles on special teams 1st 2 years . . . Has started 11 of 46 games played

1993: Made career-high 5 starts while playing in 14 games, finishing with 29 receptions for 386 yards, 1 TD . . . Also had 3 runs off reverses for 12 yards . . . Had 4 catches for 63 yards at Los Angeles Rams (9/12) . . . Scored TD on 3-yard catch vs. Cincinnati (9/19) in 1st start . . . Had receptions in 9 straight games (games 7-15) including career-high 6 for 86 yards at Houston (11/28) in starting role . . . Last 2 starts came vs. Houston (12/19) and at Seattle (12/26), making 2 catches in each for 39 and 13 yards before being inactive vs. Cleveland (1/2) with sprained knee . . . In playoffs at Kansas City (1/8) scored TD on 26-yard pass in 2nd quarter for 17-7 lead, finishing with 4 receptions for 60 yards . . . **1992:** Made career-high 30 catches for 383 yards, sharing lead for receiving TDs with 3 despite just 4 starts . . . Added 10 special teams tackles . . . Had 3 catches for 52 yards vs. Cincinnati (10/19) after getting 6 in 1st 5 games . . . Made 13 receptions in 4-game stretch at mid-season with 4 for 61 vs. Houston (11/1), 1 for a 12-yard TD at Buffalo (11/8), 4 for 43 including TD vs. Detroit (11/15), 4 for 36 vs. Indianapolis (11/22) . . . Scored 3rd TD on 19-yard catch vs. Seattle (12/6), finishing with 7 catches in last 4 games . . . Led team with career-high 8 receptions for 93 yards in playoff game vs. Buffalo (1/9) . . . **1991:** Started 2 games and played in 16, finishing with 3 catches for 79 yards, 1 TD . . . Also scored TD on unusual punt return, made 11 KORs for 284 yards, (25.8) and led team with 15 tackles on special teams . . . Scored 1st NFL TD vs. New England (9/15) by scooping up ball in endzone after Patriots punt hit blocking back . . . Had 2 catches for 65 yards, 1 TD at Cincinnati (11/10) . . . Was 11th WR and 73rd player drafted overall.

COLLEGE: Finished career with 81 receptions for 1,585 yards, 15 TDs. Caught 10 TD passes as senior for most in school history since Cris Collinsworth's 9 in 1978, totalling 41 catches for 770 yards . . . Made 19 catches for 404 yards and 3 TDs as junior . . . In 5 starts as sophomore caught 9 passes for 153 yards after making 12 receptions for 258, 2 TDs as freshman . . . Graduated in Dec., 1990 with degree in sports administration/exercise and sport science.

PERSONAL: Single . . . Lives in Dunnellon, Fla., and attended Dunnellon High . . . Was 2nd-team all-state as senior DB with 53 tackles, 8 interceptions, also gaining 414 rushing yards as RB . . . Had 3.2 GPA . . . Full name: Ernest Lee Mills III

MILLS' NFL RECORD

Regular Season

RECEIVING	No.	Yds.	Avg.	LG	TD
1991 Pittsburgh AFC	3	79	26.3	35t	1
1992 Pittsburgh AFC	30	383	12.8	22	3
1993 Pittsburgh AFC	29	386	13.3	30	1
NFL Totals—3 years	62	848	13.7	35t	5

RUSHING	Att.	Yds.	Avg.	LG	TD
1993 Pittsburgh AFC	3	12	4.0	19	0

KICKOFF RETURNS	No.	Yds.	Avg.	LG	TD
1991 Pittsburgh AFC	11	284	25.8	54	0
1992 Pittsburgh AFC	1	11	11.0	11	0
1993 Pittsburgh AFC	0	0	0.0	0	0
NFL Totals—3 years	12	295	24.6	54	0

Additional Statistics: 1 punt return for 0 yards, TD in 1991; 15 special teams tackles (team leader) in 1991; 10 special teams tackles in 1992.

RECEIVING	Post Season			LG	TD
	No.	Yds.	Avg.		
1992 Pittsburgh AFC	8*	93*	11.6	20	0
1993 Pittsburgh AFC	4	60	15.0	26t	1
NFL Totals—3 years	12	153	12.8	26t	1

MILLS' SINGLE GAME CAREER HIGHS

Regular Season

Receptions—6 (11-28-93 vs. Houston)

Yards Receiving—86 (11-28-93 vs. Houston)

Longest Reception—35t (from O'Donnell 11-10-91 vs. Cincinnati)

TDs Receiving—1 (5 times, last time 9-19-93 vs. Cincinnati)

Kickoff Returns—4 (11-17-91 vs. Washington)

Yards Kickoff Returns—91 (11-17-91 vs. Washington)

Longest Kickoff Return—54 (9-8-91 vs. Buffalo)

Post Season

Receptions—8 (1-9-93 vs. Buffalo)

Yards Receiving—93 (1-9-93 vs. Buffalo)

Longest Reception—26t (1-8-94 from O'Donnell vs. Kansas City)

TDs Receiving—1 (1-8-94 vs. Kansas City)

*Team leader



NEIL O'DONNELL—QB

14

HEIGHT—6-3

WEIGHT—226

COLLEGE—Maryland

BIRTHDATE—July 3, 1966

BIRTHPLACE—Morristown, New Jersey

HOW ACQUIRED—Draft (3rd in 1990)

NFL EXPERIENCE—5th Year

GAMES PLAYED-STARTED—'90 (0-0), '91 (12-8), '92 (12-12), '93 (16-15)

CAREER TOTALS: 40-35

PRO: Steady and consistent field general who is quiet leader of offense . . . A 1-time Pro Bowl performer, has started 37 of team's last 44 games including postseason and posted 21-16 overall record as starter including 21-14 in regular season, 18-9 the last 2 years . . . Owner of 6 all-time team passing records for highest career passer rating (80.6), highest completion percent for career (56.3%), season (59.1%) and game (84.0%), and most pass attempts (486) and completions (270) in a season . . . For career has 38 TD passes and 23 interceptions, completing 611 of 1,085 (56.3%) for 7,454 yards . . . Entering 1994 season ranks 6th in team history for career passing yards, 6th in attempts, 5th in completions and 6th in TD passes . . . **1993:** Threw for 3,208 yards, completing 270 of 486 passes with 14 TDs, all career-highs despite playing entire season with tendinitis in throwing elbow . . . Yardage total of 3,208 was best by a Steeler since 1980 and 3rd-best in team history, while attempts and completions were single season team records . . . Passer rating of 79.5 ranked 8th in AFC while 7 Ints. tied for 3rd-fewest among AFC qualifiers . . . Started last 15 games after sitting out last 3 weeks of preseason and 1st half of opener vs. San Francisco (9/5) with tendinitis in elbow . . . Broke team record by completing 84.0% (21/25) vs. Cincinnati (9/19) for 189 yards, 3 TDs for 2nd 3-TD game of career . . . The next week threw 2 TD passes and completed 76.0% (19/25) for 259 yards in 45-17 win at Atlanta (9/27) . . . Had career-high 355 yards on 25 completions at Cleveland (10/24) for 2nd 300-yard game of career . . . Connected with Eric Green for 71-yard TD pass at Cincinnati (11/7) while throwing for 244 yards . . . Had career-high 43 pass attempts at Seattle (12/26), completing 20 for 285 yards . . . In playoffs at Kansas City (1/8) was 23 of 42 for 286 yards, 3 TDs, breaking team postseason record for pass attempts in a game . . . **1992:** Played in 1st Pro Bowl for injured Jim Kelly . . . Won starting job in preseason duel with Bubby Brister and made 12 starts (9-3) . . . Missed 1 game with hamstring injury, last 3 with cracked right fibula . . . Posted 83.6 passer rating to rank 3rd in AFC and 8th in NFL, completing 185 of 313 passes (59.1%) for 2,283 yards with 13 TDs, 9 Ints. . . Elevated career passer rating to 81.1, topping team record of 71.1 by Terry Bradshaw . . . Also broke team career completion pct. record with 56.9%, eclipsing Brister's mark of 52.4%, and set single season team record for completion pct. with 59.1%, topping 57.7% by Bradshaw . . . Led team to 3-0 start with 2 TD passes each at Houston (9/6) and San Diego (9/20), completing 60.9% and 70.8% of passes in those 2 games . . . Completed 78.1% (25/32) at Cleveland (10/11), followed by season high 287 yards and 2 TDs on 23-of-37 outing on Monday night vs. Cincinnati (10/19) which began stretch of 5 games with 8 TD passes . . . Suffered

strained hamstring vs. Detroit (11/15) and was inactive the next week vs. Indianapolis (11/22) . . . Returned to start next 2 games, getting wins at Cincinnati (11/29) and vs. Seattle (12/6) . . . In Seattle game threw 3 Ints. for first time in career before cracking right fibula in 3rd quarter when sacked by Joe Nash . . . Was inactive for last 3 regular season games, returning to start playoff game vs. Buffalo (1/9) and completing 15 of 29 for 163 yards with 2 Ints. in first postseason action . . . **1991:** Ranked 7th in AFC with passer rating of 78.8 after making 1st 8 NFL starts . . . Finished with 156 completions on 286 attempts (54.5%) for 1,963 yards with 11 TDs, 7 Ints. . . Also carried 18 times for 82 yards, 1 TD . . . On opening day vs. San Diego (9/1) threw 1st NFL TD pass of 89 yards to Dwight Stone . . . In Monday night game vs. New York Giants (10/14) relieved ailing Brister in middle of 3rd quarter with 20-0 deficit, tying game at 20-20 late in 4th quarter. Completed 11 of 21 for 152 yards and 2 TDs, tying score with 50 seconds left before Giants won on FG in last 4 seconds . . . Vs. Seattle (10/20) made first of 8 straight starts, completing 14 of 22 (63.6%) for 184 yards with 57-yard TD to Stone . . . Got 1st win as starter at Cincinnati (11/10) in 33-27 overtime decision. Threw for 309 yards and 3 TDs with 24-of-39 performance (61.5%), hitting Green with 26-yard TD pass 6:32 into overtime for win . . . The next week was 23 of 36 (63.9%) for 289 yards with 2 TDs and 1 Int. vs. eventual Super Bowl champion Washington (11/17) . . . Gained 2nd win as starter vs. Houston (11/24) despite season-low 41.1% completion rate (12/29) for 155 yards . . . Struggled in last 2 starts at Dallas (11/28) and Houston (12/8), completing 33 of 66 for 355 yards with 0 TDs, 1 Int., and 10 sacks . . . **1990:** Spent season on roster as 3rd QB but was inactive for every game except at Denver (10/14), at San Francisco (10/21) and vs. Cleveland (12/23) . . . Was 70th player drafted overall and 5th QB, following Jeff George, Andre Ware, Tom Hodson, and Peter Tom Willis . . . First and highest-drafted Steelers QB since Brister was 67th player taken, also on 3rd round, in 1986.

COLLEGE: Completed career ranked 2nd to Boomer Esiason in school history, completing 387 of 658 passes (58.8%) for 4,989 yards with 26 TDs, 21 Ints. . . As senior was 156 of 280 (55.9%) for 2,103 yards with 10 TDs and 4 Ints. to rank 5th in ACC pass efficiency . . . Took over as starter in junior year and completed 160 of 267 (59.9%) for 1,973 yards, 12 TDs, 11 Ints., ranking 4th in ACC pass efficiency . . . As sophomore made 3 starts and completed 64.0% . . . Graduated with degree in economics and has taken some graduate courses.

PERSONAL: Married (Leslie) on May 21, 1994 . . . Lives in Pittsburgh . . . Attended Madison (N.J.) High in hometown . . . Is youngest of 9 children with 4 older brothers who played college football . . . Wife Leslie has undergraduate degrees in physical education/health education and sport management . . . Full name: Neil Kennedy O'Donnell

O'DONNELL'S GAME-BY-GAME PASSING

1991						1992							
Opp.	Att.	Comp.	Yds.	Pct.	TD	Int.	Opp.	Att.	Comp.	Yds.	Pct.	TD	Int.
S.D.	4	1	89	25.0	1	1	at Hou.*	23	14	223	60.9	2	0
at Buff.			Did Not Play				N.Y.J.*	22	11	185	50.0	0	2
N.E.			Did Not Play				at S.D.*	24	17	215	70.8	2	1
at Phil.			Did Not Play				at G.B.*	41	16	224	39.0	0	0
at Ind.	1	1	5	100.0	0	0	at Clev.*	32	25	241	78.1	0	0
N.Y.G.	21	11	152	52.4	2	0	Cin.*	37	23	287	62.2	2	0
Sea.*	22	14	184	63.6	1	1	at K.C.*	22	13	114	59.1	1	0
at Clev.*	35	19	221	54.3	0	2	Hou.*	22	14	201	63.6	2	1
at Den.*	33	18	204	54.6	1	1	at Buff.*	24	15	159	62.5	2	0
at Cin.*	39	24	309	61.5	3	0	Det.*	31	17	182	54.8	1	1
Wash.*	36	23	289	63.9	2	1	Ind.	Inactive (hamstring)					
Hou.*	29	12	155	41.4	1	1	at Cin.*	18	10	149	55.6	0	1
at Dal.*	36	17	167	47.2	0	0	Sea.*	17	10	104	58.8	1	3
at Hou.*	30	16	188	53.3	0	1	at Chi.	Inactive (lower leg)					
Cin.			Did Not Play				Minn.	Inactive (lower leg)					
Clev.	0	0	0	0.0	0	0	Clev.	Inactive (lower leg)					
							Buff.*#	29	15	163	51.7	0	2
1993						1993 (cont.)							
Opp.	Att.	Comp.	Yds.	Pct.	TD	Int.	Opp.	Att.	Comp.	Yds.	Pct.	TD	Int.
S.F.	16	9	92	56.3	0	0	Buff.*	27	16	212	59.3	1	0
at Rams*	33	17	169	51.5	0	1	at Den.*	32	18	197	56.3	0	1
Cin.*	25	21	189	84.0	3	0	at Hou.*	26	13	153	50.0	0	0
at Atl.*	25	19	259	76.0	2	0	N.E.*	32	17	115	53.1	2	0
S.D.*	25	16	156	64.0	0	0	at Mia.*	28	16	163	57.1	1	0
N.O.*	25	12	137	48.0	1	1	Hou.*	37	15	256	40.5	1	1
at Clev.*	39	25	355	64.1	0	1	at Sea.*	43	20	285	46.5	0	1
at Cin.*	34	14	244	41.2	2	1	Clev.*	39	22	226	56.4	1	0
							at K.C.*#	42	23	286	54.8	3	0

*Started

#Postseason

O'DONNELL'S NFL RECORD

Regular Season

PASSING	Att.	Comp.	Yds.	Pct.	LG	TD	Int.	Rtg.
1990 Pittsburgh AFC	0	0	0	0.0	0	0	0	—
1991 Pittsburgh AFC	286	156	1,963	54.5	89	11	7	78.8
1992 Pittsburgh AFC	313	185	2,283	59.1**	51	13	9	83.6
1993 Pittsburgh AFC	486**	270**	3,208	55.6	71	14	7	79.5
NFL Totals—4 years	1,085	611	7,454	56.3**	89	38	23	80.6**

QB Sacks: '90—0-0; '91—30-214; '92—27-208; '93—41-331

Career Totals: 98-753.

RUSHING	Att.	Yds.	Avg.	LG	TD	Record as Starter
1990 Pittsburgh AFC	0	0	0.0	0	0	1990 (0) 0-0
1991 Pittsburgh AFC	18	82	4.6	22	1	1991 (8) 2-6
1992 Pittsburgh AFC	27	5	0.2	9	1	1992 (12) 9-3
1993 Pittsburgh AFC	26	111	4.3	27	0	1993 (15) 9-6
NFL Totals—4 years	71	198	2.8	27	2	Totals 20-15

Post Season

PASSING	Att.	Comp.	Yds.	Pct.	LG	TD	Int.	Rtg.
1992 Pittsburgh AFC	29	15	163	51.7	24	0	2	39.8
1993 Pittsburgh AFC	42**	23	286	54.8	35	3	0	99.9
NFL Totals—4 years	71	38	449	53.5	35	3	2	75.3

QB Sacks: '92—7-52; '93—3-10.

Career Totals: 10-62.

RUSHING	Att.	Yds.	Avg.	LG	TD	Record as Starter
1992 Pittsburgh AFC	4	26	6.5	17	0	1992 (1) 0-1
1993 Pittsburgh AFC	1	-1	-1.0	-1	0	1993 (1) 0-1
NFL Totals—4 years	5	25	5.0	17	0	Totals 0-2

O'DONNELL'S SINGLE GAME CAREER HIGHS

Regular Season

Pass Attempts—43 (12-26-93 vs. Seattle)
Completions—25 (10-11-92 vs. Cleveland, 10-24-93 vs. Cleveland)
Yards Passing—355 (10-24-93 vs. Cleveland)
Completion Percentage—84.0%** (21/25, 9-19-93 vs. Cincinnati)
Longest Completion—89 (9-1-91 to Stone vs. San Diego)
TD Passes—3 (11-10-91 vs. Cincinnati, 9-19-93 vs. Cincinnati)
Interceptions—3 (12-6-92 vs. Seattle)
Times Sacked—7 (12-8-91 vs. Houston, 1-2-94 vs. Cleveland)
Rushing Attempts—6 (11-7-93 vs. Cincinnati)
Yards Rushing—37 (11-3-91 vs. Denver)
Longest Run—27 (11-28-93 vs. Houston)
TDs Rushing—1 (10-27-91 vs. Cleveland, 9-20-92 vs. San Diego)

Post Season

Pass Attempts—42** (1-8-94 vs. Kansas City)
Completions—23 (1-8-94 vs. Kansas City)
Yard Passing—286 (1-8-94 vs. Kansas City)
Completion Percentage—54.8% (23/42, 1-8-93 vs. Kansas City)
Longest Completion—35 (1-8-94 to Graham vs. Kansas City)
TD Passes—3 (1-8-94 vs. Kansas City)
Interceptions—2 (1-9-93 vs. Buffalo)
Times Sacked—7 (1-9-93 vs. Buffalo)
Rushing Attempts—4 (1-9-93 vs. Buffalo)
Yards Rushing—26 (1-9-93 vs. Buffalo)
Longest Run—17 (1-9-93 vs. Buffalo)
TDs Rushing—0

**Team Record



SI'ULAGI PALELEI—G

(Pronounced SEE-oo-lon-nee pah-le-LAY)

HEIGHT—6-3

WEIGHT—320

COLLEGE—Nevada-Las Vegas

BIRTHDATE—October 15, 1970

BIRTHPLACE—Nu'uuli, American Samoa

HOW ACQUIRED—Draft (5th in 1993)

NFL EXPERIENCE—2nd Year

GAMES PLAYED-STARTED—'93 (3-0)

66

PRO: Bright young prospect who brings excellent size and ability to G position. Possesses outstanding strength and good mobility. A 5th-round draft choice a year ago, can back up both G positions. At 320 pounds

is heaviest player on roster . . . **1993:** Played in 3 of 1st 7 games as rookie and was among 7 game deactivations for final 9 weeks . . . Dressed but did not play week 2 at Los Angeles Rams (9/12) before seeing 1st NFL action vs. Cincinnati (9/19), playing final 9 minutes at RG . . . Also played briefly at RG the next week at Atlanta (9/27) and saw short duty at Cleveland (10/24) . . . Was inactive for playoff game at Kansas City (1/8) . . . Was 135th player drafted overall.

COLLEGE: Played G as senior after spending first 3 seasons on DL . . . Earned first team All-Big West honors as senior G with 85% blocking grade . . . As junior was honorable mention All-Big West with 6 starts at DT, making 14 tackles and 2 sacks, before making last 3 starts at G . . . Transferred from Purdue after sophomore season, sitting out 1990 campaign . . . As sophomore made 19 tackles, 1 sack, after being backup DE as freshman . . . Majored in physical education.

PERSONAL: Married (Cathy) with daughter Connie (5), son Evan (2) . . . Lives in Pittsburgh . . . Named Parade, Super Prep and Prep Football All-America as senior DL for Blue Springs (Mo.) High after making 122 tackles, 13 sacks, 4 fumble recoveries . . . Also won 2 letters each in basketball and track . . . Has 5 brothers and 7 sisters . . . Goes by nickname "Lonnie" . . . Full name: Si'ulagi Jack Palelei



DARREN PERRY—FS

39

HEIGHT—5-11

WEIGHT—194

COLLEGE—Penn State

BIRTHDATE—December 29, 1968

BIRTHPLACE—Chesapeake, Virginia

HOW ACQUIRED—Draft (8th in 1992)

NFL EXPERIENCE—3rd Year

GAMES PLAYED-STARTED—'92 (16-16), '93 (16-16)

CAREER TOTALS: 32-32

PRO: Productive defender who has made 10 interceptions in 1st 2 NFL seasons . . . Team's rookie of the year in 1992, has started all 32 games since being drafted on 8th round that year . . . A very intelligent player . . . Provides excellent run support from secondary and is contributor on special teams

1993: Started all 16 games for 2nd time and was 4th-leading tackler on team with 94, tied for 2nd in interceptions with 4 . . . Also 4th with 8 tackles on special teams . . . Shared team lead with 10 tackles vs. San Francisco (9/5), followed by 7th career interception at Los Angeles Rams (9/12) and 8th vs. Cincinnati (9/19) . . . Tied for 2nd in NFL after getting 3rd interception vs. San Diego (10/10) . . . Had 2 special teams tackles vs. Buffalo (11/15), followed by 11 defensive tackles at Denver (11/21) . . . Made 4th interception of season and 10th of career vs. New England (12/5) along with 8 tackles . . . Had season-high 17 tackles including 12 solo at Seattle (12/26) . . . In playoffs at Kansas City (1/2) made 8 tackles on defense, 1 on special teams

1992: Unanimous choice as team rookie of the year in voting by Pittsburgh chapter of PFWA . . . Led team with 6 interceptions, becoming 1st Steeler rookie to lead in interceptions since Richie McCabe in 1955, tying for 5th in AFC and posting most interceptions by a Steeler since 1984 . . . Fell 1 shy of team rookie interception record of 7 by Art Jones (1941) and Paul Cameron (1954) . . . Became starter in 2nd preseason game, replacing injured Gary Jones . . . Got interceptions in each of 1st 2 games at Houston (9/6) and vs. New York Jets (9/13) . . . Added 1 interception at Kansas City (10/25), 1 vs. Detroit (11/22) . . . Made 2 thefts with season-high 10 tackles vs. Indianapolis (11/22) . . . Recovered fumble vs. Minnesota (12/20) . . . Was 203rd player drafted overall.

COLLEGE: Made 15 interceptions to tie for 2nd in school history while breaking records for interception return yards (299), TDs (3) . . . Made 6 thefts, 2 for TDs, as senior to lead team and earn Football Writers All-America honors . . . Had personal-best 7 interceptions as junior after starting 6 games as sophomore . . . Started 3 games at LCB as freshman before moving to "hero" position . . . Began career as QB . . . Graduated in 1992 with degree in business administration/management.

PERSONAL: Married (Errika) with daughter Danielle (10/26/92) . . . Lives in Chesapeake, Va. . . Threw for 23 TDs, 2,790 yards while rushing for 1,167 yards and 14 TDs . . . Captained football, basketball and tennis teams . . . Attended Old Dominion during off-season working towards Master's in Business . . . Wife Errika graduated from Penn State in business logistics . . . Full name: Darren Perry

PERRY'S NFL RECORD

Regular Season						
RECEIVING	No.	Yds.	Avg.	LG	TD	
1992 Pittsburgh AFC	6*	69	11.5	34	0	
1993 Pittsburgh AFC	4	61	15.3	30	0	
NFL Totals—2 years	10	130	13.0	34	0	
TACKLES	Solo	Asst.	Total	Sp.T.	Sacks	FF FR
1992 Pittsburgh AFC	43	18	61	2	0	0 1
1993 Pittsburgh AFC	62	32	94	8	0	0 0
NFL Totals—2 years	105	50	155	10	0	0 1

Post Season

INTERCEPTIONS	No.	Yds.	Avg.	LG	TD	
1992 Pittsburgh AFC	0	0	0.0	0	0	
1993 Pittsburgh AFC	0	0	0.0	0	0	
NFL Totals—2 years	0	0	0.0	0	0	
TACKLES	Solo	Asst.	Total	Sp.T.	Sacks	FF FR
1992 Pittsburgh AFC	2	1	3	0	0	0 0
1993 Pittsburgh AFC	6	2	8	1	0	0 0
NFL Totals—2 years	8	3	11	1	0	0 0

PERRY'S SINGLE GAME CAREER HIGHS

Regular Season

Interceptions—2 (11-22-92 vs. Indianapolis)

Yards Interception Returns—34 (9-6-92 vs. Houston)

Longest Interception Return—34 (9-6-92 vs. Houston)

*Team leader



MARK ROYALS—P

3

HEIGHT—6-5

WEIGHT—212

COLLEGE—Appalachian State

BIRTHDATE—June 22, 1965

BIRTHPLACE—Hampton, Virginia

HOW ACQUIRED—Plan B Free Agent (1992)

NFL EXPERIENCE—5th Year

GAMES PLAYED—STARTED—'87 (2-0),

'90 (16-0), '91 (16-0), '92 (16-0), '93 (16-0)

CAREER TOTALS: 66-0

STEELERS TOTALS: 32-0

PRO: Productive and consistent punter who has steadily improved throughout career. . . . Has averaged better than 42 yards per punt each of last 2 seasons after 40.3-yard average in each of 2 full seasons with Tampa Bay Buccaneers. . . . Joined Steelers as Plan B free agent on March 16, 1992. . . . For career has punted 329 times for 41.4-yard gross average, 33.8-yard net. . . . Has impressive ratio of just 24 touchbacks to 83 punts inside the 20. . . . Doubles as holder for placekicks. . . . Began NFL career in 1986 as free agent with Dallas Cowboys and spent time in several training camps before landing job with Tampa Bay in 1990. . . . **1993:** Broke team record with 89 punts for 42.5-yard gross average, 34.2 net. . . . Was tops in AFC for fewest touchbacks (3) and most punts inside the 20 (28) while booming 22 punts of 50+ yards. . . . Kicked season-best 61-yarder at Los Angeles Rams (9/12). . . . In 1st 8 games had 13 punts inside the 20, including 3 each in consecutive games at Atlanta (9/27) and vs. San Diego (10/10), with just 1 touchback. . . . At Cleveland (10/24) had 2 punts of 50+ yards but saw Eric Metcalf make returns of 91 and 75 yards for TDs. . . . Vs. Buffalo (11/15) had 3 of 4 punts inside the 20 and booted 58-yarder to earn AFC special teams player of week honors. . . . Punted career-high 11 times vs. New England (12/5). . . . Had 4 punts of 50+ yards at Miami (12/13) but 1 was returned 72 yards for TD by O.J. McDuffie. . . . In playoffs at Kansas City (1/8) punted 6 times for 44.7 average, but had 4th-quarter punt blocked. . . . **1992:** Ranked 5th in AFC and 12th in NFL with 42.7-yard gross average, net of 35.6 ranked 10th in AFC. . . . Had 14 punts of 50+ yards. . . . Booted 2 51-yard punts in opener at Houston (9/6). . . . Posted 48.0-yard gross average and 40.0-yard net at Buffalo (11/8) on 5 punts. . . . Had season-high 6 punts at San Diego (9/20), vs. Detroit (11/15) and vs. Minnesota (12/20). . . . In playoffs vs. Buffalo (1/9) punted 3 times with 2 inside the 20. . . . **1991:** Averaged 40.3 yards on 84 punts for Tampa Bay with 22 inside the 20, which broke team record and tied for 5th in NFL. . . . Had net average of 32.3. . . . Had season-high 46.8-yard average on 6 punts at New Orleans (10/20), 44.6-yard average on 5 kicks vs. Chicago (9/8). . . . **1990:** Punted 72 times for a 40.3-yard average in 1st year with Tampa Bay after beating out Chris Mohr in preseason. . . . Had 34.0 net average, 8 punts inside 20. . . . Broke team record with 16 punts fair caught.

... Twice named Buccaneers' special teams player of game with 46.0-yard average on 6 punts vs. New Orleans (11/11) and 51.7-yard average including career-best 62-yarder on 3 punts vs. Dallas (10/21) ... **1989:** Signed free agent contract with Miami Dolphins, was waived Aug. 28 ... **1988:** Signed as free agent with St. Louis Cardinals, was waived July 27 ... **1987:** Punted in 1 game each for St. Louis Cardinals (9/30-10/7) and Philadelphia Eagles (10/14-11/7) as strike replacement player ... For St. Louis punted at Washington (10/4) with 6 punts for 222 yards, 2 inside 20, and 4 punts returned for 119 yards ... For Philadelphia punted vs. Green Bay (10/18) with 5 punts for 209 yards with a best of 48 yards, 2 FC, 1 TB, 1 inside 20, and 1 return for 8 yards ... **1986:** Signed as undrafted free agent rookie with Dallas Cowboys, was waived Aug. 8.

COLLEGE: Completed career owning 6 school records: Most single game punting yards (512), single season punting yards (3,529), career punting yards (9,670), single game punts (13), single season punts (85), and career punts (231) ... Was P for last 3 years, posting 42.0-yard average ... As senior was 4th in NCAA Division I-AA with 41.5-yard average ... Named 1st team All-Southern Conference in 1983, 2nd team in 1984-85, and honorable mention I-AA All-America in 1984-85 ... Transferred in 1983 from Chowan (N.C.) Junior College ... Graduated with degree in political science.

PERSONAL: Single ... Lives in Tampa, Fla. ... Attended Mathews (Va.) High, receiving all-district honors in football and baseball ... In offseason worked at WTSP-TV in Tampa ... Active in community with Project Bundle-Up and Boys & Girls Clubs ... Full name: Mark Alan Royals.

ROYALS' NFL RECORD

PUNTING	Regular Season			Ret.- Yds	FC	Net Avg.	In TB	20	LGB	I
	No.	Yds.	Avg.							
1987 Phila./StL NFC	11	431	39.2	5	127	22.5	8	1	3	48
1990 Tampa Bay NFC	72	2,902	40.3	39	352	16.3	4	5	8	62
1991 Tampa Bay NFC	84	3,389	40.3	49	557	11.3	2	6	22	56
1992 Pittsburgh AFC	73	3,119	42.7	39	308	7.3	5	9	22	58
1993 Pittsburgh AFC	89**	3,781	42.5	50	678	16.3	2	3	28	61
NFL Totals—4 years	329	13,622	41.4	182	2022	52	33.8	24	83	62

Additional statistics: One pass attempt and completion for 44 yards on 9-6-92 vs. Houston

PUNTING	Post Season			Ret.- Yds	FC	Net Avg.	In TB	20	LGB	I
	No.	Yds.	Avg.							
1992 Pittsburgh AFC	3	112	37.3	1	0	30.7	1	2	4	0
1993 Pittsburgh AFC	6	268	44.7	4	36	0	35.3	1	1	51
NFL Totals—4 years	9	380	42.2	5	36	1	33.8	2	3	51

**Team Record



RAY SEALS—DE

97

HEIGHT—6-3

WEIGHT—290

COLLEGE—None

BIRTHDATE—June 17, 1965

BIRTHPLACE—Syracuse, New York

HOW ACQUIRED—Unrestricted Free Agent from Tampa Bay (1994)

NFL EXPERIENCE—7th Year

GAMES PLAYED—STARTED—'88 (1R), '89 (2-0), '90 (8-0), '91 (10-9), '92 (11-8), '93 (16-11)

CAREER TOTALS: 47-28

PRO: Former semi-pro player signed as unrestricted free agent from Tampa Bay Buccaneers on March 21 of this year ... One of only 2 current NFL players who did not attend college ... Began NFL career as free agent with Tampa Bay in 1988, playing in 47 games over 5 seasons ... Spent part of 1990 with Detroit Lions and Indianapolis Colts before returning to Buccaneers ... Has a total of 15.5 career sacks, which tied for 7th in Buccaneers team history ... Played 2 seasons for semi-pro Syracuse (N.Y.) Express of Eastern Football League in 1986-87 prior to signing with Tampa Bay ... **1993:** Led Buccaneers in sacks with 8.5 and in QB pressures with 24 ... Played in all 16 games, starting last 11 ... Made 5 starts at LDE, last 6 at RDE for injured Eric Curry ... Finished with 35 tackles, 1 interception for TD, 1 fumble recovery ... Scored 1st NFL TD by catching deflected pass in endzone vs. Washington (12/5) ... Made 2 sacks at Chicago (9/26) ... Made 3 tackles in each of 9 different games, 4 QB pressures in each of 3 ... **1992:** Started 8 of 11 games played at LDE, making 37 tackles, 5 sacks, 13 QB pressures before going on injured reserve with knee injury ... Got 9 tackles including

2 sacks vs. Green Bay (9/13). 1 sack with 3 QB pressures at Chicago (10/18).
 Had 2 sacks with 7 tackles, 2 QB pressures vs. Minnesota (11/8) . . . **1991:**
 Re-signed with Buccaneers March 6 and made 9 starts at LDE in new 4-3
 defense, finishing with 32 tackles, 1 sack, 2 fumble recoveries . . . Started
 1st 7 games before being inactive for 2 and on injured reserve for 4 with
 sprained R ankle . . . Returned to start last 2 games and had 1 sack, 6 tack-
 les, 2 QB pressures at Chicago (12/14) . . . **1990:** Played in 8 games for Buc-
 caneers as reserve RDE before being waived Nov. 2 . . . Signed with Detroit
 Nov. 8, was inactive for 1 game and released Nov. 20 . . . Signed with Indi-
 anapolis Nov. 27 and was active for 1 game but did not play before being
 waived Dec. 5 . . . **1989:** Played in just 2 games before suffering broken
 L foot vs. San Francisco (9/17), spending remainder of season on injured
 reserve . . . Got sack in 1st NFL game at Green Bay (9/10) . . . **1988:** Con-
 verted from TE to DE and spent season on injured reserve with back injury
 suffered in preseason . . . **1986-87:** Played LB and TE for Syracuse Express
 while working at Hotel Syracuse . . . Team won 1987 national semi-pro cham-
 pionship . . . Signed with Buccaneers Nov. 18, 1987 for 1988.

COLLEGE: Did not attend college . . . Joins Arizona's Eric Swann as only
 current NFL player who did not attend college

PERSONAL: Single . . . Lives in Orlando, Fla. . . . Attended Henninger High
 in native Syracuse before completing diploma at vocational school in Orlando
 . . . Full name: Raymond Bernard Seals.

SEALS' NFL RECORD

TACKLES	Regular Season			Sp.T.	Sacks	FF	FR
	Solo	Asst.	Total				
1989 Tampa Bay NFC	1	0	1	1	1	0	0
1990 Tampa Bay NFC	3	3	6	2	0	0	0
1991 Tampa Bay NFC	28	4	32	0	1	0	2
1992 Tampa Bay NFC	34	3	37	0	5	0	0
1993 Tampa Bay NFC	19	16	35	0	8.5*	0	1
NFL Totals—5 years	85	26	111	3	15.5	0	3

Post Season

INTERCEPTIONS	No.	Yds.	Avg.	LG	TD
1993 Tampa Bay NFC	1	0	0.0	0t	1

*Team leader

SEALS' SINGLE GAME CAREER HIGHS

Regular Season

Sacks—2 (9-26-93 vs. Chi., 9-13-92 vs. G.B., 11-8-92 vs. Minn.)

Interceptions—1 (12-5-93 vs. Washington)



LEON SEARCY—OT

(Pronounced SEER-see)

HEIGHT—6-3

WEIGHT—304

COLLEGE—Miami (Fla.)

BIRTHDATE—December 21, 1969

BIRTHPLACE—Washington, D.C.

HOW ACQUIRED—Draft (1st in 1992)

NFL EXPERIENCE—3rd Year

GAMES PLAYED-STARTED—'92 (15-0),
 '93 (16-16)

CAREER TOTALS: 31-16

72

PRO: Promising young blocker who earned starting job in 2nd season . . .
 Former top draft choice, has exceptional size, strength and quickness . . .
 Has played in 31 games entering 1994, starting the last 16 at RT . . . **1993:**
 Won starting RT job, replacing 13-year veteran Tunch Ilkin . . . Started all 16
 games plus playoffs at Kansas City (1/8) . . . Received game ball along with
 rest of OL vs. San Diego (10/10) . . . Played virtually every offensive play in
 14 games, sharing some time vs. Buffalo (11/15) and at Houston (11/28) . . .
1992: Played in 15 games, mostly on special teams . . . Missed 1st 17 days
 of training camp, reporting Aug. 3 . . . Was inactive vs. New York Jets (9/13)
 . . . Was 11th player drafted overall, 3rd among OL behind OTs Bob Whit-
 field and Ray Roberts.

COLLEGE: Started last 35 games of career . . . Named 1st team All-America
 by Football Writers as well as unanimous All-Big East as senior quick OT (LT),
 despite wearing cast for broken thumb in first 4 games . . . As junior played
 strong OT (RT) for offense that averaged 482.9 yards to rank 5th in nation
 . . . As sophomore was starter at strong OT . . . Graduated in May of 1992
 with sociology degree.

PERSONAL: Single . . . Lives in Miami, Fla. . . . Attended Maynard Evans
 High in Orlando, Fla., but did not play football until senior year . . . Named

all-county, all-conference and 2nd-team All-Central Florida Placed 4th in district in shot put and discus Born and raised in Washington, D.C. area until age 14, moving then to Orlando Wears size 17-EEE shoes Founded Team Searcy in Orlando, which benefits disadvantaged youth in Central Florida Full name: Leon Searcy, Jr.



RICHARD SHELTON—CB

24

HEIGHT—5-10

WEIGHT—202

COLLEGE—Liberty

BIRTHDATE—January 2, 1966

BIRTHPLACE—Marietta, Georgia

HOW ACQUIRED—Veteran Free Agent (1991)

NFL EXPERIENCE—5th Year

GAMES PLAYED-STARTED—'89 (3-0),

'90 (2-0), '91 (14-2), '92 (16-3), '93 (9-2)

CAREER TOTALS: 44-7

STEELERS TOTALS: 41-7

PRO: Special teams captain who is versatile member of secondary and special teams leader Contributor in dime defense and is backup at S Has played in 41 games since joining Steelers as free agent Began career as 11th-round draft choice of Denver Broncos in 1989 Played in 2 games for Steelers in 1990 before being waived and returning the next year Gained experience playing 1991 World League season Was college teammate with Eric Green **1993**: Played in 9 games with 2 starts at SS before undergoing reconstructive knee surgery and missing last 4 games Made 12 defensive tackles, 5 passes defended, 2 special teams tackles Made 1st start in base defense for injured Carnell Lake at SS vs. Cincinnati (9/19), making 3 defensive tackles followed by 5 while starting in nickel defense at Atlanta (9/27) Sprained L knee on kickoff vs. San Diego (10/10) and was inactive for next 2 games Returned to play in 4 games, primarily on special teams, until going on injured reserve Dec. 8 and undergoing knee surgery Dec. 9 **1992**: Played in all 16 games with 3 starts in dime defense Made 27 tackles, 1 forced fumble, 1 fumble recovered Started opener at Houston (9/6) for injured D.J. Johnson as well as in dime at Buffalo (11/8), vs. Indianapolis (11/15) Had 10 tackles vs. Bills, forced and recovered fumble on kickoff vs. Cleveland (12/27) to set up FG **1991**: Played in spring for WL Montreal Machine, earning 2nd team All-WL honors as both CB and KR after scoring 4 TDs Led team with 3 interceptions including 63-yarder for TD, ranked 3rd in WL on PRs with 9.1-yard average including 67-yard TD, had a 90-yard TD on KOR, returned a fumble for a TD and added 28 tackles on defense Signed with Steelers June 18 and made 3 interceptions, 28 tackles, 9 passes defended, 1 forced fumble Started both games vs. Houston (11/24, 12/8) in dime defense Had best game in finale vs. Cleveland (12/22) with 7 tackles, 1 forced fumble and 3 interceptions, the 2nd returned 57 yards for 1st NFL TD to earn AFC defensive player of week honors Marked 1st 3-interception game by a Steeler since Donnie Shell on 11/22/81 vs. Cleveland **1990**: Signed with Steelers as free agent March 19 and played in 2 of 1st 3 games before being waived Sept. 24 to make room for Eric Green Started vs. Houston (9/16) and played at Los Angeles Raiders (9/23), making 4 tackles on defense **1989**: Drafted on 11th round by Denver, played in 3 games before being waived Oct. 25 Made 2 tackles on special teams Signed with Seattle Seahawks' developmental squad Nov. 1 for remainder of season Was 292nd player drafted overall.

COLLEGE: A 2-year starter at CB, made 136 tackles, 12 interceptions in career Named team's outstanding DB each of last 3 years As senior had 4 interceptions, 60 tackles Ranked 4th in nation on PRs as junior with 14.1 average, adding 6 thefts Had 90-yard KOR and 84-yard PR for TDs as sophomore Graduated in 1989 with B.S. in psychology.

PERSONAL: Married (Diana) with sons Lee (14), Rashad (5) and Richard, Jr. (1) Lives in Jacksonville, Fla. Attended Marietta (Ga.) High, earning 2 letters each in football and basketball In offseason is studying towards master's degree in psychology Also began own AmWay distributorship Full name: Richard Eddie Shelton.

SHELTON'S NFL RECORD

Regular Season

INTERCEPTIONS	No.	Yds.	Avg.	LG	TD
1989 Denver AFC	0	0	0.0	0	0
1990 Pittsburgh AFC	0	0	0.0	0	0
1991 Pittsburgh AFC	3	57	19.0	57t	1
1992 Pittsburgh AFC	0	15	—	15	0
1993 Pittsburgh AFC	0	0	0.0	0	0
NFL Totals—4 years	3	72	24.0	57t	1

TACKLES	Solo	Asst.	Total	Sp.T.	Sacks	FF	FR
1989 Denver AFC	0	0	0	2	0	0	0
1990 Pittsburgh AFC	4	0	4	0	0	0	0
1991 Pittsburgh AFC	26	2	28	3	0	1	0
1992 Pittsburgh AFC	21	6	27	4	0	2	2
1993 Pittsburgh AFC	9	3	12	2	0	0	0
NFL Totals—4 years	60	11	71	11	0	3	2

Post Season

TACKLES	Solo	Asst.	Total	Sp.T.	Sacks	FF	FR
1992 Pittsburgh AFC	6	2	8	1	0	0	0

SHELTON'S SINGLE GAME CAREER HIGHS

Regular Season

Interceptions—3 (12-22-91 vs. Cleveland)
Yards Returned—57 (12-22-91 vs. Cleveland)
Longest Return—57 (12-22-91 vs. Cleveland)
TDs on return—1 (12-22-91 vs. Cleveland)



ARIEL SOLOMON—C/G

69

HEIGHT—6-5
WEIGHT—288
COLLEGE—Colorado
BIRTHDATE—July 16, 1968
BIRTHPLACE—Brooklyn, New York
HOW ACQUIRED—Draft (10th in 1991)
NFL EXPERIENCE—4th Year
GAMES PLAYED-STARTED—'91 (5-2), '92 (4-0), '93 (16-0)
CAREER TOTALS: 25-2

PRO: Versatile player with experience at C, G and OT. Has played in 25 games with 2 starts at LG as rookie. Most of NFL game action has been on special teams units. **1993:** Played in all 16 games for first time in career. Played C for final 9 minutes vs. Cincinnati (9/19). **1992:** Saw action in just 4 games and spent 6 weeks on injured reserve with knee sprain. Played sparingly in opener at Houston (9/6) before seeing action at LT vs. New York Jets (9/13), but suffered sprained L knee in 2nd quarter. Went on injured reserve from Sept. 15 to Nov. 3. Played most of 4th quarter at C vs. Indianapolis (11/15) after injury to Dermontti Dawson. Did not see game action again until regular season finale vs. Cleveland (12/27). **1991:** Played in 5 games with 2 starts to cap rookie season. Spent 1st 9 weeks on practice squad until being activated Oct. 31. Saw 1st NFL action vs. Houston (11/24) as backup. Started last 2 games under Chuck Noll at LG vs. Cincinnati (12/15) and Cleveland (12/22). Was 269th player drafted overall.

COLLEGE: Honorable mention All-Big Eight as senior in first year at LT, participating in more than 800 plays which was more than any teammate. Played in 8 games as backup junior. Twice named to school's "Academic Starters" team. Spent first 2 seasons as DL. Graduated with degree in economics in May, 1991.

PERSONAL: Married (Kristen). Lives in Pittsburgh. Attended Boulder (Colo.) High, receiving all-state, all-league, and all-county honors as DT and OT. As C on basketball team averaged 10 points, 15 rebounds. In 1993 offseason worked for USAir in district sales office. Active in community with The Caring Program, Cancer Caring Center, Project Bundle-Up and B'nai B'rith. Full name: Ariel Mace Solomon.



JOEL STEED—NT

93

HEIGHT—6-2
WEIGHT—294
COLLEGE—Colorado
BIRTHDATE—February 17, 1969
BIRTHPLACE—Frankfurt, Germany
HOW ACQUIRED—Draft (3rd in 1992)
NFL EXPERIENCE—3rd Year
GAMES PLAYED-STARTED—'92 (11-4), '93 (14-12)
CAREER TOTALS: 25-16

PRO: Rapidly emerging lineman who became fulltime starter in 2nd season. Quick development enabled Gerald Williams to be moved to DE after 5 seasons as starting NT. Has excellent strength and effectiveness in middle. Has started 16 of 25 games played. **1993:** Made 12 starts including 11 at NT, 1 as DT in 4-3. Finished with 41 tackles, 1.5 sacks, 1 forced

and recovered fumble . . . Started 1st 3 games before getting 1/2 sack at Atlanta (9/27) despite not starting in dime defense . . . Got 1st full sack vs. New Orleans (10/17) . . . Missed 2 games with strained groin vs. Buffalo (11/15) and at Houston (11/28) . . . Set up 4th-quarter TD vs. Houston (12/19) with forced fumble and made 2 tackles while starting at DT in dime . . . Made 5 tackles and recovered fumble vs. Cleveland (1/2) . . . In playoffs at Kansas City (1/8) started and made 2 tackles . . . **1992:** As rookie made 4 starts at midseason for injured Williams beginning vs. Cincinnati (10/19) . . . Made 3 solo tackles at Kansas City (10/25) . . . Did not play in last 5 games . . . Was 67th player drafted overall, 13th among DL and 6th DT.

COLLEGE: Made 16.5 sacks in career as 3-year starter . . . As senior named 1st team All-America and 1st team All-Big Eight after making 66 tackles, 7 sacks despite missing spring drills and losing 30 pounds due to virus and then playing 8 games wearing cast for broken L wrist . . . Made 7.5 sacks and 64 tackles as junior to earn 1st team All-Big Eight honors . . . As sophomore had 48 tackles, 2 sacks . . . Graduated in 1992 with degree in sociology, and is close to 2nd degree in Black studies.

PERSONAL: Married (D'Angela) . . . Lives in Pittsburgh . . . Attended Hinkley High in Aurora, Colo., twice earning all-league honors . . . As senior was team's defensive MVP and 1st team all-state after making 8 sacks . . . Also lettered in track and lacrosse . . . Is active in community with Race for the Cure, I Dream A World and Just Say No . . . Spent offseason working in real estate developing low income housing in Houston . . . Wife D'Angela is expected to graduate from Duquesne Law School in December and is working towards MBA from Duquesne . . . Full name: Joel Edward Steed.

STEED'S NFL RECORD

Regular Season

TACKLES	Solo	Asst.	Total	Sp.T.	Sacks	FF	FR
1992 Pittsburgh AFC	6	2	8	0	0	0	0
1993 Pittsburgh AFC	25	16	41	0	1.5	1	1
NFL Totals—2 years	31	18	49	0	1.5	1	1

Post Season

TACKLES	Solo	Asst.	Total	Sp.T.	Sacks	FF	FR
1992 Pittsburgh AFC	0	0	0	0	0	0	0
1993 Pittsburgh AFC	1	1	2	0	0	0	0
NFL Totals—2 years	1	1	2	0	0	0	0



DWIGHT STONE—WR/RB

20

HEIGHT—6-0

WEIGHT—194

COLLEGE—Middle Tennessee State

BIRTHDATE—January 28, 1964

BIRTHPLACE—Floral, Alabama

HOW ACQUIRED—Rookie Free Agent (1987)

NFL EXPERIENCE—8th Year

GAMES PLAYED-STARTED—'87 (14-0),

'88 (16-6), '89 (16-8), '90 (16-2), '91 (16-8)

'92 (15-13), '93 (16-15)

CAREER TOTALS: 109-52

PRO: Experienced veteran who has played in 109 games since beginning career as undrafted rookie in 1987 . . . Is tied for 2nd among active Steelers for games played, with 52 career starts ranking 7th . . . A converted RB, made 1st 6 starts at RB, last 46 at WR . . . Has missed just 2 games in career — 1 in 1987, 1 in 1992 . . . Has 145 career receptions to rank 2nd among active Steelers . . . Is also 3rd among current Steelers with 550 career rushing yards, 2nd in total yards from scrimmage with 2,929, 4th in scoring with 78 points . . . One of fastest players on team with 4.25 speed for 40 yards . . . **1993:** Played in all 16 games for 5th time in career, starting 15 . . . Finished 2nd on team with career-high 41 receptions for 587 yards, 2 TDs . . . Added 12 carries for 121 yards, 1 TD, and 11 KORs for 15.3 average . . . Had 3 catches for 52 yards, 2 reverse runs for 14 vs. San Francisco (9/5) . . . Scored 2 TDs for 2nd time in career vs. Cincinnati (9/19), finishing with 110 all-purpose yards

STEELERS' ACTIVE SERVICE LEADERS

Most Games Played

181 Gary Anderson (1982-93)
109 Dwight Stone (1987-93)
109 Gerald Williams (1986-93)
102 Rod Woodson (1987-93)
94 John Jackson (1988-93)

Most Games Started

93 Rod Woodson (1988-93)
85 Dermontti Dawson (1988-93)
81 Greg Lloyd (1988-93)
81 Gerald Williams (1987-93)
77 Carnell Lake (1989-93)

to earn offensive game ball. Had 65 yards on 2 runs including 38-yard TD for 1st career rushing TD, 2 catches for 28 yards including 9-yarder for TD, and 17-yard KOR . . . Scored TD and led team with 4 catches for 68 yards at Atlanta (9/27) . . . Had season-high 5 receptions at Cleveland (10/24) and at Miami (12/13) . . . Got 3rd career 100-yard game with 4 catches for 100 yards at Seattle (12/26) . . . In playoffs at Kansas City (1/8) made 3 receptions for 36 yards, 3 runs for 11, 1 KOR for 18 . . . **1992:** Played in 15 games, missing 1 with injury for 1st time in career . . . Made 34 receptions for 501 yards to rank 2nd on team, sharing lead with 3 TDs receiving, adding 118 yards on 12 carries, 12 KORs for 219 yards . . . Posted career-high 177 all-purpose yards at Houston (9/6) with 80 receiving, 26 rushing, 71 on KORs . . . Had 5 receptions for 69 yards at San Diego (9/20) including TD, followed by 5 for 101 yards at Green Bay (9/27) in 2nd career 100-yard game . . . Scored 2 TDs for 1st time vs. Cincinnati (10/19) with season-high 6 catches for 58 yards in addition to 2 runs for 25 . . . Did not play at Buffalo (11/8) due to sprained knee . . . Made 5 receptions for 61 yards vs. Cleveland (12/27) . . . In playoffs vs. Buffalo (1/9) had 1 run for -4 yards, 1 reception for 9, 3 KORs for 65 . . . **1991:** Started 8 of 16 games played at WR, finishing with 32 receptions and career-high 5 TDs . . . Added 6 KORs for 75 yards, 9 special teams tackles . . . Made 4 catches for career-best 124 yards including 89-yard TD catch from Neil O'Donnell vs. San Diego (9/1) . . . Made 1st start vs. New England (9/15) . . . Over 9-game stretch weeks 6-14 caught 22 passes for 418 yards, 3 TDs . . . Made 57-yard TD grab vs. Seattle (10/20) . . . Scored TDs in consecutive games with 4 catches for 84 yards and 40-yard TD vs. Washington (11/17) followed by 2 for 48 with 43-yard TD vs. Houston (11/24) . . . Finished with 3 receptions for 76 yards including 65-yard TD vs. Cleveland (12/22) . . . **1990:** Started 2 games at WR while playing in all 16 . . . Starts came vs. Houston (9/16) and New England (12/9) . . . Made 19 receptions with at least 1 catch in all but 3 games . . . Had career best 90-yard catch & run at Denver (10/14) . . . Scored TD vs. Los Angeles Rams (10/29) . . . **1989:** Started 1st 8 games at WR, finishing with 7 receptions for 92 yards, 10 rushes for 53, 7 KORs for 24.7-yard average . . . Led team with 11 special teams tackles . . . Had 73-yard KOR at Cleveland (10/15) to set up game-winning TD . . . Had runs off reverses of 32 yards vs. Chicago (11/12), 16 yards at New York Jets (12/10) . . . In postseason had 22-yard run at Houston (12/31), 3 receptions for 18 yards at Denver (1/7) . . . **1988:** As RB played in all 16 games, starting 6 and finishing with 40 carries for 127 yards, 11 receptions for 196, 29 KORs for 610 with 1 TD . . . Started 1st 4 games, rushing for 94 yards on 29 carries with 7 receptions . . . Scored 1st NFL TD on 72-yard catch & run from Bubba Brister at Washington (9/11) . . . Scored on 92-yard KOR at Houston (12/4) . . . **1987:** Only free agent rookie to make opening day roster . . . Played in 14 of 15 games, more than every Steeler except Mike Webster, missing only game 3 at Atlanta (10/4) which was 1st strike replacement game . . . Made 28 KORs for 568 yards, had 17 carries for 135 . . . Added 11 special teams tackles to rank 2nd on team . . . In final strike game vs. Indianapolis (10/18) rushed 9 times for 67 yards with career-best 51-yard TD run team's longest since 1985.

COLLEGE: Named 1st team All-OVC after rushing for 1,026 yards on 219 carries with 13 TDs as senior . . . Scored 13 TDs each of last 2 years after transfer from Marion (Ala.) Military Institute . . . Played at Marion in 1983, 1984 . . . Graduated with degree in social work.

PERSONAL: Single . . . Lives in Pittsburgh . . . Attended Florala (Ala.) High . . . Extremely active in community with Blue Cross Caring Team as well as speaking to school and church groups . . . In offseason did internship with FBI . . . Inducted into Alabama Junior College Athletic Hall of Fame on May 24 of this year . . . Full name: Dwight Stone.

STONE'S NFL RECORD

Regular Season

RECEIVING	No.	Yds.	Avg.	LG	TD
1987 Pittsburgh AFC	1	22	22.0	22	0
1988 Pittsburgh AFC	11	196	17.8	72t	1
1989 Pittsburgh AFC	7	92	13.1	16	0
1990 Pittsburgh AFC	19	332	17.5	90	1
1991 Pittsburgh AFC	32	649	20.3	89t	5
1992 Pittsburgh AFC	34	501	14.7	49	3
1993 Pittsburgh AFC	41	587	14.3	44	2
NFL Totals—7 years	145	2,379	16.4	90	12

RUSHING	Att.	Yds.	Avg.	LG	TD	Fum/Lost
1987 Pittsburgh AFC	17	135	7.9	51	0	0/0
1988 Pittsburgh AFC	40	127	3.2	11	0	5/3
1989 Pittsburgh AFC	10	53	5.3	32	0	2/2
1990 Pittsburgh AFC	2	-6	-3.0	10	0	1/0
1991 Pittsburgh AFC	1	2	2.0	2	0	0/0
1992 Pittsburgh AFC	12	118	9.8	30	0	0/0
1993 Pittsburgh AFC	12	121	10.1	38t	1	2/1
NFL Totals—7 years	94	550	5.9	51	1	10/6

KICKOFF RETURNS	No.	Yds.	Avg.	LG	TD
1987 Pittsburgh AFC	28	568	20.3	34	0
1988 Pittsburgh AFC	29	610	21.0	92t	1
1989 Pittsburgh AFC	7	173	24.7	73	0
1990 Pittsburgh AFC	5	91	18.2	24	0
1991 Pittsburgh AFC	6	75	12.5	25	0
1992 Pittsburgh AFC	12	219	18.3	28	0
1993 Pittsburgh AFC	11	168	15.3	30	0
NFL Totals—7 years	98	1,904	19.4	92t	1

Additional Statistics: Made 11 special teams tackles in 1987, 5 in 1988, 11 in 1989, 9 in 1990, 9 in 1991
Recovered 1 opponent fumble in 1987, 1 in 1990

Post Season					
RECEIVING	No.	Yds.	Avg.	LG	TD
1989 Pittsburgh AFC	3	18	6.0	11	0
1992 Pittsburgh AFC	1	9	9.0	9	0
1993 Pittsburgh AFC	3	36	12.0	26	0
NFL Totals—7 years	7	63	9.0	26	0

RUSHING	Att.	Yds.	Avg.	LG	TD	Fum/Lost
1989 Pittsburgh AFC	1	22	22.0	22	0	0/0
1992 Pittsburgh AFC	1	-4	-4.0	-4	0	0/0
1993 Pittsburgh AFC	3	11	3.7	9	0	0/0
NFL Totals—7 years	5	29	5.8	22	0	0/0

KICKOFF RETURNS	No.	Yds.	Avg.	LG	TD
1989 Pittsburgh AFC	1	14	14.0	14	0
1992 Pittsburgh AFC	3	65	21.7	26	0
1993 Pittsburgh AFC	1	18	18.0	18	0
NFL Totals—7 years	5	97	19.4	26	0

STONE'S SINGLE GAME CAREER HIGHS

Regular Season

Receptions—6 (10-19-92 vs. Cincinnati)
Yards Receiving—124 (9-1-91 vs. San Diego)
Longest Reception—90 (from Brister 10-14-90 vs. Denver)
TDs Receiving—2 (10-19-92 vs. Cincinnati)
Yards Rushing—67 (10-18-87 vs. Indianapolis)
Rushing Attempts—14 (9-18-88 vs. Cincinnati)
Longest Run—51 (10-18-87 vs. Indianapolis)
TDs Rushing—1 (9-19-93 vs. Cincinnati)
Kickoff Returns—5 (11-1-87 vs. Miami)
Yards Kickoff Returns—130 (12-4-88 vs. Houston)
Longest Kickoff Return—92t (12-4-88 vs. Houston)
TDs Kickoff Return—1 (12-4-88 vs. Houston)
Total Yards from Scrimmage—126 (9-18-88 vs. Cincinnati)
Total All-Purpose Yards—177 (9-6-92 vs. Houston)

Post Season

Receptions—3 (1-7-90 vs. Denver, 1-8-94 vs. Kansas City)
Yards Receiving—36 (1-8-94 vs. Kansas City)
Longest Reception—26 (1-8-94 from O'Donnell vs. Kansas City)
Yards Rushing—22 (12-31-89 vs. Houston)
Rushing Attempts—3 (1-8-94 vs. Kansas City)
Longest Run—22 (12-31-89 vs. Houston)

STONE'S 100-YARD GAMES

		Rec.	Yds.	Avg.	LG	TD
9-1-91	vs. San Diego	4	124	31.0	89t	1
9-27-92	at Green Bay	5	101	20.2	49	0
12-26-93	at Seattle	4	100	25.0	44	0



JUSTIN STRZELCZYK—OT

73

(Pronounced STREL-zik)

HEIGHT—6-6

WEIGHT—291

COLLEGE—Maine

BIRTHDATE—August 18, 1968

BIRTHPLACE—Seneca, New York

HOW ACQUIRED—Draft (11th in 1990)

NFL EXPERIENCE—5th Year

GAMES PLAYED-STARTED—'90 (16-0), '91 (16-0), '92 (16-7), '93 (16-12)

CAREER TOTALS: 64-19

PRO: Productive and rapidly improving lineman who has been valuable utility player... Has not missed a game in 4-year career, playing in 64 contests

since beginning as 11th-round draft choice with no previous experience on OL . . . Has 19 career starts including 12 in 1993 . . . Has gained game experience at both OT and both G positions, making 3 starts at LT, 4 at RT and last 12 at RG . . . **1993:** Played in all 16 games for 4th consecutive season . . . Started last 3 preseason games at LG for Duval Love before taking over at RG in 2nd quarter of opener vs. San Francisco (9/5) for injured Carlton Haselrig . . . The next week at Los Angeles Rams (9/12) made 1st of 10 straight starts at RG . . . Earned game ball along with rest of OL vs. San Diego (10/10) . . . At Houston (11/28) started at RG but also saw action at RT in 2nd quarter and LT in 4th . . . **1992:** Played in all 16 games with 3 starts at LT, 4 at RT . . . Played briefly at LT in opener at Houston (9/6) before seeing extensive action at both LT and RT the next week vs. New York Jets (9/13) following injuries to Tunch Ilkin and John Jackson . . . Made 1st NFL start and played entire game at RT the next 2 weeks for injured Ilkin at San Diego (9/20) and Green Bay (9/27) . . . Made 3 straight starts at LT, playing 1st and 3rd quarters vs. Cincinnati (10/19) and at Kansas City (10/25), but vs. Houston (11/1) moved to RT in 2nd quarter for injured Ilkin . . . Started at RT the following week at Buffalo (11/8) for injured Ilkin and again vs. Seattle (12/6) . . . **1991:** Played in all 16 games, primarily on special teams but also saw duty in short yardage offense . . . **1990:** Saw action in all 16 games, primarily on special teams . . . Was 293rd player drafted overall, 1 of just 5 11th-round draft choices who made an opening day roster.

COLLEGE: Named 1st team All-Yankee Conference as senior DT with 37 tackles, 3 sacks . . . Played DT last 2 seasons after arriving as DB and moving to TE . . . As junior made 7 sacks among 45 tackles . . . Had 16 receptions as sophomore TE . . . Majored in human development.

PERSONAL: Married (Keana) . . . Lives in Pittsburgh . . . Named All-Western New York in football, all-conference in basketball for West Seneca (N.Y.) High . . . Full name: Justin Conrad Strzelczyk.



RICKY SUTTON—DE

96

HEIGHT—6-2

WEIGHT—281

COLLEGE—Georgia Tech

BIRTHDATE—April 27, 1971

BIRTHPLACE—Atlanta, Georgia

HOW ACQUIRED—Rookie Free Agent (1993)

NFL EXPERIENCE—2nd Year

GAMES PLAYED-STARTED—'93 (7-0)

PRO: Newcomer a year ago who was 1 of 3 undrafted rookies to make opening day roster . . . A powerful lineman, is primarily a DE but can also play DT or NT . . . **1993:** Played in 7 games as backup DL but made no tackles in spot duty . . . Was inactive for 7 games and dressed but did not play in 2 others . . . Played 1 play in playoffs at Kansas City (1/8).

COLLEGE: A 3-year starter, made 39 tackles and 5 sacks as senior . . . Started 7 games as junior, finishing with 46 tackles, 2 sacks . . . As sophomore OLB had 8 sacks among 52 tackles . . . Graduated with degree in international business.

PERSONAL: Single . . . Lives in Stone Mountain, Ga. . . . Attended Tucker (Ga.) High, earning all-state honors as senior OLB and FB with 89 tackles, 455 rushing yards and 12 TDs . . . Full name: Frederick DeWayne Sutton.

SUTTON'S NFL RECORD

Regular Season

TACKLES	Solo	Asst.	Total	Sp.T.	Sacks	FF	FR
1993 Pittsburgh AFC	0	0	0	0	0	0	0

Post Season

TACKLES	Solo	Asst.	Total	Sp.T.	Sacks	FF	FR
1993 Pittsburgh AFC	0	0	0	0	0	0	0

STEELERS' TOP SACKERS IN A SEASON

1. 15.0	LB Mike Merriweather (1984)
2. 14.0	DE Keith Willis (1983)
3. 12.5	LB KEVIN GREENE (1993)
4. 12.0	DE Keith Willis (1986)
5. 11.5	DT Ernie Holmes (1974)



YANCEY THIGPEN—WR

82

HEIGHT—6-1

WEIGHT—206

COLLEGE—Winston-Salem State

BIRTHDATE—August 15, 1969

BIRTHPLACE—Tarboro, North Carolina

HOW ACQUIRED—Veteran Free Agent (1992)

NFL EXPERIENCE—3rd Year

GAMES PLAYED—STARTED—'91 (4-1), '92 (12-0), '93 (12-0)

CAREER TOTALS: 28-0

STEELERS TOTALS: 24-0

PRO: Opportunistic veteran with excellent abilities as receiver and special teams standout. Has just 10 career receptions, but 3 for TDs. Has played in 12 games each of last 2 years for Steelers after joining team as free agent from San Diego Chargers in 1992. . . Was originally a 4th-round draft choice of Chargers, playing in 4 games in 1991. . . **1993**: Played in 12 games and made 9 receptions for 154 yards, a 17.1-yard average, with 3 TDs. . . Also had 6 tackles on special teams. . . Scored 1st NFL TD vs. Cincinnati (9/19) on 18-yard pass and won special teams game ball with 2 tackles. . . Scored TD the next week on 7-yard pass at Atlanta (9/27). . . Received special teams game ball vs. San Diego (10/10) with 2 tackles. . . Scored 3rd TD on 39-yarder from Mike Tomczak at Denver (11/21), finishing with 2 catches for 57 yards. . . Suffered quadricep strain at Houston (11/28) and was inactive for next 4 weeks. . . Returned to make 2 catches for 39 yards vs. Cleveland (1/2). . . Was inactive for playoffs at Kansas City (1/8) with strained hamstring. . . **1992**: Signed Oct. 5 to play in last 12 games, making 5 tackles on special teams, 1 reception. . . Got 1st NFL reception vs. Detroit (11/15) and set up TD drive with 29-yard KOR vs. Cleveland (12/27). **1991**: As rookie spent 1st 3 weeks on Chargers' practice squad before being activated to play in game 4. . . Returned to practice squad until last 3 games, playing in all 3 with start vs. Denver (12/22). . . Was 90th player drafted overall.

COLLEGE: Completed career with 85 receptions for 1,818 yards, 21 TDs. Had 44 catches and 14 TDs as senior to earn 1st team all-conference honors. . . Majored in sports management.

PERSONAL: Single. . . Lives in Rocky Mountain, N.C. . . Attended Southwest Edgemore High in Pinetops, N.C., earning all-conference honors as WR. . . Also lettered in basketball and track. . . Has 5 brothers and sisters. . . Grew up as fan of Steelers and Lynn Swann. . . Full name: Yancey Dirk Thigpen.

THIGPEN'S NFL RECORD

Regular Season

RECEIVING	No.	Yds.	Avg.	LG	TD
1992 Pittsburgh AFC	1	2	2.0	2	0
1993 Pittsburgh AFC	9	154	17.1	39	3
NFL Totals—2 years	10	156	15.6	39	3
KICKOFF RETURNS	No.	Yds.	Avg.	LG	TD
1992 Pittsburgh AFC	2	44	22.0	29	0
1993 Pittsburgh AFC	1	23	23.0	23	0
NFL Totals—2 years	3	67	22.3	29	0

Additional Statistics: 1 special teams tackle in 1991, 5 in 1992, 6 in 1993.

Post Season

1992 Season						
RECEIVING	No.	Yds.	Avg.	LG	TD	
1992 Pittsburgh AFC	0	0	0.0	0	0	
1993 Pittsburgh AFC	0	0	0.0	0	0	
KICKOFF RETURNS	No.	Yds.	Avg.	LG	TD	
1992 Pittsburgh AFC	1	14	14.0	14	0	
1993 Pittsburgh AFC	0	0	0.0	0	0	
PUNT RETURNS	No.	FC	Yds.	Avg.	LG	TD
1992 Pittsburgh AFC	0	1	0	0.0	0	0
1993 Pittsburgh AFC	0	0	0	0.0	0	0

THIGPEN'S SINGLE GAME CAREER HIGHS

Regular Season

Receptions—2 (11-21-93 vs. Denver, 1-2-94 vs. Cleveland)
Yards Receiving—57 (11-21-93 vs. Denver)
Longest Reception—39 (11-21-93 from Tomczak vs. Denver)
TDs Receiving—1 (3 times, last time 11-21-93 vs. Denver)
Kickoff Returns—1 (3 times, last time 11-28-93 vs. Houston)
Yards Kickoff Returns—29 (12-27-92 vs. Cleveland)
Longest Kickoff Returns—29 (12-27-92 vs. Cleveland)



LEROY THOMPSON—RB

34

HEIGHT—5-11

WEIGHT—216

COLLEGE—Penn State

BIRTHDATE—February 3, 1968

BIRTHPLACE—Knoxville, Tennessee

HOW ACQUIRED—Draft (6th in 1991)

NFL EXPERIENCE—4th Year

GAMES PLAYED—STARTED—'91 (13-0),
'92 (15-2), '93 (15-6)

CAREER TOTALS: 43-8

PRO: Team's rushing leader last year despite starting just 6 games . . . A productive runner, ranks 2nd among active Steelers with 980 career rushing yards, 3rd with 74 receptions . . . Has primarily been 3rd-down specialist . . .

1993: Made career-high 6 starts in last 7 games and led team with 205 runs for 763 yards, 3 TDs . . . Also tied for 3rd with 38 receptions for 259 yards and had 4 KORs for 77 yards . . . Gained 89 yards on 25 runs and had 10 receptions in 1st 5 games before posting 1st 100-yard game vs. New Orleans (10/17) with 16 carries for 101 yards, including 91 yards in 2nd half, after replacing injured Barry Foster. Earned offensive game ball for also leading team with 4 receptions . . . Replaced Foster in 1st quarter vs. Buffalo (11/15) and had career-high 30 carries for 108 yards, 1 TD . . . Made 1st start the next week at Denver (11/21) and ran 17 times for 77 yards . . . Started final 5 games beginning vs. New England (12/5), rushing 22 times for 82 yards including personal-best 36-yarder, and 4 receptions . . . Scored 2 rushing TDs for 1st time at Miami (12/13) with 81 yards on 28 carries, 61 on 4 receptions for career-high 142 combined yards . . . Had season-high 5 catches at Seattle (12/26) . . . Gained 91 yards on 26 carries vs. Cleveland (1/2) to win team rushing title . . . In playoffs at Kansas City (1/8) started and led team with 60 yards on 25 carries, 3 receptions . . . **1992:** Finished 2nd on team with 157 rushing yards on 35 carries, 1 TD, and made 22 receptions for 278 yards . . . Played in 15 games, starting at Cleveland (10/11) and Kansas City (10/25) . . . Did not play in opener due to hamstring injury and had only 2 carries and 3 receptions in next 4 games . . . Ran 8 times for 33 yards and made season-high 4 receptions for 47 yards at Kansas City (10/25) in start for Foster . . . Scored 1st NFL TD on 2-yard run vs. Indianapolis (11/15), finishing with 52 yards on 8 carries, 16 on 2 catches . . . Had 86 combined yards vs. Minnesota (12/20) with 30 rushing, 56 receiving . . . Ran once for 3 yards in playoffs vs. Buffalo (11/8) . . . **1991:** Played in 13 games, missing 3 after suffering hamstring injury on opening day . . . Gained 60 yards on 20 carries, 118 yards on 14 receptions . . . Made 2 catches each vs. Seattle (10/20), at Cincinnati (11/10) and vs. Washington (11/24), season-high 90 combined yards at Houston (12/8) with 6 receptions for 67 yards, 10 carries for 23 . . . Had at least 1 rushing attempt in 8 games, at least 1 catch in 6 . . . Was 19th RB and 158th player drafted overall.

COLLEGE: Ranked 19th in school history with 1,215 rushing yards . . . As senior led team with 152 carries for 573 yards, 8 TDs, and added 20 receptions for 245 yards despite missing 2 games . . . Was starting FB for 4th game of junior year, finishing with 54 runs for 184 yards, 1 TD, 9 catches for 106 yards . . . As sophomore rushed for 401 yards with just 2 starts . . . Majored in communications.

PERSONAL: Married (Nikitia) . . . Lives in Cincinnati . . . Attended Austin East High in Knoxville, Tenn., earning All-America honors from Parade, USA Today, Coach, and Athlete & Scholastic Coach . . . A 2-time state player of year, all-state choice after rushing for 5,682 yards, gaining 1,531 receiving, making 41 interceptions and scoring 95 TDs . . . Teams were 50-5 over 4 seasons . . . Also named all-state and MVP in basketball . . . Intern with WNOX-Radio in Knoxville, Tenn. during off-season . . . Full name: Ulys Leroy Thompson.

THOMPSON'S NFL RECORD

RUSHING	Regular Season					
	Att.	Yds.	Avg.	LG	TD	Fum/Lost
1991 Pittsburgh AFC	20	60	3.0	14	0	1/0
1992 Pittsburgh AFC	35	157	4.5	25	1	2/2
1993 Pittsburgh AFC	205	763*	3.7	36	3	7/2
NFL Totals—3 years	260	980	3.8	36	4	10/4
RECEIVING	Regular Season					
	No.	Yds.	Avg.	LG	TD	
1991 Pittsburgh AFC	14	118	8.4	32	0	
1992 Pittsburgh AFC	22	278	12.6	29	0	
1993 Pittsburgh AFC	38	259	6.8	28	0	
NFL Totals—3 years	74	655	8.9	32	0	

KICKOFF RETURNS	No.	Yds.	Avg.	LG	TD
1991 Pittsburgh AFC	1	8	8.0	8	0
1992 Pittsburgh AFC	2	51	25.5	33	0
1993 Pittsburgh AFC	4	77	19.3	27	0
NFL Totals—3 years	7	136	19.4	33	0

Additional Statistics: 2 special teams tackles in 1992

RUSHING	Post Season					
	Att.	Yds.	Avg.	LG	TD	Fum/Lost
1992 Pittsburgh AFC	1	3	3.0	3	0	0/0
1993 Pittsburgh AFC	25	60*	2.4	10	0	0/0
NFL Totals—3 years	26	63	2.4	10	0	0/0

RECEIVING	No.	Yds.	Avg.	LG	TD
1992 Pittsburgh AFC	0	0	0.0	0	0
1993 Pittsburgh AFC	3	4	1.3	5	0
NFL Totals—3 years	3	4	1.3	5	0

THOMPSON'S SINGLE GAME CAREER HIGHS

Regular Season

Rushing Attempts—30 (11-15-93 vs. Buffalo)
Yards Rushing—108 (11-15-93 vs. Buffalo)
Longest Run—36 (12-5-93 vs. New England)
TDs Rushing—2 (12-13-93 vs. Miami)
Receptions—6 (12-8-91 vs. Houston)
Yards Receiving—67 (12-8-91 vs. Houston)
Longest Reception—32 (from O'Donnell 12-8-91 vs. Houston)
Kickoff Returns—1 (7 times, last time 9-27-93 vs. Atlanta)
Yards Kickoff Returns—33 (12-13-92 vs. Chicago)
Longest Kickoff Return—33 (12-13-92 vs. Chicago)
Total Yards from Scrimmage—90 (12-8-91 vs. Houston)

Post Season

Rushing Attempts—25 (1-8-94 vs. Kansas City)
Yards Rushing—60 (1-8-94 vs. Kansas City)
Longest Run—10 (1-8-94 vs. Kansas City)
Receptions—3 (1-8-94 vs. Kansas City)
Yards Receiving—4 (1-8-94 vs. Kansas City)
Longest Reception—5 (1-8-94 from O'Donnell vs. Kansas City)
Total Yards from Scrimmage—64 (1-8-94 vs. Kansas City)

THOMPSON'S 100-YARD GAMES

		Att.	Yds.	Avg.	LG	TD
10-17-93	vs. New Orleans	16	101	6.3	31	0
11-15-93	vs. Buffalo	30	108	3.6	14	1

*Team leader



MIKE TOMCZAK—QB

18

HEIGHT—6-1
WEIGHT—202
COLLEGE—Ohio State
BIRTHDATE—October 23, 1962
BIRTHPLACE—Chicago, Illinois
HOW ACQUIRED—Unrestricted Free Agent from Cleveland (1993)
NFL EXPERIENCE—10th Year
GAMES PLAYED-STARTED—'85 (6-0), '86 (13-7), '87 (12-6), '88 (14-5), '89 (16-11), '90 (16-2), '91 (12-7), '92 (12-8), '93 (7-1)
CAREER TOTALS: 108-47
STEELERS TOTALS: 7-1

PRO: Experienced player now in 10th season . . . A valuable backup QB, has made 47 career starts posting 27-20 record in regular season . . . Came to Steelers as unrestricted free agent from Cleveland Browns on April 6, 1993 . . . Began NFL career as undrafted rookie with Chicago Bears in 1985 . . . Spent first 6 NFL seasons with Bears followed by 1 each with Green Bay Packers, Browns and Steelers . . . In Chicago started 31 of 77 games played, building 21-10 record as starter including 10-0 in 1st 10 starts . . . Started 7 games for Green Bay, 8 for Cleveland, 1 for Steelers prior to this year . . . **1993:** Started 1st game as a Steeler on opening day vs. San Francisco (9/5) for Neil O'Donnell, completing 4 of 11 for 46 yards with 2 Ints. in 1st half of action . . . Played in total of 7 games, finishing with 29 completions on 54 passes (53.7%) for 398 yards, 2 TDs, 5 Ints. for 51.3 rating . . . Completed 3 of 4 for 66 yards, 1 TD vs. New Orleans (10/17) . . . At Denver (11/21) was

5 of 6 for 81 yards with TD . . . Completed 8 of 13 for 61 yards with 2 Ints. at Houston (11/28) . . . Had season-highs with 9 completions on 20 attempts for 144 yards, 1 Int. vs. Houston (12/19) . . . **1992:** Made 8 starts for Browns (4-4) and had AFC-best 8.02 yards per pass attempt with career-high 80.1 passer rating . . . Started games 4-11 for injured Bernie Kosar . . . First win as a Brown came in 2nd start, a 17-14 victory vs. Steelers at Cleveland (10/11) with 10 of 17 passes for 171 yards and 47-yard TD . . . Threw for 2 TDs in win at Houston (11/8) . . . Had career-high 322 yards completing 18 of 32 vs. San Diego (11/15) . . . In season finale played 2nd half vs. Steelers (12/27), completing 8 of 15 for 141 yards, 1 TD, 2 Ints. . . . **1991:** Made 5 starts (2-3) for Packers, finishing as team leader with 128 completions on 238 passes for 1,490 yards, 11 TDs, 9 Ints. . . . In 1st start as Packer threw for 317 yards and 2 TDs vs. Buffalo (11/10) while completing 23 of 38 . . . Was 20 of 40 including 75-yarder vs. Minnesota (11/17) . . . Had career-best 48-yard run to set up TD vs. Indianapolis (11/24) and tossed 3 TD passes vs. Atlanta (12/1) . . . **1990:** Started last 2 games in regular season plus 2 in playoffs in last year with Bears . . . Led win vs. Tampa Bay (12/23) with 2 TDs passing, 1 rushing . . . In playoffs threw 1 TD pass each vs. New Orleans (1/6) and New York Giants (1/31) . . . **1989:** Made career-high 11 starts with 4-0 beginning, completing 156 of 306 for 2,058 yards with 16 TDs, 16 Ints. . . . Had 1st 300-yard game and 2 TDs at Detroit (9/24), 3 TDs and 266 yards vs. Philadelphia (10/2) . . . Also threw 3 TD passes vs. Houston (10/15) including 79-yarder, and 3 in under 3 minutes in relief vs. Tampa Bay (11/19) . . . **1988:** Had 75.4 passer rating while making 5 starts . . . Started and won "Fog Bowl" playoff game vs. Philadelphia (12/31) with 64-yard TD pass . . . **1987:** Started 1st 4 games and 3 others for injured Jim McMahon . . . Completed 97 of 178 passes for 1,220 yards, 5 TDs, 10 Ints. . . . **1986:** Started 7 games with 7-0 mark . . . Had career-best 85-yard completion to Emery Moorehead at Atlanta (11/16) . . . **1985:** Made Bears roster as undrafted rookie . . . Played in 6 games . . . Saw 4th-quarter action in 46-10 Super Bowl XX win vs. New England (1/26).

COLLEGE: Completed career ranked 2nd in school history with 5,569 yards, completing 376 of 675 passes with 32 TDs . . . A 3-year starter, led team to 9-3 record 3 times . . . As senior was 145 of 244 for 1,952 yards and led team to Rose Bowl win after breaking leg previous spring . . . Graduated with degree in communications.

PERSONAL: Single . . . Lives in Glencoe, Ill. . . . Played QB, P and FS for Thornton Fractional North High in Calumet City, Ill. . . . Coached by father, Ron, who is now OL coach at St. Francis College in Joliet, Ill. . . . Earned letters in football, basketball and track . . . Serves on board of directors of Leukemia Society in Chicago . . . Full name: Michael John Tomczak.

TOMCZAK'S NFL RECORD

Regular Season

PASSING	Att.	Comp.	Yds.	Pct.	LG	TD	Int.	Rtg.
1985 Chicago NFC	6	2	33	33.3	24	0	0	52.8
1986 Chicago NFC	151	74	1105	49.0	85	2	10	50.2
1987 Chicago NFC	178	97	1220	54.5	56L	5	10	62.0
1988 Chicago NFC	170	86	1310	50.6	76L	7	6	75.4
1989 Chicago NFC	306*	156*	2058*	51.0	79L	16*	16	68.2
1990 Chicago NFC	104	39	521	37.5	48	3	5	43.8
1991 Green Bay NFC	238*	128*	1490*	53.8	75L	11*	9	72.6
1992 Cleveland AFC	211	120	1693	56.9	52	7	7	80.1
1993 Pittsburgh AFC	54	29	398	53.7	39L	2	5	51.3

NFL Totals—9 years 1,418 731 9,828 51.6 85 53 68 66.3

QB Sacks: '85—0-0; '86—4-30; '87—8-31; '88—5-47; '89—6-58; '90—11-70; '91—13-105; '92—12-85; '93—7-43.

Career Totals: 66-469.

RUSHING	Att.	Yds.	Avg.	LG	TD	Record as Starter
1985 Chicago NFC	2	3	1.5	3	0	1985 (0)
1986 Chicago NFC	23	117	5.1	16	3	1986 (7)
1987 Chicago NFC	18	54	3.0	10	1	1987 (6)
1988 Chicago NFC	13	40	3.1	17	1	1988 (5)
1989 Chicago NFC	24	71	3.0	18	1	1989 (11)
1990 Chicago NFC	12	41	3.4	14	2	1990 (2)
1991 Green Bay NFC	17	93	5.5	48	1	1991 (7)
1992 Cleveland AFC	24	39	1.6	16	0	1992 (8)
1993 Pittsburgh AFC	5	-4	-0.8	2	0	1993 (1)
NFL Totals—9 years	138	454	3.3	48	9	Totals

Additional Statistics: 1 reception for 5 yards in 1990.

PASSING	Post Season				LG	TD	Int.	Rtg.
	Att.	Comp.	Yds.	Pct.				
1985 Chicago NFC	0	0	0	0.0	0	0	0	—
1986 Chicago NFC	0	0	0	0.0	0	0	0	—
1987 Chicago NFC	0	0	0	0.0	0	0	0	—
1988 Chicago NFC	32	16	227	50.0	64t	1	3	44.5
1990 Chicago NFC	61	29	371	47.5	38	1	2	58.8
1993 Pittsburgh AFC	0	0	0	0.0	0	0	0	—
NFL Totals—9 years	93	45	598	48.4	64t	2	5	54.1

QB Sacks: '85—0-0; '86—0-0; '87—0-0; '88—0-0; '90—2-12; '93—0-0
Career Totals: 2-12

RUSHING	Att.	Yds.	Avg.	LG	TD	Record as Starter	
1985 Chicago NFC	0	0	0.0	0	0	1985 (0)	0-0
1986 Chicago NFC	0	0	0.0	0	0	1986 (0)	0-0
1987 Chicago NFC	0	0	0.0	0	0	1987 (0)	0-0
1988 Chicago NFC	1	0	0.0	0	0	1988 (1)	1-0
1990 Chicago NFC	2	8	4.0	10	0	1990 (2)	1-1
1993 Pittsburgh AFC	0	0	0.0	0	0	1993 (0)	0-0
NFL Totals—9 years	3	8	2.7	10	0	Totals	2-1

TOMCZAK'S SINGLE GAME CAREER HIGHS

Regular Season

Pass Attempts—40 (11-17-91 vs. Minnesota, 12-15-91 vs. Detroit)
Completions—24 (10-2-89 vs. Philadelphia)
Yards Passing—322 (11-15-92 vs. San Diego)
Completion Percentage—69.2% (18/26, 11-6-88 vs. Tampa Bay)
Longest Completion—85 (11-16-86 to Emery Moorehead vs. Atlanta)
TD Passes—3 (4 times, last time 12-1-91 vs. Atlanta)
Interceptions—4 (12-14-87 vs. San Francisco, 10-15-89 vs. Houston)
Times Sacked—3 (12-20-87 vs. Seattle, 9-5-93 vs. San Francisco)
Rushing Attempts—6 (11-16-86 vs. Atlanta)
Yards Rushing—48 (11-24-91 vs. Indianapolis)
Longest Run—48 (11-24-91 vs. Indianapolis)
TDs Rushing—1 (9 times, last time 11-24-91 vs. Indianapolis)

Post Season

Pass Attempts—36 (1-13-91 vs. New York Giants)
Completions—17 (1-13-91 vs. New York Giants)
Yards Passing—205 (1-13-91 vs. New York Giants)
Completion Percentage—50.0% (10/20 12-31-88 vs. Philadelphia)
TD Passes—1 (12-31-88 vs. Philadelphia, 1-13-91 vs. N.Y. Giants)
Interceptions—3 (12-31-88 vs. Philadelphia)
Rushing Attempts—2 (1-6-91 vs. New Orleans)
Yards Rushing—8 (1-6-91 vs. New Orleans)

*Team leader



GERALD WILLIAMS—DE

98

HEIGHT—6-3
WEIGHT—293
COLLEGE—Auburn
BIRTHDATE—September 8, 1963
BIRTHPLACE—Waycross, Georgia
HOW ACQUIRED—Draft (2nd in 1986)
NFL EXPERIENCE—9th Year
GAMES PLAYED-STARTED—'86 (16-0),
 '87 (9-1), '88 (16-16), '89 (16-16), '90 (16-15),
 '91 (16-15), '92 (10-10), '93 (10-8)
CAREER TOTALS: 109-81

PRO: Veteran anchor of defensive line who was 5-year starter at NT before move to LDE last year . . . Has played in 109 games to share 2nd among active players, with 81 starts tied for 3rd . . . Total of 23 career sacks ranks 14th in team history, 2nd among current players . . . Leading tackler among defensive linemen 4 times (1988-91) and team sack leader in 1990 . . . **1993:** Started just 8 of 10 games played, fewest in 6 years, due to knee and hamstring injuries . . . Finished with 27 tackles, 1 sack, 3 passes blocked . . . Started 4 games at LDE, 2 at NT and 2 at DT in 4-3 front . . . Got sack vs. Cincinnati (9/19) for 23rd of career to move ahead of Bryan Hinkle to 14th in team history . . . At Atlanta (9/27) batted pass which Kevin Henry intercepted to set up FG . . . Sprained L knee vs. San Diego (10/10) and missed next 2 games . . . Started at NT vs. Buffalo (11/15) and at Denver (11/21) before suffering strained hamstring at Houston (11/28) and missing next 4 games . . . Played vs. Cleveland (1/2) and in playoffs at Kansas City (1/8), posting 3 sacks among 6 tackles vs. Chiefs . . . **1992:** Started 10 games at NT, posting 6 with sprained knee but finishing with 43 tackles, 3 sacks, 3 passes batted down, 1 forced fumble . . . Got forced fumble vs. New York Jets (9/13) followed by blocked pass at San Diego (9/20) . . . Made season-high 8 tackles including 1 sack

at Green Bay (9/27) . . . Sprained R knee in 2nd quarter at Cleveland (10/11) . . . and spent next 6 weeks on injured reserve (Oct. 13-Nov. 28) . . . Returned to start final 5 games and got sacks at Cincinnati (11/29) and vs. Seattle (12/6) . . . In playoffs made 6 tackles vs. Buffalo (1/9) . . . **1991:** Made 15 starts and finished with 50 tackles, 2 sacks, 1 pass defended . . . Had 7 tackles at Philadelphia (9/22), 6 vs. New England (9/15) . . . Got 1 sack each vs. Seattle (10/20) and Houston (11/24) . . . Started every game except at Houston (12/8) . . . **1990:** Led team with 6 sacks among 49 tackles while making 15 starts . . . Five of 6 sacks came in final 5 games with 1 vs. Cincinnati (12/2), 2 vs. New England (12/9), 1 each vs. Cleveland (12/23) and at Houston (12/30) . . . Had season-high 8 tackles vs. Bengals . . . Did not start vs. San Diego (10/7) due to ankle sprain . . . **1989:** Started all 16 games for 2nd straight year, finishing with 54 tackles, 3 sacks . . . Had 8 solo tackles vs. Kansas City (10/29), sacks vs. Detroit (10/1), at Cleveland (10/15) and vs. Chicago (11/12) . . . Recovered fumble at Miami (11/26) . . . **1988:** One of only 2 defensive players to start all 16 games . . . Made 41 tackles to lead DL for 1st time . . . Tied for 2nd with 3.5 sacks, adding 1 fumble recovery, 2 passes defended . . . **1987:** Started 1 of 9 games played, spending 4 weeks on inactive list with shoulder injury . . . Got 1st NFL start vs. Indianapolis (10/18) at RDE, making 5 solo tackles . . . at Kansas City (11/8) had 1 sack and fumble recovery . . . Suffered sprained shoulder vs. Houston (11/15), missing 4 games . . . **1986:** Played in all 16 games as backup and in short yardage defense . . . Made 3.5 sacks among 14 tackles . . . Got 1st NFL sack in opener at Seattle (9/7) . . . Was 9th DL and 36th player drafted overall.

COLLEGE: A 3-year starter at DE, named first team All-SEC as senior with 86 tackles, 9 sacks . . . Had 5 sacks among 123 tackles as junior . . . Majored in distributive education.

PERSONAL: Married (Suzie) with daughter Kristin (5/9/88) and son Jeremy (3/1/90) . . . Lives in Canonsburg, Pa. . . . Played NT and HB at Valley (Ala.) High, also participating in baseball, tennis and track, and won state title in wrestling . . . Very active in community with Fall Roundup for Boy Scouts of America's Allegheny Trails Council, Project Bundle-Up and The Bradley Center . . . Is currently working towards degree in elementary education at Duquesne . . . Wife Suzie earned accounting degree from Auburn . . . Full name: Gerald Williams.

G. WILLIAMS' NFL RECORD

TACKLES	Regular Season			Sacks	FF	FR
	Solo	Asst.	Total			
1986 Pittsburgh AFC	10	4	14	3.5	0	0
1987 Pittsburgh AFC	15	2	17	1	0	1
1988 Pittsburgh AFC	31	10	41	3.5	0	1
1989 Pittsburgh AFC	46	8	54	3	1	1
1990 Pittsburgh AFC	45	4	49	6*	1	0
1991 Pittsburgh AFC	40	10	50	2	0	0
1992 Pittsburgh AFC	26	17	43	3	1	0
1993 Pittsburgh AFC	19	8	27	1	0	0
NFL Totals—8 years	232	63	295	23	3	3
TACKLES	Post Season			Sacks	FF	FR
	Solo	Asst.	Total			
1989 Pittsburgh AFC	5	2	7	0	0	0
1992 Pittsburgh AFC	4	2	6	0	0	0
1993 Pittsburgh AFC	3	3	6	3*	0	0
NFL Totals—8 years	12	7	19	3	0	0

*Team leader

G. WILLIAMS' SINGLE GAME CAREER HIGHS

Regular Season

Sacks—2 (12-9-90 vs. New England)

Post Season

Sacks—3 (1-8-94 vs. Kansas City)

PRONUNCIATIONS

Pheather Edwards	P-arthur
Ta'ase Faumul	tah-ah-SAY fah-oo-MOO-ee
Carlton Haselrig	HASS-ul-rig
Kevin Henry	KEE-vin
Latish Kinsler	luh-TEESH
Levon Kirkland	luh-VON
Si'ulagi Palelei	see-oo-LAW-nee pah-le-LAY
Leon Searcy	SEER-see
Justin Strzelczyk	STREL-zik
Jeff Zgonina	ska-NEE-nah



JOHN L. WILLIAMS—FB

22

HEIGHT—5-11

WEIGHT—231

COLLEGE—Florida

BIRTHDATE—November 23, 1964

BIRTHPLACE—Palatka, Florida

HOW ACQUIRED—Unrestricted Free Agent from Seattle (1994)

NFL EXP.—9th Year

GAMES PLAYED-STARTED—'86 (16-16), '87 (12-10), '88 (16-16), '89 (15-15), '90 (16-16), '91 (16-16), '92 (16-16), '93 (16-9)

CAREER TOTALS: 123-114

PRO: Veteran player and 2-time Pro Bowl performer who signed as unrestricted free agent April 23 of this year . . . Brings experience of 8 seasons, 123 games played, and 114 starts for Seattle Seahawks . . . Began career as Seahawks' 1st-round draft choice in 1986 . . . Was starter beginning with 1st game of rookie campaign . . . Has accounted for 8,730 combined yards from scrimmage with 4,579 rushing, 4,151 receiving . . . Ranks 5th in NFL history for receptions by an RB with 471, trailing Roger Craig (566), Walter Payton (492), Tony Galbreath (490), Marcus Allen (480) . . . Was Seahawks' leading receiver 3 times, leading rusher once, team MVP twice and offensive captain in final 2 seasons . . . Has made more than 50 receptions each of last 6 seasons . . . Total of 33 TDs scored with 17 rushing, 16 receiving . . . Has had 6 100-yard rushing games, 4 100-yard receiving games . . . **1993:** Started 9 of 16 games played and finished as Seahawks' 2nd-leading rusher and 2nd-leading receiver . . . Had 82 carries for 371 yards, 3 TDs, 58 receptions for 450 yards, 1 TD . . . Had 50+ receptions for 6th consecutive season . . . Made 9 receptions for 48 yards at Detroit (10/17) . . . Scored 2 rushing TDs at Denver (10/31) with 43 yards on 9 carries . . . Had TD catch with 6 receptions for 60 yards at Cleveland (11/14) . . . Ran 14 times for 86 yards vs. Steelers (12/26) and got 6th career 100-yard rushing game at Kansas City (1/2), gaining 102 yards and 1 TD on 16 carries, for career-best 188 rushing yards in consecutive games . . . **1992:** Elected offensive team captain for 1st time . . . Led team in receiving for 3rd time with 74 catches for 556 yards, 2 TDs . . . Starting all 16 games, also rushed for 339 yards and 1 TD on 114 carries . . . Ranked 2nd in receptions among NFL RBs, and had AFC-high 11 at New York Giants (10/25) . . . Played in 100th career game vs. Washington (11/8), made 100th career start vs. Kansas City (11/22) . . . **1991:** Earned 2nd consecutive Pro Bowl trip after starting all 16 games and leading team with 741 rushing yards on 188 carries with 4 TDs . . . Added 61 catches for 499 yards, 1 TD . . . Ranked 3rd in AFC with 1,240 total yards from scrimmage and 3rd among NFL RBs in receptions . . . Had 109 yards on 17 carries vs. Denver (11/24) . . . **1990:** Named to Pro Bowl for 1st time as well as MVP for 2nd time . . . Led team with 73 receptions for 699 yards and rushed for 714 yards and 3 TDs on 187 carries . . . Ranked 2nd among NFL RBs in catches and yards, 3rd among all AFC players in receptions, 2nd in AFC and 6th in NFL in total yards from scrimmage with 1,413 . . . **1989:** Made 15 starts, missing 1 with ankle injury, and set single season records for RBs with 76 catches for 657 yards, 6 TDs . . . Led all NFL RBs in receptions and ranked 2nd in receiving yards . . . Made 12 catches vs. Los Angeles Raiders (12/17) . . . Named AFC offensive player of month for December after catching 30 passes for 320 yards in 4 games . . . **1988:** Named team MVP for 1st time and Seattle P-I sports star of year . . . Finished 2nd in AFC in total yards from scrimmage with 1,528 yards . . . Had career-best 877 rushing yards and caught 58 passes for 651 yards . . . Became 1st Seahawk other than Steve Largent to lead team in receptions . . . Accounted for 31.56% of team offense including 3 100-yard rushing games, 1 100-yard receiving game . . . Ran for more than 100 yards vs. Raiders (11/28) and Denver (12/11) . . . Scored 3 rushing TDs at Atlanta (10/2) . . . Had 180 receiving yards, including 75-yarder, and 239 combined yards vs. Raiders (11/28) . . . Handled ball 247 times without fumbling . . . Made 11 receptions for 137 yards in playoffs at Cincinnati (12/31) for 3rd-best postseason reception figure in NFL history . . . **1987:** Started 10 of 12 games played, finishing with 500 rushing yards, 38 receptions for 420 yards, 4 total TDs . . . Got 1st 100-yard rushing game vs. Kansas City (9/20) with 112 yards including career-best 48-yard run and 1st NFL TD . . . Ranked 2nd on team in rushing and receiving . . . Had 11.1-yard average per catch to lead all NFL RBs . . . Scored on 75-yard screen pass and finished with 117 receiving yards at Chicago (12/20) . . . **1986:** Started all 16 games as rookie as AFC's youngest starter at age 22 . . . Was also only rookie RB to start 16 games . . . Led AFC rookie RBs and ranked 3rd in NFL with 538 yards on 129 carries, also ranking 2nd among rookie RBs with 33 receptions . . . Was 15th player drafted overall, 3rd RB behind Bo Jackson and Keith Byars.

COLLEGE: Completed career as 3rd-leading rusher in school history with 2,409 yards, also ranking 3rd in all-purpose yards with 3,444 and rushing attempts with 468 . . . First player in school history to rush for more than 2,000 yards and also gain more than 800 yards receiving . . . Posted 7 100-yard

rushing games . . . Total of 92 receptions set school record for RBs, covering 863 yards with 7 TDs . . . As senior rushed for 659 yards and caught 44 passes . . . Had career-best 793 rushing yards as junior . . . Majored in management.

PERSONAL: Married (Sharon) on June 25, 1994 . . . Lives in Palatka, Fla., and attended Palatka High . . . Named All-America by Parade, Scholastic Coach and Carnation . . . Lettered in football, basketball and track . . . Full name: John L. Williams.

J.L. WILLIAMS' NFL RECORD

RUSHING	Regular Season				
	Att.	Yds.	Avg.	LG	TD
1986 Seattle AFC	129	538	4.2	36	0
1987 Seattle AFC	113	500	4.4	48	1
1988 Seattle AFC	189	877	4.6	44	4
1989 Seattle AFC	146	499	3.4	21	1
1990 Seattle AFC	187	714	3.8	25	3
1991 Seattle AFC	188	741*	3.9	42	4
1992 Seattle AFC	114	339	3.0	14	1
1993 Seattle AFC	82	371	4.5	38	3

NFL Totals—8 years **1,148** **4,579** **4.0** **48** **17**

RECEIVING	Regular Season				
	No.	Yds.	Avg.	LG	TD
1986 Seattle AFC	33	219	6.6	23	0
1987 Seattle AFC	38	420	11.1	75	3
1988 Seattle AFC	58	651	11.2	75	3
1989 Seattle AFC	76*	657	8.6	51	6
1990 Seattle AFC	73*	699	9.6	60	0
1991 Seattle AFC	61	499	8.2	35	1
1992 Seattle AFC	74*	556	7.5	27	2
1993 Seattle AFC	58	450	7.8	25	1

NFL Totals—8 years **471** **4,151** **8.8** **75** **16**

RUSHING	Post Season				
	Att.	Yds.	Avg.	LG	TD
1987 Seattle AFC	7	27	3.9	10	0
1988 Seattle AFC	7	10	0.7	3	0

NFL Totals—8 years **14** **37** **2.6** **10** **0**

RECEIVING	Post Season				
	No.	Yds.	Avg.	LG	TD
1987 Seattle AFC	2	5	2.5	3	0
1988 Seattle AFC	11	137	12.5	37	0

NFL Totals—8 years **13** **142** **10.9** **37** **0**

J.L. WILLIAMS' SINGLE GAME CAREER HIGHS

Regular Season

Yards Rushing—112 (9-20-87 vs. Kansas City)
Rushing Attempts—20 (12-11-88 vs. Denver)
Longest Run—48 (9-20-87 vs. Kansas City)
TDs Rushing—3 (10-2-88 vs. Atlanta)
Longest TD Run—44 (11-13-88 vs. Houston)
Receptions—12 (12-17-89 vs. Los Angeles Raiders)
Yards Receiving—180 (12-18-88 vs. Los Angeles Raiders)
Longest Reception—75t (12-13-87 vs. Chi., 12-18-88 vs. L.A. Raiders)
TDs Receiving—1 (16 times, last time 11-14-93 vs. Cleveland)

Post Season

Yards Rushing—27 (1-3-88 vs. Houston)
Rushing Attempts—7 (1-3-88 vs. Houston, 12-31-88 vs. Cincinnati)
Receptions—11 (12-31-88 vs. Cincinnati)
Yards Receiving—137 (12-31-88 vs. Cincinnati)

J.L. WILLIAMS' 100-YARD GAMES RUSHING

		Att.	Yds.	Avg.	TD
9-20-87	vs. Kansas City	15	112	7.5	1
11-13-88	vs. Houston	13	102	7.9	1
11-28-88	vs. Los Angeles Raiders	17	105	6.2	0
12-11-88	vs. Denver	20	109	5.5	0
11-24-91	vs. Denver	17	109	6.4	0
1-2-94	at Kansas City	16	102	6.4	1

J.L. WILLIAMS' 100-YARD GAMES RECEIVING

		No.	Yds.	Avg.	TD
12-20-87	at Chicago	8	117	14.6	1
12-18-88	at Los Angeles Raiders	7	180	25.7	1
12-31-88#	at Cincinnati	11	137	12.5	0
12-17-89	vs. Los Angeles Raiders	12	129	10.8	1
11-25-90	at San Diego	9	110	12.2	0

*Team leader #Postseason



WILLIE WILLIAMS—CB

27

HEIGHT—5-9
WEIGHT—188
COLLEGE—Western California
BIRTHDATE—December 26, 1970
BIRTHPLACE—Columbia, South Carolina
HOW ACQUIRED—Draft (6th in 1993)
NFL EXPERIENCE—2nd Year
GAMES PLAYED-STARTED—'93 (16-0)

PRO: Athletic defender with ability as CB and on special teams . . . Has excellent speed . . . One of only 3 rookies last year who played in all 16 games

1993: Played in every game despite suffering fractured wrist week 4 . . . Finished with 9 tackles on defense, 6 tackles and 1 forced fumble on special teams . . . Began season with 2 special teams tackles in opener vs. San Francisco (9/5) . . . Made special teams tackle and forced fumble on punt vs. Cincinnati (9/19) . . . Broke wrist on 1st quarter kickoff at Atlanta (9/27) and did not return . . . Made 2 defensive tackles vs. New England (12/5) replacing injured D.J. Johnson . . . Played extensively in dime defense for injured Deon Figures vs. Houston (12/19), making 3 tackles, followed by 3 tackles the next week at Seattle (12/26) . . . In playoffs at Kansas City (1/8) made 2 tackles on defense, 1 pass defended . . . Was 162nd player drafted overall.

COLLEGE: A 3-year starter, made 217 tackles to rank 2nd in school history for DBs, adding school record with 41 pass deflections . . . Named 1st team All-Southern Conference as senior with 62 tackles, 2 interceptions, 3 fumble recoveries, 2 blocked kicks . . . Had 87 tackles as junior along with 1 interception to earn 2nd-team All-SC honors . . . As sophomore made 68 tackles, 1 sack, 3 interceptions . . . Majored in sports management.

PERSONAL: Married (Melissa) . . . Lives in Pittsburgh . . . Attended Spring Valley High in native Columbia, S.C. . . . Named all-state, all-region and all-area after leading state champion team with 8 interceptions, 30.0-yard KOR avg. . . . Also played some WR and ran track . . . Wife Melissa has degree in office administration from South Carolina . . . Full name: Willie James Williams, Jr.

W. WILLIAMS' NFL RECORD

Regular Season

TACKLES	Solo	Asst.	Total	Sp.T.	Sacks	FF	FR
1993 Pittsburgh AFC	7	2	9	6	0	0	0

Additional Statistics: 1 forced fumble on special teams in 1993.

Post Season

TACKLES	Solo	Asst.	Total	Sp.T.	Sacks	FF	FR
1993 Pittsburgh AFC	2	0	2	0	0	0	0



ROD WOODSON—CB/KR

26

HEIGHT—6-0
WEIGHT—200
COLLEGE—Purdue
BIRTHDATE—March 10, 1965
BIRTHPLACE—Fort Wayne, Indiana
HOW ACQUIRED—Draft (1st in 1987)
NFL EXPERIENCE—8th Year
GAMES PLAYED-STARTED—'87 (8-0),
 '88 (16-16), '89 (15-14), '90 (16-16),
 '91 (15-15), '92 (16-16), '93 (16-16)
CAREER TOTALS: 102-93

PRO: NFL's 1993 defensive player of the year . . . A 5-time Pro Bowl selection and 3-time team MVP who is defensive team captain . . . Considered the top CB and among the best kick returners in football . . . Has rare combination of size, speed, agility, strength and athletic skill . . . Only Steeler since Mike Webster to go to 5 consecutive Pro Bowls . . . Has played in 102 games, 4th among active Steelers, and started 93 to lead team . . . Entering 1994 has string of 36 consecutive starts which is 2nd on team to Dermontti Dawson's 84 . . . Has 28 career interceptions to lead active Steelers and share 7th place in team history with Jack Lambert, adding 9.5 sacks, 6 fumble recoveries . . . Owns Steelers career records for PRs (217), PR yards (2,043), KORs (205), and KOR yards (4,529) as well as single season records for KORs (44) and KOR yards (982) . . . Won NFL KOR title in 1989 with 27.3-yard average to become 1st Steeler since Lynn Chandnois (1951-52) to win NFL KOR title . . . Led AFC in PRs in 1992 . . . Has led team in interceptions twice, was

leader in solo tackles each of last 2 years, and has blocked 2 FGAs last 2 seasons . . . Has scored 6 TDs in career with 2 on interceptions, 2 on PRs, 2 on KORs . . . One of NFL's fastest players, finished 2nd to Darrell Green in 1988 NFL Fastest Man Competition after defeating Ricky Nattiel and Willie Gault in semis, adding 3rd-place finish in 1990 . . . **1993:** Became 4th Steeler, 5th DB in 21 years and 1st DB since 1984 to be named NFL defensive player of the year by A.P. . . . Also chosen NFL defensive player of year by C&PFN, AFC defensive player of year by UPI, AFC DB of year by NFLPA, was 1 of 6 finalists for Miller Lite/NFL player of the year, named team MVP for 3rd time and was 1st team All-NFL by AP, PFW/PFWA, Sports Illustrated, The Sporting News, Football Digest, C&PFN and Beckett, 1st team All-AFC by UPI and Football News . . . In 1st-ever fan Pro Bowl voting was top choice among AFC defensive players and 1 of only 5 AFC players chosen as starter on fans, coaches and players ballots . . . NFL interception leader for most of season, finishing 3rd with career-high 8 which was 2nd-most in team history and best since Mel Blount's team-record 11 in 1975 . . . Also led team with 79 solo tackles, had 95 total tackles, 2 sacks, team-high 28 passes defended, 2 forced fumbles, 1 blocked FGA . . . Added 8.2-yard PR average, 19.6-yards on KORs . . . Had 7 interceptions in 1st 6 games including 2 each vs. 49ers, Falcons and Saints . . . In opener vs. San Francisco (9/5) made 8 tackles and blocked 47-yard FG try in 4th quarter in addition to 2 thefts . . . Had interception, sack and forced fumble at Los Angeles Rams (9/12) before setting up TD with 39-yard PR vs. Cincinnati (9/19) . . . Earned special teams game ball and named AFC special teams player of week at Atlanta (9/27) with 2 PRs for 42 yards, 2 KORs for 62 yards, 2 interceptions to take over NFL lead . . . Vs. Falcons also played 1 play on offense at WR for 1st time in career, gaining 0 yards on reverse, and was in for 1 play at WR for fake reverse the next week vs. San Diego (10/10) . . . Scored TD on 63-yard interception return on 1st pass vs. New Orleans (10/17), later adding 2nd interception to set up TD and earn defense game ball and AFC defensive player of week honors . . . Got sack among 8 tackles at Cleveland (10/24), had 36-yard KOR at Denver (11/21) . . . Made team-leading 14 tackles, forced fumble and 8th interception of season at Miami (12/13), followed by 12 tackles vs. Houston (12/19) . . . In playoffs at Kansas City (1/8) made 6 solo tackles, 1 pass defended, 3 PRs for 18 yards, 3 KORs for 66 yards . . . **1992:** Voted starter for 4th Pro Bowl after making 4 interceptions, team-leading 85 solo tackles and 100 total, career-best 6 sacks, 17 passes defended, 4 forced fumbles, 1 fumble recovered . . . Also led AFC with 11.4-yard PR average and ranked 8th in AFC on KORs with 18.8-yard average . . . Scored TD on 8-yard PR while handling every PR for team (32) . . . Moved from RCB to LCB in spring . . . Started in opener just 2 weeks after partially tearing calf muscle in preseason at Chicago (8/23) . . . In opener at Houston (9/6) had 2 interceptions including 57-yard return to set up game-winning TD, in addition to 9 tackles . . . The next week got sack, forced fumble, 6 tackles and blocked 37-yard FGA vs. New York Jets (9/13) to earn AFC defensive player of week honors . . . Set up FG with 46-yard PR to 16-yard line at San Diego (9/20) . . . Had worst game of NFL career at Green Bay (9/27), yielding 2 TD passes and muffing PR at 8-yard line . . . Got 2nd sack vs. Cincinnati (10/19) followed by 80-yard PR-TD at Kansas City (10/25) for 2nd career TD on PR, 5th TD overall, and tying 3rd-longest PR in team history and longest since 1978, also adding interception . . . Led team with 8 tackles, blocked pass and sack vs. Houston (11/1), knocking Warren Moon out of game with concussion in 3rd quarter . . . Got sack, fumble recovery and forced fumble which set up game-winning TD vs. Detroit (11/15) . . . Had first multiple sack game of career with 2 at Chicago (12/3) . . . Got 4th interception in finale vs. Cleveland (12/27) along with 9 tackles, 28-yard PR . . . In playoff game vs. Buffalo (1/9) made 1 tackle, 2 PRs before suffering concussion in 2nd quarter . . . **1991:** Selected for 3rd Pro Bowl after making 3 interceptions, 71 tackles.

NFL DEFENSIVE PLAYER OF THE YEAR

(Named by The Associated Press)

Last season CB Rod Woodson was named the NFL defensive player of the year by the Associated Press. He is the fourth Steeler and just the fifth defensive back to be named NFL defensive player of the year in the 21 years of the award.

1973 S	Dick Anderson (Miami)	1984 S	Kenny Easley (Seattle)
1974 DT	Joe Greene (Pittsburgh)	1985 LB	Mike Singletary (Chicago)
1975 CB	Mel Blount (Pittsburgh)	1986 LB	Lawrence Taylor (N.Y. Giants)
1976 LB	Jack Lambert (Pittsburgh)	1987 DE	Reggie White (Philadelphia)
1977 DE	Harvey Martin (Dallas)	1988 LB	Mike Singletary (Chicago)
1978 LB	Randy Gradishar (Denver)	1989 DT	Keith Millard (Minnesota)
1979 DE	Lee Roy Selmon (Tampa Bay)	1990 DE	Bruce Smith (Buffalo)
1980 CB	Lester Hayes (Oakland)	1991 LB	Pat Swilling (New Orleans)
1981 LB	Lawrence Taylor (N.Y. Giants)	1992 DT	Cortez Kennedy (Seattle)
1982 LB	Lawrence Taylor (N.Y. Giants)	1993 CB	ROD WOODSON (Pittsburgh)
1983 DE	Doug Belters (Miami)		

leading team with 16 passes defended, recovering 2 fumbles, forcing 1, and averaging 20.0 yards on KORs, 11.4 on PRs. Shared AFC lead and tied for 4th in NFL on PRs, 8th in AFC on KORs. Started all 15 games played, sitting out vs. Houston (11/24) with hamstring injury. Had interception, recovered fumble at Buffalo (9/8). Got sack at Dallas (11/28) followed by interception with season-high 9 tackles at Houston (12/8). Made interception vs. Cincinnati (12/15), recovered fumble in finale vs. Cleveland (12/22). Had longest PR of 40 yards vs. New England (9/15). **1990:** Named team MVP to become 5th Steeler and 2nd on defense to win award twice, joining Terry Bradshaw, Jack Lambert, Louis Lipps, John Stallworth. Led team with 5 interceptions and was voted starting CB for Pro Bowl. Also had 66 tackles, 16 passes defended, 1 forced fumble, and did not allow a TD pass until 16th game of season. Ranked 3rd in AFC, tied for 8th in NFL on KORs with 21.8-yard average, 2nd in AFC and 5th in NFL on PRs with 10.5. Named AFC defensive player of week vs. Houston (9/16) after scoring game-winning TD on 52-yard PR. Had interceptions at Los Angeles Raiders (9/23) and San Francisco (10/14) followed by 49- and 45-yard KORs vs. Los Angeles Rams (10/29). Added 39-yard PR with interception, 6 tackles vs. Atlanta (11/4). **1989:** Won NFL KOR title with 27.3-yard average to earn 1st Pro Bowl trip as KR specialist. Started 14 of 15 games, missing 2 starts with back sprain and dislocated shoulder. Made 3 interceptions, 80 tackles, 3 fumble recoveries, team-leading 4 forced fumbles, 18 passes defended. Ranked 5th in AFC on PRs with 7.1-yard average. Got interceptions vs. Kansas City (10/29), at Denver (11/5), in finale at Tampa Bay (12/24). Scored TD on 84-yard KOR vs. San Diego (11/19), adding 72-yard KOR at Tampa Bay. In playoffs at Houston (12/31) set up game winning FG in OT by forcing and recovering fumble after making 8 tackles. In first Pro Bowl made 3 KORs for 26.3-yard average and had 1 sack. **1988:** Named co-MVP with David Little after starting all 16 games — 3 at LCB, 13 at RCB — in 1st full NFL season. Finished with 4 interceptions to share team lead, ranked 3rd with 88 tackles, led team with 18 passes defended, forced 1 fumble. Also ranked 6th in NFL on KORs with 23.0-yard average, adding 8.5 on PRs. Made 20 tackles, 1 interception while starting 1st 3 games at LCB for injured Dwayne Woodruff. Moved to RCB week 4 to start remainder of season. Had 92-yard KOR for TD at Phoenix (10/9) for 1st KOR-TD by a Steeler since 1978. **1987:** Signed Oct. 28 to end 94-day holdout. Played in last 8 games as nickel back and KR specialist. Averaged 22.3 yards on KORs, 8.4 on PRs. Scored TD on 1st NFL interception with 45-yard return at Cincinnati (11/22). Finished with 20 tackles on defense. Drafted 10th overall and was 1st DB drafted.

COLLEGE: Consensus All-America, finished 2nd to Thomas Everett in Jim Thorpe Trophy balloting. As 4-year starter broke 13 school records including solo tackles (320), interceptions (11), TDs on interceptions (3), KORs (71), KOR yards (1,535). Started 44 consecutive games, playing CB, S, RB, WR, PR, KOR. Led Big Ten DBs as senior with 108 tackles. Had 5 interceptions as junior. In final regular season game of senior year started at TB for 1st time and played 137 plays, finishing with 93 rushing yards, 3 receptions for 67 yards, 2 KORs for 46, 3 PRs for 30, 10 tackles, 1 forced fumble. Was 4-time Big Ten 55-meter hurdle champion, 2-time track All-America. Graduated in 1988 with degree in criminal justice.

PERSONAL: Married (Nicki) with daughter Marikah (8/13/90) and son Demetrius (11/25/92). Lives in Wexford, Pa. Was Parade and Blue Chip All-America as CB and HB for Snyder High in Fort Wayne, Ind. Also named all-conference in basketball. Broke state low hurdle record in 1984 with 36.04 time, was 2-time state champion in low and high hurdles. Qualified for Olympic Trials in 100-meter hurdles in 1984. Is 1st Pittsburgh athlete to serve on board of directors from Leukemia Society. Full name: Roderick Kevin Woodson.

STEELERS' MOST VALUABLE PLAYERS

1969	WR Roy Jefferson	1982	CB Dwayne Woodruff
1970	DT Joe Greene	1983	PK Gary Anderson
1971	LB Andy Russell	1984	WR John Stallworth
1972	RB Franco Harris	1985	WR Louis Lipps
1973	WR Ron Shanklin	1986	LB Bryan Hinkle
1974	S Glen Edwards	1987	LB Mike Merriweather
1975	CB Mel Blount	1988	LB David Little, CB Rod Woodson
1976	LB Jack Lambert	1989	WR Louis Lipps
1977	QB Terry Bradshaw	1990	CB Rod Woodson
1978	QB Terry Bradshaw	1991	LB Greg Lloyd
1979	WR John Stallworth	1992	RB Barry Foster
1980	SS Donnie Shell	1993	CB Rod Woodson
1981	LB Jack Lambert		

NOTE: Selected by vote of Steelers players.

WOODSON'S NFL RECORD

Regular Season

INTERCEPTIONS	No.	Yds.	Avg.	LG	TD
1987 Pittsburgh AFC	1	45	45.0	45t	1
1988 Pittsburgh AFC	4	98	24.5	29	0
1989 Pittsburgh AFC	3	39	13.0	39	0
1990 Pittsburgh AFC	5*	67	13.4	34	0
1991 Pittsburgh AFC	3	72	24.0	41	0
1992 Pittsburgh AFC	4	90	22.5	57	0
1993 Pittsburgh AFC	8*	138	17.3	63t	1
NFL Totals—7 years	28*	549	19.6	63t	2

TACKLES	Solo	Asst.	Total	Sp.T.	Sacks	FF	FR
1987 Pittsburgh AFC	15	5	20	3	0	0	4
1988 Pittsburgh AFC	78	10	88	1	0.5	1	0
1989 Pittsburgh AFC	67	13	80	0	0	4*	3
1990 Pittsburgh AFC	54	12	66	0	0	1	0
1991 Pittsburgh AFC	60	11	71	0	1	1	2
1992 Pittsburgh AFC	85*	15	100	0	6	4	1
1993 Pittsburgh AFC	79*	16	95	1	2	2	0
NFL Totals—7 years	438	82	520	5	9.5	13	6

PUNT RETURNS	No.	FC	Yds.	Avg.	LG	TD
1987 Pittsburgh AFC	16	1	135	8.4	20	0
1988 Pittsburgh AFC	33	6	281	8.5	28	0
1989 Pittsburgh AFC	29	2	207	7.1	20	0
1990 Pittsburgh AFC	38	8	398	10.5	52t	1
1991 Pittsburgh AFC	28	12	320	11.4	40	0
1992 Pittsburgh AFC	32	13	364	11.4#	80t	1
1993 Pittsburgh AFC	41	11	338	8.2	39	0
NFL Totals—7 years	217**	53	2,043**	9.4	80t	2

KICKOFF RETURNS	No.	Yds.	Avg.	LG	TD
1987 Pittsburgh AFC	13	290	22.3	36	0
1988 Pittsburgh AFC	37	850	23.0	92t	1
1989 Pittsburgh AFC	36	982**	27.3##	84t	1
1990 Pittsburgh AFC	35	764	21.8	49	0
1991 Pittsburgh AFC	44**	880	20.0	47	0
1992 Pittsburgh AFC	25	469	18.8	32	0
1993 Pittsburgh AFC	15	294	19.6	44	0
NFL Totals—7 years	205**	4,529**	22.1	92t	2

RUSHING	Att.	Yds.	Avg.	LG	TD
1993 Pittsburgh AFC	1	0	0.0	0	0

Additional Statistics: 1 blocked FG 9-13-92 vs. N.Y. Jets; 1 blocked FG 9-5-93 vs. San Francisco.

Post Season

TACKLES	Solo	Asst.	Total	Sp.T.	Sacks	FF	FR
1989 Pittsburgh AFC	8	3	11	0	0	1	1
1992 Pittsburgh AFC	1	0	1	0	0	0	0
1993 Pittsburgh AFC	6	0	6	0	0	0	0
NFL Totals—7 years	15	3	18	0	0	1	1

PUNT RETURNS	No.	FC	Yds.	Avg.	LG	TD
1989 Pittsburgh AFC	2	1	20	10.0	18	0
1992 Pittsburgh AFC	2	0	14	14.0	14	0
1993 Pittsburgh AFC	3	2	18	6.0	8	0
NFL Totals—7 years	7	3	52	7.4	18	0

KICKOFF RETURNS	No.	Yds.	Avg.	LG	TD
1989 Pittsburgh AFC	6	107	17.8	21	0
1992 Pittsburgh AFC	0	0	0.0	0	0
1993 Pittsburgh AFC	3	66	22.0	42	0
NFL Totals—7 years	9	173	19.2	42	0

WOODSON'S SINGLE GAME CAREER HIGHS

Regular Season

Interceptions—2 (4 times, last time 10-17-93 vs. New Orleans)
Interception Return Yards—73 (9-6-92 vs. Houston)
Longest Interception Return—63t (10-17-93 vs. New Orleans)
TDs Interception Return—1 (11-22-87 vs. Cin., 10-17-93 vs. N.O.)
Sacks—2 (12-13-92 vs. Chicago)
Punt Returns—6 (10-10-93 vs. San Diego)
Longest Punt Return—80t (10-25-92 vs. Kansas City)
TDs Punt Return—1 (9-16-90 vs. Houston, 10-25-92 vs. Kansas City)
Kickoff Returns—5 (nine times, last time 11-10-91 vs. Cincinnati)
Longest Kickoff Return—92t (10-9-88 vs. Phoenix)
TDs Kickoff Return—1 (10-9-88 vs. Phoenix, 11-19-89 vs. San Diego)

Post Season

Punt Returns—3 (1-8-94 vs. Kansas City)

Longest Punt Return—18 (12-31-89 vs. Houston)

Kickoff Returns—4 (12-31-89 vs. Houston)

Longest Kickoff Return—42 (1-8-94 vs. Kansas City)

*Team leader

##NFL leader

#AFC leader

**Team record



JEFF ZGONINA—DT

(Pronounced ska-NEE-nah)

HEIGHT—6-1

WEIGHT—284

COLLEGE—Purdue

BIRTHDATE—May 24, 1970

BIRTHPLACE—Lake Grove, Illinois

HOW ACQUIRED—Draft (7th in 1993)

NFL EXPERIENCE—2nd Year

GAMES PLAYED-STARTED—'93 (5-0)

90

PRO: Powerful and effective lineman who made contributions as rookie 7th-round draft pick last year . . . Plays NT and DT in addition to being able to handle long-snapping duties . . . **1993:** Played in 5 of last 7 games, finishing with 16 tackles (11 solo), 3 QB pressures, 1 forced fumble . . . Inactive for 1st 8 games, dressed but did not play vs. Buffalo (11/15) . . . Saw 1st action at Denver (11/21) alternating at NT with Gerald Williams and Joel Steed, making 7 tackles (5 solo) . . . Got season-high 8 tackles the next week at Houston (11/28) replacing Williams in dime defense . . . Set up TD with fumble recovery vs. New England (12/5) in addition to team-high 3 QB pressures, 3 tackles while playing extensively at NT . . . Inactive for playoffs at Kansas City (1/8) . . . Was 185th player drafted overall.

COLLEGE: A 4-year starter, made school-record 75 tackles for loss . . . Began career as LB and was long-snapper 1st 3 years . . . A Lombardi Award finalist as senior as well as 1st team All-Big Ten, conference defensive player of year, and recipient of Pop Doan Award and Kiwanis Citizenship Award . . . As team captain led Big Ten with 13 sacks, 5 forced fumbles, 28 tackles for loss while making 101 tackles . . . As junior was 1st team All-Big Ten after move from DT to NT, making 76 tackles, 3 sacks . . . As sophomore LDT had 123 tackles, 6 sacks . . . As red shirt freshman started at LDT and made 82 tackles, 7 sacks . . . Graduated in Dec., 1992 with degree in community health promotion.

PERSONAL: Single . . . Lives in Pittsburgh . . . Attended Carmel High in Lake Grove, Ill., making 11 sacks and blocking 4 punts to earn all-area, All-Catholic League and all-county honors . . . Also lettered in basketball and hockey and won conference shot put title . . . Worked as a sales representative for Uni-Label & Tag Company during off-season . . . Full name: Jeffrey Marc Zgonina.

ZGONINA'S NFL RECORD

Regular Season

TACKLES	Solo	Asst.	Total	Sp.T.	Sacks	FF	FR
1993 Pittsburgh AFC	11	5	16	0	0	0	1

Post Season

TACKLES	Solo	Asst.	Total	Sp.T.	Sacks	FF	FR
1993 Pittsburgh AFC	0	0	0	0	0	0	0

STEELERS' ALL-TIME INTERCEPTION LEADERS

1. 57 *CB Mel Blount (1970-83)
2. 52 DB Jack Butler (1951-59)
3. 51 SS Donnie Shell (1974-87)
4. 37 CB Dwane Woodruff (1979-85, 1987-90)
5. 36 S Mike Wagner (1971-80)
6. 32 *LB Jack Ham (1971-82)
7. 28 *LB Jack Lambert (1974-84)
- 28 CB **ROD WOODSON (1987-93)**
9. 25 DB Glen Edwards (1971-77)
- 25 DB Howard Hartley (1949-52)

*Member of Pro Football Hall of Fame

STEELERS 1994 DRAFT CHOICES



CHARLES JOHNSON—WR **COLORADO**
6-0 188 1st Round (#17)
Born Jan. 3, 1972 in San Bernardino, Cal.

First WR drafted overall, was named 1993 Big Eight offensive player of the year . . . Ranked 2nd in school history with 127 receptions for school-record 2,447 yards, and 15 TDs which shares school record . . . First WR in school history to top 2,000 career receiving yards . . . As senior named 1st team All-Big Eight with team-leading 57 catches for 1,082 yards, school-record 9 TDs . . . Led Big Eight in receiving yards/game (98.4) and yards/catch (19.0), 2nd in catches/game (5.2), 3rd in all-purpose

yards/game (118.0) . . . Had 5 100-yard games . . . Named 1st team All-Big Eight as junior after making 57 receptions for school-record 1,149 yards, 5 TDs . . . Joined WR Michael Westbrook to form 4th receiving tandem in NCAA history to gain 1,000 receiving yards each in same season . . . Had 5 100-yard games . . . Played in every game as sophomore, starting 3, and finished with 13 receptions for 216 yards, 1 TD . . . Added 10 KORs for 194 yards . . . Received 1990 Lee Willard Award as team's outstanding freshman . . . In track ran 55-meter, and 400-meters in 1990 and 1991 . . . Graduated with degree in marketing, earning Academic All-Big Eight Honor Roll accolades and school's "Academic Starters" recognition with 3.0 GPA . . .

HIGH SCHOOL/PERSONAL: Attended Cajon High in San Bernardino, Cal., making 48 catches for 899 yards, 17 TDs . . . Named All-America despite playing in only 2 games as senior after suffering knee injury, finishing with 8 receptions for 200 yards, 4 TDs . . . As junior made 32 catches for 658 yards and 12 TDs . . . Ran 110-meter high hurdles and 300 meters for track team and lettered in basketball.



BRENTSON BUCKNER—DL **CLEMSON**
6-2 310 2nd Round (#21, 50)
Born Sept. 30, 1971 in Columbus, Ga.

Made 22 sacks to rank 3rd in school history, 46 TFL to rank 4th . . . Set school record with 1,220-pound lift on leg sled and also has 30-inch vertical leap and bench presses 475 pounds . . . As senior named 1st team All-ACC after starting last 11 games and leading team with 6.5 sacks and 10 TFL, ranking 2nd with 84 tackles . . . Started every game at NG as junior, ranking 2nd on team with 85 tackles, 8 sacks, 18 TFL . . . Also led team with 18 QB pressures . . . As sophomore made 5.5 sacks

among 56 tackles, adding 7 QB pressures, 10 TFL . . . Played in 10 games as freshman backup NG, making 28 tackles, 2 sacks . . . Graduated with degree in English . . . **HIGH SCHOOL/PERSONAL:** Attended Carver High in Columbus, Ga. . . Named All-America by Street & Smith's, all-state and All-Dixie . . . As senior DT made 112 tackles with 16 sacks, 15 FF, and also rushed for 395 yards as FB and handled kickoffs . . . As junior made 85 tackles . . . Earned 4 letters in football, 3 in track, 3 in basketball and 2 in baseball . . . Won state shot put title with 58' 3-1/2" heave . . . Has 7 sisters and 2 brothers.



JASON GILDON—LB **OKLAHOMA STATE**
6-3 235 3rd Round (#23, 88)
Born July 31, 1972 in Altus, Okla.

3-year starter at RDE, makes move to OLB . . . Set school record with 39.5 career sacks to top previous record-holder Leslie O'Neal's 33 sacks . . . Also broke single season record with 16 sacks as sophomore . . . Named 1st team All-Big East as senior, starting at RDE and leading team's DL with 76 tackles, 9.5 sacks, 7 TFL, 4 FF, 2 FR . . . As junior named 1st team All-Big Eight after making 77 tackles, 10 sacks, 8 TFL, 4 FF, 2 FR . . . Was only true sophomore on AP All-Big Eight team after

setting school record with 16 sacks, breaking mark of 14 by O'Neal in 1985 . . . Made 48 tackles including 4 sacks as true freshman . . . Was 1st true freshman to earn locker in varsity dressing room . . . General studies major . . . Drafted on choice from Minnesota in Adrian Cooper trade . . . **HIGH SCHOOL/PERSONAL:** Named all-state for Altus (Okla.) High . . . As DT made 62 tackles and led defense that allowed just 190 total yards and 8.6 points/game . . . Also made 37 receptions for 637 yards as TE . . . Is 1 of 5 children.



BYRON "BAM" MORRIS—RB TEXAS TECH
6-0 241 3rd Round (#26, 91)

Born Jan. 13, 1972 in Cooper, Tex.

2nd-leading rusher in school history with 3,545 rushing yards, trailing James Gray's 4,066 yards, and was also 2nd to Gray in career TDs with 37 . . . Played only 3 seasons but had 638 carries for 3,545 yards and 37 TDs rushing, 39 receptions for 277 yards . . . Named 1st team All-America and All-Southwest Conference as senior after leading nation in scoring with 12.2 points/game and ranking 2nd with 159.3 rushing yards/game, 4th with 172.9 all-purpose yards/game . . . Had 10 100-yard

games and finished with 1,752 yards on 298 carries with 22 TDs to break school & conference single season records, including Earl Campbell's SWC mark of 1,744 yards in 1977 . . . Total of 22 TDs topped previous rushing record of 20 TDs and equalled SWC total TD record of 22 TDs . . . 5th player in SWC history to gain 1,900 all-purpose yards in a season . . . As junior named 1st team All-SWC after rushing for 1,279 yards on 242 carries with 10 TDs . . . Ranked 9th in nation with average of 116.3 rushing yards/game and had 6 100-yard games . . . As sophomore led team with 514 yards on 98 carries with 5 TDs . . . Majoring in recreation . . . **HIGH SCHOOL/PERSONAL:** Attended Cooper (Tex.) High, earning all-state and Dallas News Top 30 honors . . . Led state in rushing with 2,972 yards and 38 TDs as a senior . . . Completed career with 6,970 rushing yards and 89 TDs in 3 seasons . . . Brother Ron played WR for Chicago Bears in 1987 . . . Is cousin of boxer Terry Norris.



TA'ASE FAUMUI—DL HAWAII
6-3 271 4th Round (#19, 122)

Born March 19, 1971 in Western Samoa

(Pronounced tah-ah-SAY fah-oo-MOO-ee)

Big and powerful defender who played just 2 full seasons in college . . . As senior named 1st team All-WAC after starting all season at LDT . . . Made 45 tackles, 2 sacks, 4 TFL, 2 FF, 1 FR . . . Started full season at LDT as junior and made 54 tackles with 4 sacks, 1 FR . . . Made 3 tackles while playing in 4 games as sophomore . . . Majoring in sociology . . . **HIGH SCHOOL/PERSONAL:** Named 1st team all-state and Hawaii defensive

player of year for Farrington High in Honolulu . . . Also won state title in shot put . . . Moved with family to Hawaii at age 8.



MYRON BELL—S MICHIGAN STATE
5-11 203 5th Round (#10, 141)

Born Sept. 15, 1971 in Toledo, Ohio

Versatile defender with experience at CB and S . . . 3-year starter who was honorable mention All-Big Ten each of last 2 seasons . . . Started entire senior year at RCB, making 66 tackles to rank 3rd on team . . . Had 4 FF and led conference with 4 FR . . .

As junior started 8 games at weakside CB, 3 at SS . . . Made 48 tackles, 1 sack, 2 Ints . . . Made 10 starts as sophomore with 9 at SS, 1 at FS . . . Had 73 tackles, 3 Ints . . . Majoring in criminal justice . . . Drafted with choice from Chicago in Tim Worley

trade . . . **HIGH SCHOOL/PERSONAL:** A 2-time all-state selection for Macomber-Whitney High in Toledo, Ohio . . . As senior was city league player of year and state co-back of year . . . Made 6 interceptions as senior, 8 as junior . . . Was football team captain and earned 3 letters each in football, basketball and track . . . Named to all-city 4x100 relay team . . . Nicknamed "Boo."



GARY BROWN—OT GEORGIA TECH
6-4 294 5th Round (#18, 149)

Born June 25, 1971 in Amityville, N.Y.

Junior college transfer who has experience as starter at G and OT . . . Started 7 games at OT as senior, missing 4 games with knee injury . . . Was in for 414 plays and only senior on OL . . . As junior started 1st 10 games at G before starting season finale at OT . . . Played 1990-91 seasons for Nassau Community College in Garden City, N.Y. . . . Named 1st team NJCAA All-America. Served as team captain . . . Helped lead team to consecutive conference and sectional titles . . . Majoring in history of

science and technology . . . **HIGH SCHOOL/PERSONAL:** Attended Brentwood (N.Y.) High . . . Lettered in football and basketball . . . Nicknamed "Roc"



JIM MILLER—QB **MICHIGAN STATE**
6-2 227 6th Round (#17, 178)
Born Feb. 9, 1971 in Grosse Pointe, Mich.
 A solid, mobile signal-caller with ability to throw deep... Established school records with 47 pass completions and 62.9% completion rate... Completed career ranked 3rd in school history in passing yards (5,037) and pass attempts (746)... As senior completed 215 of 336 passes (64.0%) for 2,269 yards with 9 TDs, 10 interceptions... As junior named academic All-Big Ten and played in 9 games, missing 2 with left shoulder sprain... Started 1st 6 contests... Completed 122 of 199

passes (63.9%) for 1,400 yards with 2 TDs, 7 interceptions... Became starter in 4th game of sophomore year and finished year with 130 completions on 218 passes (59.6%) for 1,368 yards with 6 TDs, 11 interceptions... As junior was pitcher on baseball team... Named academic All-Big Ten as freshman playing in 4 games... Graduated with degree in financial administration, earned academic honors with 3.25 GPA... **HIGH SCHOOL/PERSONAL:** Named All-America at Kettering High in Waterford, Mich... Selected state player of year as senior after throwing for 1,465 yards and 11 TDs, also serving as team captain and earning all-state, all-league and all-district honors... Earned same honors in baseball as pitcher... Lettered 3 times in football, 3 in baseball, 2 in basketball... Member of National Honor Society with 3.75 GPA.



ERIC RAVOTTI—LB **PENN STATE**
6-3 247 6th Round (#19, 180)
Born March 16, 1971 in Freeport, Pa.

Made 14.5 QB sacks in career to rank 10th in school history... Played OLB and pass-rushing DE... A 4-year letterman, sat out 1992 season to play senior year in 1993... As senior made 30 tackles including 6 sacks which tied for 2nd on team... Missed 2 games after suffering seizure but returned for season finale... Did not play in 1992... Played in 11 games as junior (1991) making 6 starts at LDT, 2 at OLB... Finished with 24 tackles, 3 sacks, 1 FR, 4 TFL... Finished 2nd on team as

sophomore with 5.5 sacks, adding 16 tackles, 5 TFL while starting 4 games... Played primarily on special teams and as a reserve on defense as freshman... Graduated with degree in labor and industrial relations, has also taken graduate courses... Drafted with choice from Minnesota in Adrian Cooper trade... **HIGH SCHOOL/PERSONAL:** Attended Freeport (Pa.) High, playing LB and TE and earning honorable mention USA Today All-American honors... Also named all-state and played in Big 33 Game... Made 250 tackles and 33 sacks... Member of National Honor Society.



BRICE ABRAMS—FB **MICHIGAN STATE**
6-1 257 7th Round (#16, 210)
Born August 10, 1971 in Detroit, Mich.

3-year starter at FB after beginning college career at OLB... Had 18 carries for 58 yards and 1 TD, 34 receptions for 238 yards... Also made 7 KORs... As senior ran 6 times for 20 yards, 1 TD in 3rd year as starter, adding 26 receptions for 183 yards... Started 10 games as junior and caught 5 passes for 41 yards... Starter in 7 games as sophomore with career-high 8 carries for 24 yards in addition to 2 receptions... As freshman played in all 12 games and had 3 runs for 13 yards, 1 reception

for 12, 4 KORs for 25 yards... Graduated with degree in criminal justice... **HIGH SCHOOL/PERSONAL:** Attended Henry Ford High in Detroit, Mich... Made 115 tackles, 8 sacks and 4 interceptions in senior year... Brother Bobby played LB for New York Giants from 1990-92.

STEELERS 1994 FREE AGENT ACTIVITY

Feb. 15	PK Gary Anderson	Named transition player
Feb. 15	TE Eric Green	Named franchise player
March 7	CB D.J. Johnson	Signed with Atlanta (unrestricted)
March 11	FB Merrill Hoge	Signed with Chicago (unrestricted)
March 14	DE Donald Evans	Signed with New York Jets (unrestricted)
March 18	TE Adrian Cooper	Traded to Minnesota
March 21	DE Ray Seals	Signed from Tampa Bay (unrestricted)
April 23	FB John L. Williams	Signed from Seattle (unrestricted)
April 29	WR Jeff Graham	Traded to Chicago
May 20	G Todd Kalks	Signed from Minnesota (unrestricted)

STEELERS FIRST-YEAR PLAYERS

STEVE AVERY RB 6-2 226 NORTHERN MICHIGAN

PRO: Returned to Steelers to play in 1993 playoff game after being waived Aug. 23 . . . Spent 1993 training camp with Steelers, 1992 camp with Green Bay Packers . . . Played in 1 game for Packers in 1991 after spending 2 weeks on Steelers' practice squad . . . In 1990 spent 1st half of season on Packers' practice squad after playing in 1 game for Houston Oilers in 1989 and spending a month on Kansas City Chiefs' practice squad . . . Played 2 seasons (1991-92) for WL Birmingham Fire under Chan Gailey, starting 12 of 20 games, rushing for 182 yards and 1 TD on 49 carries . . . **COLLEGE:** Completed career as school's all-time rushing champion after 4 seasons as starter, rushing for 3,842 yards and 42 TDs on 848 carries . . . In 1987 scored 12 TDs and rushed for 1,300 yards to rank 5th in nation and lead team for 4th straight year . . . Graduated with degree in business management . . . **PERSONAL:** Single . . . Lives in LaBelle, Fla. . . Attended Brookfield (Wis.) High, playing RB and DE . . . Ranked 2nd in state in pole vault . . . Plays 4 musical instruments . . . In offseason worked as executive assistant of operations at Port LaBelle & Oxbow Golf Club . . . Born Aug. 18, 1966 in Milwaukee, Wis. Full name: Steven George Avery.

CHUCKIE DUKES RB 5-9 202 BOSTON COLLEGE

PRO: Spent last 10 weeks of 1993 season on Steelers practice squad after signing Oct. 26 . . . Was in 1993 training camp with Washington Redskins as undrafted rookie . . . **COLLEGE:** As senior led Big East in rushing with 1,354 yards after gaining 645 as junior . . . Transferred prior to junior year from Dean Junior College . . . Majored in education . . . **PERSONAL:** Single . . . Lives in Albany, N.Y. . . Attended Colonie Central High . . . Born May 16, 1970 in Albany, N.Y. . . Full name: Charles Edward Dukes, Jr.

FRED FOGGIE DB 6-0 200 MINNESOTA

PRO: Spent 1993 season on Steelers practice squad after signing Sept. 3 . . . Played in last 3 games of 1992 for Cleveland Browns after spending 2 months on Atlanta Falcons' practice squad . . . Spent 1991 training camp with Denver Broncos as undrafted rookie . . . Played for Chan Gailey with WL Birmingham Fire in 1992 . . . **COLLEGE:** Played CB, KR, WR and RB . . . Made 47 tackles, 5 interceptions, 33 KORs for 648 yards, 31 rushes for 139 yards, 11 catches for 109 . . . Graduated with degree in applied design, minor in psychology . . . **PERSONAL:** Married (Tina) . . . Lives in Pittsburgh . . . Attended Laurens (S.C.) High in hometown, lettering in football, baseball and track and earning track All-America honors . . . Is cousin of Edmonton Eskimos QB Rickey Foggie . . . Born June 10, 1969 in Laurens, S.C. . . Full name: Fred Jerome Foggie.

DAVE HOFFMANN LB 6-2 233 WASHINGTON

PRO: Played in 1 game for Steelers in 1993 after signing Nov. 1 and spending 8 weeks on practice squad . . . Activated Dec. 24 to play at Seattle (12/26), was inactive vs. Cleveland (1/2) . . . Spent 1993 training camp with Chicago Bears after being drafted in 6th round . . . Was 146th player drafted overall . . . **COLLEGE:** Made 12 starts each of last 3 seasons, 41 of 47 games total . . . Ranked 10th in school history with 35 tackles for loss . . . Named Pac Ten player of year as senior with team-high 91 tackles, 8 sacks, 17.5 tackles for loss . . . Led team with 71 tackles as junior, adding 3 sacks to earn 1st team All-PAC Ten honors . . . Made team-leading 79 tackles as sophomore after starting 5 games as freshman . . . Graduated with degree in sociology . . . **PERSONAL:** Single . . . Lives in San Jose, Cal., attending Pioneer High . . . A 3-time all-league LB, was league MVP as senior with 209 tackles, 4 interceptions . . . Scored 4 TDs as junior TE . . . Born July 24, 1970 in San Luis Obispo, Cal. . . Full name: David Paul Hoffmann.

ANDY KELLY QB 6-3 215 TENNESSEE

PRO: Signed with Steelers April 21 . . . Was in Phoenix Cardinals' training camp in 1992 as undrafted rookie . . . **COLLEGE:** A 3-year starter who is all-time passing leader in school history with 514 completions on 846 passes (60.8%) for 6,397 yards, 36 TDs, all for school records . . . Mark of 36 TD passes was tied in 1993 by Heath Shuler . . . Led team to consecutive SEC championships and Sugar Bowl and Fiesta Bowl wins, posting 24-5-2 record as starter . . . As senior set school single season records, completing 228 of 361 for 2,759 yards, 15 TDs . . . Was 179 of 304 for 2,241 yards, 14 TDs as junior . . . Graduated on May 13, 1994 with degree in sociology . . . **PERSONAL:** Single . . . Lives in native Dayton, Tenn. . . Attended Rhea County High in Evansville, Tenn. . . Named All-America with 5,150 passing yards, 45 TDs, and Parade All-America as kicker with 7 FGs, 43/49 PATs, 43.7-yard punting avg. . . Born May 6, 1968 in Dayton, Tenn. . . Full name: Andrew Allen Kelly.

LESLIE SHEPHERD WR 5-11 189 TEMPLE

PRO: Spent 1993 season on Steelers practice squad after signing March 17 . . . Spent 1992 camp with Tampa Bay Buccaneers as undrafted rookie, waived prior to season . . . **COLLEGE:** Led team as senior with 26 receptions for 436 yards, 4 TDs, completing career with 45 catches for 629 yards, 5 TDs . . . Doubled as KR . . . Majored in business management . . . **PERSONAL:** Married, (Monica) . . . Lives in Largo, Md. . . Attended Forrestville (Md.) High, earning all-metro, all-state and all-county honors as well as being rated top WR in nation by Parade . . . Full name: Leslie Glenard Shepherd.

TIM SIMPSON G/C 6-2 285 ILLINOIS

PRO: Spent 1993 season on Steelers practice squad after signing March 16 . . . Spent 1992 training camp with Cleveland Browns after being drafted in 12th round . . . Was 229th player drafted overall . . . **COLLEGE:** Made school-record streak of 48 straight starts, every game of career, at G . . . Named Kodak All-America and All-Big Ten . . . An honors student, graduated in 1991 with degree in business administration/marketing . . . **PERSONAL:** Married (Lori) with son Austin (6/15/91) and daughter Megan (3/6/93) . . . Lives in Marquette Heights, Ill. . . Attended East Peoria (Ill.) High, earning all-state honors in football, All-America in wrestling with 179-4 record including 150 pins . . . In off-season was substitute teacher and speaker at Operation Snowball workshops . . . Born March 5, 1969 in Peoria, Ill.

JON VOLPE RB 5-7 201 STANFORD

PRO: Played 3 seasons for CFL British Columbia Lions (1991-93) . . . Was 1991 CFL rookie of year and all-star after rushing for 1,395 yards on 239 carries with 16 TDs to rank as CFL's 3rd-leading rusher . . . Also made 53 receptions for 459 yards, 4 TDs . . . Total of 20 TDs broke CFL records for 1st-year players . . . Signed with Steelers April 29 . . . **COLLEGE:** Completed career ranked 5th in school history with 1,674 rushing yards . . . Rushed for 1,027 yards in 1988 for 4th-best season in school history . . . Set school record with 220 yards on 20 carries vs. Washington . . . Was 2nd-team Academic All-America . . . Graduated in 1991 with bachelor's and master's degrees in industrial engineering . . . **PERSONAL:** Married (Heather) on April 16, 1994 . . . Lives in Green Valley, Ariz. . . Attended Amphitheater High in Tucson . . . Born April 17, 1968 in Kincheloe, Mich.

STEELERS FREE AGENT ROOKIES**FRANK ADAMS CB 5-8 176 SOUTH CAROLINA**

A 2-year starter, completed career with 8 interceptions, 182 tackles, 41 KORs for 952 yards including 2 91-yard TDs . . . Led team in interceptions as senior with 4, adding 70 tackles . . . Graduated with degree in criminal justice . . . **HIGH SCHOOL/PERSONAL:** Attended Ashbrook (N.C.) High as 2-year starter at QB and TB . . . Was also sprinter for track team . . . Born Nov. 7, 1970 in Gastonia, N.C.

MIKE BAKER WR 6-0 188 WEST VIRGINIA

A 3-year starter, made 71 receptions for 1,069 yards and 7 TDs and 5 runs for 72 yards . . . Was 1st team All-Big East and All-ECAC as senior after catching 42 passes for 714 yards, 5 TDs . . . Redshirted in 1992 with broken foot . . . A member of athletic director's Academic Honor Roll, majoring in physical education . . . **HIGH SCHOOL/PERSONAL:** Attended Camden County (Ga.) High and was team MVP as well as all-coast and All-Savannah . . . Also lettered in basketball and track . . . Born Jan. 9, 1969 in Waverly, Ga.

DOMINIC CALLOWAY CB 6-0 182 MEMPHIS STATE

A 3-year starter, completed career with 154 tackles, 6 TFL . . . As senior led team with 4 interceptions, adding 44 tackles . . . Named to PFW All-Independent preseason team as junior . . . **HIGH SCHOOL/PERSONAL:** Attended Anniston (Ala.) High . . . Was member of 15-0 team which won Class 6-A state championship . . . Also lettered in basketball . . . Born April 27, 1972 in Anniston, Ala.

PHEATHUR EDWARDS DE 6-2 281 JACKSON STATE

(Pronounced P-arthur) A 3-year starter, named All-SWAC as senior after making 51 tackles, 2 FR, 1/2 sack . . . As junior was All-SWAC with 79 tackles, 10 TFL, 6 sacks, 1 FR, 1 interception . . . **HIGH SCHOOL/PERSONAL:** Attended Paramount (Ala.) High . . . Born Jan. 1, 1971 in Boligee, Ala.

ELBERT ELLIS **WR** **6-5** **216** **PITTSBURGH**
 A 6-time All-America selection in track as sprinter and hurdler who did not play college football . . . As senior won 110-meter hurdles at World University Games as well as bronze medal in 110 hurdles at Pan American Games . . . Placed 6th in NCAA indoor 55-meter hurdles and 4th in outdoor 110-meter hurdles as junior . . . Set school record for 400-meter intermediate hurdles; outdoor 400-meter hurdles and indoor 400-meter dash, and was member of record-breaking indoor 1,600-meter relay team . . . Graduated with pre-dentistry degree . . . **HIGH SCHOOL/PERSONAL:** Attended Hillside High in Durham, N.C. . . . Born June 23, 1969 in Durham, N.C.

COREY HOLLIDAY **WR** **6-2** **208** **NORTH CAROLINA**
 Team's receiving leader 4 times, finishing career with 155 receptions for 2,447 yards, both school records, and 7 TDs . . . Streak of 45 games with a reception is longest in ACC history, 2nd-longest in NCAA . . . Named 2nd-team All-ACC as senior . . . Graduated with degree in business administration, is working towards master's in sports administration . . . **HIGH SCHOOL/PERSONAL:** Attended Huguenot High, playing WB, DB, WR and KR . . . As senior named Mid-Atlantic and Super Prep All-America . . . Also lettered in baseball, basketball, track and tennis . . . Born Jan. 31, 1971 in Richmond, Va. . . . Full name: Corey Lamont Holliday.

LATISH KINSLER **S** **6-2** **193** **CINCINNATI**
 A 3-year starter, ranks 5th in school history with 8 interceptions . . . As senior made 55 tackles, 2 TFL, was 2nd on team with 3 interceptions and shared lead with 2 FR . . . Majoring in criminal justice . . . **HIGH SCHOOL/PERSONAL:** Attended Immaculate Conception High, earning all-conference, all-county and all-parochial honors . . . Named all-league in basketball and was state finalist in 400-meters . . . Has 1st degree black belt in Karate . . . Born Aug. 16, 1971 in Montclair, N.J.

CURTIS PARKER **OT** **6-3** **312** **NORTH CAROLINA**
 A 2-year starter, was 2-time 2nd-team All-ACC player . . . Also named ACC offensive lineman of week 3 times . . . Played 620 snaps as senior after having shoulder surgery prior to season . . . Majoring in political science . . . **HIGH SCHOOL/PERSONAL:** Attended Forest Hills (N.C.) High, earning 12 letters including 3 each in football, basketball and baseball . . . Born March 8, 1971 in Wingate, N.C. . . . Full name: George Curtis Parker III.

WALTER RASBY **TE** **6-3** **247** **WAKE FOREST**
 Led team as senior with 32 receptions for 247 yards after totaling 6 for 90 yards in previous 3 seasons as backup . . . Named team's top lineman as senior, receiving Bill George Award . . . Majoring in speech communications . . . **HIGH SCHOOL/PERSONAL:** Attended Washington High and was named to Charlotte Observer Top 25 list in N.C. . . . Was starting forward for basketball team . . . Born Sept. 7, 1972 in Washington, D.C.

ED ROBINSON **LB** **6-0** **228** **FLORIDA**
 Started 24 consecutive games and saw action in 45 overall . . . Finished career with 363 tackles, 3.5 sacks, 18.5 TFL, 2 FR . . . Scored TD on FR . . . As senior made 117 tackles, 3 FF as defensive captain . . . Graduated in Aug. 1993 with degree in agriculture/food and resource economics . . . **HIGH SCHOOL/PERSONAL:** Attended Walton High and played LB and FB . . . Team's top tackler as senior with 92 . . . Brother Dexter McNabb is FB for Green Bay Packers . . . Born Dec. 7, 1970 in DeFuniak Springs, Fla.

PATRICK SCOTT **LB** **6-4** **229** **SOUTH CAROLINA STATE**
 Completed career with 63 tackles, 3 TFL, 5 sacks . . . As senior made 4 sacks and 31 tackles . . . Named team's most improved player as junior after getting 26 tackles, 1 sack, 1 FR . . . Played for basketball team last 2 years, leading squad with 29 blocked shots in 1992-93 season . . . Majoring in criminal justice . . . **HIGH SCHOOL/PERSONAL:** Attended Hillsdale High, lettering in football and basketball . . . Born June 4, 1971 in Durham, N.C.

CHRIS WILLIAMS **DE** **6-3** **281** **HAMPTON**
 Named CIAA defensive player of year and 1st team Sheridan Broadcasting All-America as senior . . . Made 63 tackles each of last 2 seasons . . . Led team in sacks as senior with 10 after ranking 2nd as junior with 13 . . . Also named Richmond Touchdown Club defensive lineman of year . . . Transferred from Navarro Junior College after earning 1st team all-conference and NJCAA All-America honors in 1990 . . . Majoring in sociology . . . **HIGH SCHOOL/PERSONAL:** Attended LaPorte High . . . Born Aug. 8, 1970 in Houston, Tex.

STEELERS IN PRO BOWL

1951

HB Joe Geri (1)
LB Jerry Shipkey (1)
C Bill Walsh (1)

1952

HB Joe Geri (2)
G George Hughes (1)
LB Jerry Shipkey (2)
C Bill Walsh (2)

1953

HB Lynn Chandnois (1)
QB Jim Finks (1)
HB Ray Mathews (1)
DE Bill McPeak (1)
E Elbie Nickel (1)
LB Jerry Shipkey (3)
DT Ernie Stautner (1)

1954

HB Lynn Chandnois (2)
MG Dale Dodril (1)
G George Hughes (2)
DE Bill McPeak (2)
HB Ray Mathews (2)
E Elbie Nickel (2)
DT Ernie Stautner (2)

1955

MG Dale Dodril (2)
HB John Lattner (1)

1956

DB Jack Butler (1)
MG Dale Dodril (3)
HB Ray Mathews (3)
DT Ernie Stautner (3)
T Frank Varrichione (1)

1957

DB Jack Butler (2)
DE Bill McPeak (3)
E Elbie Nickel (3)
FB Fran Rogel (1)
DT Ernie Stautner (4)
T Frank Varrichione (2)

1958

DB Jack Butler (3)
MG Dale Dodril (4)
E Jack McClairn (1)
QB Earl Morrall (1)
DT Ernie Stautner (5)
T Frank Varrichione (3)

1959

DB Jack Butler (4)
DT Ernie Stautner (6)
HB Tom Tracy (1)
T Frank Varrichione (4)

1960

DB Dean Derby (1)
QB Bobby Layne (1)
G John Nisby (1)
E Jimmy Orr (1)
LB John Reger (1)
DT Ernie Stautner (7)

1961

LB John Reger (2)
G Mike Sandusky (1)
DT Ernie Stautner (8)
HB Tom Tracy (2)
T Frank Varrichione (5)

1962

E Buddy Dial (1)
G John Nisby (2)
LB Myron Pottios (1)
LB John Reger (3)
DT Ernie Stautner (9)

1963

TE Preston Carpenter (1)
FB John Henry Johnson (1)
DT Gene Lipscomb (1)
DE Lou Michaels (1)
G Buzz Nutter (1)

1964

T Charley Bradshaw (1)
FB John Henry Johnson (2)
DT Joe Krupa (1)
DT Lou Michaels (2)
LB Myron Pottios (2)
DB Glendon Thomas (1)

1965

E Gary Ballman (1)
T Charley Bradshaw (2)
FB John Henry Johnson (3)
LB Myron Pottios (3)

1966

E Gary Ballman (2)

1967

K Mike Clark (1)
DB Brady Keys (1)
DE Ben McGee (1)

1968

DB Marv Woodson (1)

1969

HB Dick Hoak (1)
E Roy Jefferson (1)
DE Ben McGee (2)
LB Andy Russell (1)

1970

DT Joe Greene (1)
E Roy Jefferson (2)
P Bob Walden (1)

1971

DT Joe Greene (2)
LB Andy Russell (2)

1972

DT Joe Greene (3)
LB Andy Russell (3)

1973

LB Henry Davis (1)
PK Roy Gerela (1)
DT Joe Greene (4)
RB Franco Harris (1)
LB Andy Russell (4)
DE Dwight White (1)

1974

DT Joe Greene (5)
DE L.C. Greenwood (1)
LB Jack Ham (1)
RB Franco Harris (2)
LB Andy Russell (5)
WR Ron Shanklin (1)
G Bruce Van Dyke (1)
DE Dwight White (2)

1975

PK Roy Gerela (2)
DT Joe Greene (6)
DE L.C. Greenwood (2)
LB Jack Ham (2)
RB Franco Harris (3)
LB Andy Russell (6)

1976

CB Mel Blount (1)
QB Terry Bradshaw (1)
S Glen Edwards (1)
DT Joe Greene (7)
DE L.C. Greenwood (3)
LB Jack Ham (3)
RB Franco Harris (4)
LB Jack Lambert (1)
LB Andy Russell (7)
WR Lynn Swann (1)
S Mike Wagner (1)

1977

CB Mel Blount (2)
S Glen Edwards (2)
DT Joe Greene (8)
DE L.C. Greenwood (4)
LB Jack Ham (4)
RB Franco Harris (5)
LB Jack Lambert (2)
CB J.T. Thomas (1)
S Mike Wagner (2)

1978

LB Jack Ham (5)
RB Franco Harris (6)
LB Jack Lambert (3)
WR Lynn Swann (2)

1979

CB Mel Blount (3)
QB Terry Bradshaw (2)
DT Joe Greene (9)
DE L.C. Greenwood (5)
LB Jack Ham (6)
RB Franco Harris (7)

LB Jack Lambert (4)
S Donnie Shell (1)
WR Lynn Swann (3)
C Mike Webster (1)

1980

CB Mel Blount (4)
QB Terry Bradshaw (3)
DT Joe Greene (10)
DE L.C. Greenwood (6)
LB Jack Ham (7)
RB Franco Harris (8)
LB Jack Lambert (5)
S Donnie Shell (2)
WR John Stallworth (1)
C Mike Webster (2)

1981

LB Jack Ham (8)
RB Franco Harris (9)
LB Jack Lambert (6)
S Donnie Shell (3)
C Mike Webster (3)

1982

CB Mel Blount (5)
LB Jack Lambert (7)
S Donnie Shell (4)
C Mike Webster (4)

1983

OT Larry Brown (1)
LB Jack Lambert (8)
S Donnie Shell (5)
WR John Stallworth (2)
C Mike Webster (5)

1984

PK Gary Anderson (1)
LB Jack Lambert (9)
C Mike Webster (6)

1985

LB Robin Cole (1)
WR Louis Lipps (1)
LB Mike Merriweather (1)
WR John Stallworth (3)
C Mike Webster (7)

1986

PK Gary Anderson (2)
WR Louis Lipps (2)
LB Mike Merriweather (2)
C Mike Webster (8)

1987

LB Mike Merriweather (3)
RB Earnest Jackson (2)

1988

C Mike Webster (9)

1989

DT Tunch Ilkin (1)

1990

OT Tunch Ilkin (2)
KR Rod Woodson (1)

1991

LB David Little (1)
CB Rod Woodson (2)

1992

LB Greg Lloyd (1)
CB Rod Woodson (3)

1993

C Dermontti Dawson (1)
RB Barry Foster (1)
G Carlton Haselrig (1)
LB Greg Lloyd (2)
QB Neil O'Donnell (1)
CB Rod Woodson (4)

1994

PK Gary Anderson (3)
C Dermontti Dawson (2)
RB Barry Foster (2)*
TE Eric Green (1)
LB Greg Lloyd (3)
CB Rod Woodson (5)

*Injured — did not play

STEELERS 1994 TRAINING CAMP ROSTER

No.	Name	Pos.	Ht.	Wt.	Birthdate	NFL Exp.	College	Hometown	How Acquired	'93 Games/ Starts
49	ABRAMS, Brice	FB	6-1	258	8/10/71	R	Michigan State	Detroit, Michigan	D7-'94	—
47	ADAMS, Frank	CB	5-8	176	11/7/70	R	South Carolina	Gastonia, North Carolina	FA-'94	—
1	ANDERSON, Gary	PK	5-11	179	7/16/59	13	Syracuse	Durban, South Africa	W(Buff.)-'82	16/0
43	AVERY, Steve	FB	6-2	226	8/18/66	1	Northern Michigan	Brookfield, Wisconsin	FA-'94	—
19	BAKER, Mike	WR	6-0	188	1/9/69	R	West Virginia	Waverly, Georgia	FA-'94	—
50	BARNES, Reggie	LB	6-1	235	10/23/69	2	Oklahoma	Grand Prairie, Texas	FA-'93	16/0
40	BELL, Myron	S	5-11	203	9/15/71	R	Michigan State	Toledo, Ohio	D5a-'94	—
94	BROWN, Chad	LB	6-2	240	7/12/70	2	Colorado	Pasadena, California	D2-'93	16/9
68	BROWN, Gary	OT	6-4	288	6/25/71	R	Georgia Tech	Brentwood, New York	D5b-'94	—
74	BUCKNER, Brentson	DE	6-2	305	9/30/71	R	Clemson	Columbus, Georgia	D2-'94	—
45	CALLOWAY, Dominic	CB	6-0	182	4/24/72	R	Memphis State	Anniston, Alabama	FA-'94	—
42	CUTHBERT, Randy	RB	6-2	225	1/16/70	2	Duke	Chalfont, Pennsylvania	FA-'93	10/0
80	DAVENPORT, Charles	WR	6-3	210	11/22/68	3	North Carolina State	Fayetteville, North Carolina	D4-'92	16/0
63	DAWSON, Dermontti	C	6-2	286	6/17/65	7	Kentucky	Lexington, Kentucky	D2-'88	16/16
23	DUKES, Chuckie	RB	5-9	202	5/16/70	1	Boston College	Albany, New York	FA-'94	—
92	EDWARDS, Pheathur	DE	6-2	281	1/3/71	R	Jackson State	Boligee, Alabama	FA-'94	—
5	ELLIS, Elbert	WR	6-5	216	6/23/69	R	Pittsburgh	Durham, North Carolina	FA-'94	—
78	FAUMU, Ta'ase	DL	6-3	278	3/19/71	R	Hawaii	Honolulu, Hawaii	D4-'94	—
21	FIGURES, Deon	CB	6-0	200	1/10/70	2	Colorado	Compton, California	D1-'93	15/4
79	FINN, Mike	OT	6-4	290	9/26/67	2	Arkansas-Pine Bluff	Texarkana, Texas	FA-'92	0/0
36	FOGGIE, Fred	DB	6-0	200	6/10/69	1	Minnesota	Laurens, South Carolina	FA-'94	—
29	FOSTER, Barry	RB	5-10	218	12/8/68	5	Arkansas	Duncanville, Texas	D5-'90	9/9
60	GAMMON, Kendall	C/G	6-4	286	10/23/68	3	Pittsburg State	Wichita, Kansas	D11-'92	16/0
51	GILDON, Jason	LB	6-3	237	7/31/72	R	Oklahoma State	Altus, Oklahoma	D3a-'94	—
86	GREEN, Eric	TE	6-5	280	6/22/67	5	Liberty	Savannah, Georgia	D1-'90	16/16
91	GREENE, Kevin	LB	6-3	247	7/31/62	10	Auburn	Oxford, Alabama	UFA(Rams) '93	16/16
28	HALLER, Alan	CB	5-11	185	8/9/70	3	Michigan State	Lansing, Michigan	FA-'93	4/0
77	HASELRIG, Carlton	G	6-1	295	1/22/66	5	Pittsburgh-Johnstown	Johnstown, Pennsylvania	D12-'89	9/4
88	HASTINGS, Andre	WR	6-0	188	11/7/70	2	Georgia	Atlanta, Georgia	D3-'93	6/0
76	HENRY, Kevin	DE	6-4	275	10/23/68	2	Mississippi State	Mound Bayou, Mississippi	D4-'93	12/1

54	HOFFMANN, Dave	LB	6-2	233	7/24/70	1 Washington	San Jose, California	FA-'94	—
17	HOLLIDAY, Corey	WR	6-2	208	1/31/71	R North Carolina	Richmond, Virginia	FA-'94	—
65	JACKSON, John	OT	6-6	297	1/4/65	7 Eastern Kentucky	Cincinnati, Ohio	D10-'88	16/16
81	JOHNSON, Charles	WR	6-0	189	1/3/72	R Colorado	San Bernardino, California	D1-'94	—
25	JONES, Gary	S	6-1	214	11/30/67	5 Texas A & M	Tyler, Texas	D9-'90	13/2
30	JONES, Victor	FB	5-8	215	12/5/67	5 Louisiana State	Zachary, Louisiana	FA-'93	16/0
84	JORDEN, Tim	TE	6-3	240	10/30/66	5 Indiana	Middletown, Ohio	FA-'92	16/1
62	KALIS, Todd	G	6-6	296	5/10/65	7 Arizona State	Stillwater, Minnesota	UFA(Minn.)-'94	16/7
87	KEITH, Craig	TE	6-3	262	4/27/71	2 Lenoir-Rhyne	Raleigh, North Carolina	D7b-'93	1/0
8	KELLY, Andy	OB	6-3	212	5/6/68	1 Tennessee	Dayton, Tennessee	FA-'94	—
41	KINSLER, Latish	S	6-2	193	8/16/71	R Cincinnati	Montclair, New Jersey	FA-'94	—
99	KIRKLAND, Lavon	LB	6-1	252	2/17/69	3 Clemson	Lamar, South Carolina	D2-'92	16/13
37	LAKE, Camell	SS	6-1	210	7/15/67	6 UCLA	Inglewood, California	D2-'89	14/14
95	LLOYD, Greg	LB	6-2	226	5/26/65	8 Fort Valley State	Fort Valley, Georgia	D6b-'87	15/15
67	LOVE, Duval	G	6-3	288	6/24/63	10 UCLA	Fountain Valley, California	PB(Rams)-'92	16/16
56	MACK, Rico	LB	6-4	239	2/22/71	2 Appalachian State	Statham, Georgia	FA-'93	8/0
16	MILLER, Jim	OB	6-2	226	2/9/71	R Michigan State	Waterford, Michigan	D6a-'94	—
89	MILLS, Ernie	WR	5-11	192	10/28/68	4 Florida	Dunnellon, Florida	D3-'91	14/5
33	MORRIS, Byron "Bam"	RB	6-0	235	1/13/72	R Texas Tech	Cooper, Texas	D3b-'94	—
14	O'DONNELL, Neil	OB	6-3	230	7/3/66	5 Maryland	Madison, New Jersey	D3a-'90	16/15
66	PALELEI, Si'ulagi	G	6-3	322	10/15/70	2 Nevada-Las Vegas	Nu'uuli, American Samoa	D5a-'93	3/0
71	PARKER, Curtis	OT	6-3	312	3/8/71	R North Carolina	Wingate, North Carolina	FA-'94	—
39	PERRY, Darren	FS	5-11	196	12/29/68	3 Penn State	Deep Creek, Virginia	D8a-'92	15/16
85	RASBY, Walter	TE	6-3	247	9/7/72	R Wake Forest	Washington, North Carolina	FA-'94	—
57	RAVOTTI, Eric	LB	6-3	254	3/16/71	R Penn State	Freeport, Pennsylvania	D6b-'94	—
48	ROBINSON, Ed	LB	6-0	228	12/7/70	R Florida	DeFuniak Springs, Florida	FA-'94	—
3	ROYALS, Mark	P	6-5	215	6/22/65	5 Appalachian State	Mathews, Virginia	PB(T.B.)-'92	16/0

46 SCOTT, Patrick	LB	6-4	229	6/4/71	R South Carolina State	Durham, North Carolina	FA-'94	—
97 SEALS, Ray	DE	6-3	290	6/17/65	7 none	Syracuse, New York	UFA(T.B.)-'94	16/11
72 SEARCY, Leon	OT	6-3	304	12/21/69	3 Miami (Fla.)	Orlando, Florida	D1-'92	16/15
24 SHELTON, Richard	S	5-10	202	1/2/66	5 Liberty	Marietta, Georgia	FA-'91	9/2
83 SHEPHERD, Leslie	WR	5-11	189	11/3/69	1 Temple	Forestville, Maryland	FA-'94	—
61 SIMPSON, Tim	G/C	6-2	296	3/5/68	1 Illinois	Peoria, Illinois	FA-'94	—
69 SOLOMON, Ariel	C/G	6-5	290	7/16/68	4 Colorado	Boulder, Colorado	D10-'91	16/0
93 STEED, Joel	NT	6-2	295	2/17/69	3 Colorado	Denver, Colorado	D3-'92	14/12
20 STONE, Dwight	WR/RB	6-0	180	1/28/64	8 Middle Tennessee State	Floral, Alabama	FA-'87	16/15
73 STRZELCZYK, Justin	OT	6-5	295	8/18/68	5 Maine	Seneca, New York	D11-'90	16/12
96 SUTTON, Ricky	DE	6-2	281	4/27/71	2 Auburn	Tucker, Georgia	FA-'93	7/0
82 THIGPEN, Yancey	WR	6-1	207	8/15/69	3 Winston-Salem State	Pinetops, North Carolina	FA-'92	12/0
34 THOMPSON, Leroy	RB	5-11	217	2/3/69	4 Penn State	Knoxville, Tennessee	D6-'91	15/6
18 TOMCZAK, Mike	QB	6-1	195	10/23/62	10 Ohio State	Calumet City, Illinois	UFA(Clev.)-'93	7/1
35 VOLPE, Jon	RB	5-7	201	4/17/68	1 Stanford	Kincheloe, Michigan	FA-'94	—
68 WILLIAMS, Chris	DE	6-3	281	8/8/70	R Hampton	Houston, Texas	FA-'94	—
98 WILLIAMS, Gerald	DE	6-3	288	9/8/63	9 Auburn	Lanett, Alabama	D2-'86	10/8
22 WILLIAMS, John L.	FB	5-11	231	11/23/64	9 Florida	Palatka, Florida	UFA(Sea.)-'94	16/9
27 WILLIAMS, Willie	CB	5-9	188	12/26/70	2 Western Carolina	Columbia, South Carolina	D6-'93	16/0
26 WOODSON, Rod	CB	6-0	200	3/10/65	8 Purdue	Fort Wayne, Indiana	D1-'87	16/16
90 ZGONINA, Jeff	DT	6-1	284	5/24/70	2 Purdue	Lake Grove, Illinois	D7a-'93	5/0

STEELERS 1994 TRAINING CAMP DEPTH CHART

OFFENSE

WR 89 Mills 82 Thigpen 88 Hastings 83 Shepherd 19 Baker (FA)	LT 65 Jackson 79 Finn 68 G. Brown (D5b)	LG 67 Love 66 Palelei 61 Simpson	C 63 Dawson 69 Solomon 60 Gammon	RG 77 Haselrig 73 Strzelczyk 66 Palelei 62 Kalis (UFA)	RT 72 Searcy 73 Strzelczyk 71 Parker	TE 86 Green 84 Jordan 87 Keith 85 Rasby (FA)	WR 20 Stone 80 Davenport 81 Johnson (D1) 17 Holliday (FA) 5 Ellis (FA)
RB 29 Foster 34 Thompson 42 Cuthbert 23 Dukes 33 Morris (D3b) 35 Volpe	QB 14 O'Donnell 18 Tomczak 8 Kelly (FA) 16 Miller (D6a)	FB 22 J.L. Williams (UFA) 43 Avery 30 V. Jones 49 Abrams (D7)	P 3 Royals PK 1 Anderson				

DEFENSE

LOLB 91 Greene 56 Mack 57 Ravotti (D6b)	LE 98 G. Williams 96 Sutton 74 Buckner (D2) 68 C. Williams (FA)	LILB 99 Kirkland 54 Hoffmann	NT 93 Steed 90 Zgonina 92 Edwards (FA)	RILB 94 C. Brown 50 Barnes 48 Robinson (FA)	RE 97 Seals (UFA) 76 Henry 78 Faumui (D4)	ROLB 95 Lloyd 51 Gildon (D3a) 46 Scott (FA)
LCB 26 Woodson 28 Haller 47 Adams (FA)	SS 37 Lake 24 Shelton 36 Foggie 41 Kinsler (FA)	FS 39 Perry 25 G. Jones 40 Bell (D5a)	RCB 21 Figures 27 W. Williams 45 Calloway (FA)			

STEELERS 1993 RESULTS

PRESEASON (2-3)

Aug. 1	Steelers 14,	San Francisco	21	L (0-1)	45,330
Aug. 7	Steelers 17,	New York Jets	13	W (1-1)	46,062
Aug. 14	Steelers 23, @	New York Giants	17	W (2-1)	57,681
Aug. 22	Steelers 3,	Washington	10	L (2-2)	51,086
Aug. 26	Steelers 13, @	Minnesota	30	L (2-3)	41,512

REGULAR SEASON (9-7)

Sept. 5	Steelers 13,	San Francisco	24	L (0-1)	57,502
Sept. 12	Steelers 0, @	Los Angeles Rams	27	L (0-2)	50,588
Sept. 19	Steelers 34,	Cincinnati	7	W (1-2)	53,682
Sept. 27	Steelers 45, @	Atlanta	17	W (2-2)	65,477
Oct. 3	AFC Central	idle			
Oct. 10	Steelers 16,	San Diego	3	W (3-2)	55,264
Oct. 17	Steelers 37,	New Orleans	14	W (4-2)	56,056
Oct. 24	Steelers 23, @	Cleveland	28	L (4-3)	78,118
Oct. 31	AFC Central	idle			
Nov. 7	Steelers 24, @	Cincinnati	16	W (5-3)	51,202
Nov. 15	Steelers 23,	Buffalo	0	W (6-3)	60,265
Nov. 21	Steelers 13, @	Denver	37	L (6-4)	74,840
Nov. 28	Steelers 3, @	Houston	23	L (6-5)	61,238
Dec. 5	Steelers 17,	New England	14	W (7-5)	51,358
Dec. 13	Steelers 21, @	Miami	20	W (8-5)	70,232
Dec. 19	Steelers 17,	Houston	26	L (8-6)	57,592
Dec. 26	Steelers 6, @	Seattle	16	L (8-7)	51,814
Jan. 2	Steelers 16,	Cleveland	9	W (9-7)	49,208

Total Attendance: 944,436
Home Attendance: 440,927
Away Attendance: 503,509

Total Average: 59,027
Home Average: 55,116
Away Average: 62,939

POSTSEASON (0-1)

Jan. 8	Steelers 24, @	Kansas City	27	L (ot)	74,515
--------	----------------	-------------	----	--------	--------

FINAL 1993 NFL STANDINGS

AFC Central Division

	W	L	T	Pct.	Pts.	Opp.
Houston	12	4	0	.750	368	238
Pittsburgh	9	7	0	.563	308	281
Cleveland	7	9	0	.438	304	307
Cincinnati	3	13	0	.188	187	319

AFC Eastern Division

	W	L	T	Pct.	Pts.	Opp.
Buffalo	12	4	0	.750	329	242
Miami	9	7	0	.563	349	351
New York Jets	8	8	0	.500	270	247
New England	5	11	0	.313	238	286
Indianapolis	4	12	0	.250	189	378

AFC Western Division

	W	L	T	Pct.	Pts.	Opp.
Kansas City	11	5	0	.688	328	291
Los Angeles Raiders	10	6	0	.625	306	326
Denver	9	7	0	.563	373	284
San Diego	8	8	0	.500	322	290
Seattle	6	10	0	.375	280	314

NFC Central Division

	W	L	T	Pct.	Pts.	Opp.
Detroit	10	6	0	.625	298	292
Minnesota	9	7	0	.563	277	290
Green Bay	9	7	0	.563	340	282
Chicago	7	9	0	.438	234	230
Tampa Bay	5	11	0	.313	237	376

NFC Eastern Division

	W	L	T	Pct.	Pts.	Opp.
Dallas	12	4	0	.750	376	229
New York Giants	11	5	0	.688	288	205
Philadelphia	8	8	0	.500	293	315
Phoenix	7	9	0	.438	326	269
Washington	4	12	0	.250	230	345

NFC Western Division

	W	L	T	Pct.	Pts.	Opp.
San Francisco	10	6	0	.625	473	295
New Orleans	8	8	0	.500	317	343
Atlanta	6	10	0	.375	316	385
Los Angeles Rams	5	11	0	.313	221	367

1993 NFL POSTSEASON RESULTS

AFC PLAYOFFS

Kansas City 27, Pittsburgh 24 (ot)
L.A. Raiders 42, Denver 24
Buffalo 29, L.A. Raiders 23
Kansas City 28, Houston 20

AFC CHAMPIONSHIP

Buffalo 30, Kansas City 13

NFC PLAYOFFS

Green Bay 28, Detroit 24
N.Y. Giants 17, Minnesota 10
San Francisco 44, N.Y. Giants 3
Dallas 27, Green Bay 17

NFC CHAMPIONSHIP

Dallas 38, San Francisco 21

SUPER BOWL XXVIII

Dallas 30, Buffalo 13

STEELERS 1993 TEAM STATISTICS

Regular Season

	Steelers	Opponents				
FIRST DOWNS	307	267				
Rushing	116	74				
Passing	180	163				
Penalty	11	30				
THIRD DOWN EFFICIENCY	39.1%	33.8%				
Attempts	235	201				
Successes	92	68				
NET TOTAL OFFENSE	5,235	4,531				
Ball Control Plays	1,079	962				
Average Gain Per Play	4.9	4.7				
Average Gain Per Game	327.2	283.2				
Percentage Total Yards Rushing	38.3%	30.2%				
Percentage Total Yards Passing	61.7%	69.8%				
NET YARDS RUSHING	2,003	1,368				
Rushing Plays	491	399				
Average Gain Per Rush	4.1	3.4				
Average Rushing Per Game	125.2	85.5				
Long Gain	38t	37				
Touchdowns	13	6				
NET YARDS PASSING	3,232	3,163				
Attempts	540	521				
Completions	299	277				
Percentage Completed	55.4%	53.2%				
Touchdowns	16	16				
Percentage Touchdown Passes	3.0%	3.1%				
Interceptions	12	24				
Percentage Intercepted Passes	2.2%	4.6%				
QB Sacks Allowed	48	42				
Sack Yards Lost	374	277				
Gross Yards Passing	3,606	3,440				
Average Gain Per Passing Play	6.68	6.60				
Average Gain Per Passing Completion	12.1	12.4				
Average Passing Per Game	202.0	197.7				
Long Gain	71t	66t				
KICKOFF RETURNS	52	54				
Yards Returned	878	1,165				
Average Yards Per Return	16.9	21.6				
Long Gain	44	97t				
Touchdowns	0	1				
PUNT RETURNS	46	50				
Fair Catches	13	16				
Yards Returned	353	678				
Average Yards Per Return	7.7	13.6				
Long Gain	39	91t				
Touchdowns	0	3				
INTERCEPTIONS	24	12				
Yards Returned	386	216				
Average Yards Per Return	16.1	18.0				
Long Gain	78	97t				
Touchdowns	1	2				
PUNTS	89	82				
Yards Punted	3,781	3,600				
Average Yards Per Punt	42.5	43.9				
Touchbacks	3	6				
Inside the 20	28	23				
Long	61	58				
Blocked	0	0				
Net Punting Average	34.2	38.1				
PENALTIES	100	77				
Yards Penalized	861	652				
Average Yards Per Penalty	8.6	8.5				
FUMBLES	28	37				
Lost	15	14				
Own Recovered	13	23				
Opponents' Recovered for Touchdowns	2	2				
TOTAL POINTS	308	281				
Average Per Game	19.3	17.6				
TOTAL TOUCHDOWNS	32	30				
Rushing	13	6				
Passing	16	16				
Interception Returns	1	2				
Fumble Returns	2	2				
Kickoff Returns	0	1				
Punt Returns	0	3				
Blocked Punts/Field Goals	0	0				
SAFETIES	0	0				
EXTRA POINTS/ATTEMPTS	32/32	29/30				
FIELD GOALS/ATTEMPTS	28/30	24/29				
Field Goal Percentage	93.3%	82.8%				
SCORING BY QUARTERS	1	2	3	4	OT	Total
STEELERS	38	110	79	81	0	308
Opponents	75	102	40	64	0	281

STEELERS 1993 INDIVIDUAL STATISTICS

Regular Season

PASSING	*G-S	Att.	Comp.	Yards	Pct.	TD	Int.	LG	Sacks-Lost	Rating
Neil O'Donnell	16-15	486	270	3208	55.6	14	7	71t	41-331	79.5
Mike Tomczak	7-1	54	29	398	53.7	2	5	39t	7-43	51.3
STEELERS		540	299	3606	55.4	16	12	71t	48-374	76.7
OPPONENTS		521	277	3440	53.2	16	24	66t	42-277	64.9

*Games Played-Started

RUSHING	Att.	Yards	Avg.	LG	TD
Leroy Thompson	205	763	3.7	36	3
Barry Foster	177	711	4.0	38	8
Merril Hoge	51	249	4.9	30	1
Dwight Stone	12	121	10.1	38t	1
Neil O'Donnell	26	111	4.3	27	0
Tim Worley	10	33	3.3	8	0
Ernie Mills	3	12	4.0	19	0
Randy Cuthbert	1	7	7.0	7	0
Rod Woodson	1	0	0.0	0	0
Mike Tomczak	5	-4	-0.8	2	0
STEELERS	491	2003	4.1	38t	13
OPPONENTS	399	1368	3.4	37	6

RECEIVING	No.	Yards	Avg.	LG	TD
Eric Green	63	942	15.0	71t	5
Dwight Stone	41	587	14.3	44	2
Jeff Graham	38	579	15.2	51	0
Leroy Thompson	38	259	6.8	28	0
Merril Hoge	33	247	7.5	18	4
Ernie Mills	29	386	13.3	30	1
Barry Foster	27	217	8.0	21	1
Yancey Thigpen	9	154	17.1	39t	3
Adrian Cooper	9	112	12.4	38	0
Charles Davenport	4	51	12.8	19	0
Andre Hastings	3	44	14.7	18	0
Tim Worley	3	13	4.3	9	0
Tim Jordan	1	12	12.0	12	0
Randy Cuthbert	1	3	3.0	3	0
STEELERS	299	3606	12.1	71t	16
OPPONENTS	277	3440	12.4	66t	16

INTERCEPTIONS	No.	Yards	Avg.	LG	TD
Rod Woodson	8	138	17.3	63t	1
Darren Perry	4	61	15.3	30	0
Carnell Lake	4	31	7.8	26	0
D.J. Johnson	3	51	17.0	26	0
Gary Jones	2	11	5.5	11	0
Deon Figures	1	78	78.0	78	0
Kevin Henry	1	10	10.0	10	0
Kenny Davidson	1	6	6.0	6	0
STEELERS	24	386	16.1	78	1
OPPONENTS	12	216	18.0	97t	2

KICKOFF RETURNS	No.	Yards	Avg.	LG	TD
Rod Woodson	15	294	19.6	44	0
Andre Hastings	12	177	14.8	22	0
Dwight Stone	11	168	15.3	30	0
Leroy Thompson	4	77	19.3	27	0
Tim Worley	4	85	21.3	26	0
Merril Hoge	3	33	11.0	15	0
Adrian Cooper	1	2	2.0	2	0
Yancey Thigpen	1	23	23.0	23	0
Willie Williams	1	19	19.0	19	0
STEELERS	52	878	16.9	44	0
OPPONENTS	54	1165	21.6	97t	1

PUNT RETURNS	No.	FC	Yards	Avg.	LG	TD
Rod Woodson	41	11	338	8.2	39	0
Deon Figures	5	2	15	3.0	6	0
STEELERS	46	13	353	7.7	39	0
OPPONENTS	50	16	678	13.6	91t	3

PUNTING	No.	Yards	Avg.	Net	TB	In 20	LG	Blk.
Mark Royals	89	3781	42.5	34.2	3	28	61	0
STEELERS	89	3781	42.5	34.2	3	28	61	0
OPPONENTS	82	3600	43.9	38.1	6	23	58	0

FIELD GOALS	1-19	20-29	30-39	40-49	50 +
Gary Anderson	1/1	8/9	14/14	5/6	0/0
STEELERS	1/1	8/9	14/14	5/6	0/0
OPPONENTS	0/0	7/7	9/10	6/9	2/3

SCORING	TDR	TDP	TDRt	PAT	FG	S	TP
Gary Anderson	0	0	0	32/32	28/30	0	116
Barry Foster	8	1	0	0	0	0	54
Eric Green	0	5	0	0	0	0	30
Merril Hoge	1	4	0	0	0	0	30
Dwight Stone	1	2	0	0	0	0	18
Yancey Thigpen	0	3	0	0	0	0	18
Leroy Thompson	3	0	0	0	0	0	18
Kenny Davidson	0	0	1	0	0	0	6
Levon Kirkland	0	0	1	0	0	0	6
Ernie Mills	0	1	0	0	0	0	6
Rod Woodson	0	0	1	0	0	0	6
STEELERS	13	16	3	32/32	28/30	0	308
OPPONENTS	6	16	8	29/30	24/29	0	281

DEFENSIVE TACKLES

	Solo	Asst.	Total	SACKS (Yds)	INT. (Yds)	Pass Def.	Pass Blk.	QB Pres.	Fum. For.	Fum. Rec.
Greg Lloyd	67	44	111	6-45		8		4	5	1
Levon Kirkland	64	39	103	1-11		2		5	4	*2
Rod Woodson	79	16	95	2-10	*8-138	28	2	2	2	
Darren Perry	62	32	94		4- 61	6				
Carnell Lake	77	14	91	5-36	4- 31	19		2	1	2
Donald Evans	40	44	84	6-5-38		2	1	8		
Chad Brown	43	26	69	3-22		1		10	2	
Kevin Greene	48	19	67	12-5-78		6		9	3	3
D.J. Johnson	59	3	62		3- 51	22			1	
Kenny Davidson	26	25	51	2-5-21	1- 6	4	3	3		*1
Joel Steed	25	16	41	1-5- 2				3	1	1
Jerry Olsavsky	24	15	39			2				
Deon Figures	34	4	38		1- 78	8			1	1
Gary Jones	24	10	34		2- 11	7	1	1		
Gerald Williams	19	8	27	1- 7		3	3	3		
Jeff Zgonina	11	5	16					3		1
Richard Shelton	9	3	12			5				
Reggie Barnes	4	8	12			2		1		
Willie Williams	7	2	9			1				
Kevin Henry	4	3	7	1- 7	1- 10	2	1			
Bryan Hinkle	2	3	4							
Larry Griffin	1	3	4			1				
Rico Mack	2	0	2							
Alan Haller	0	0	0			1				

* = TD on return

SPECIAL TEAMS TACKLES

Player	Solo	Asst.	Total	Blk. FG	Blk. Punt	Fum. For.	Fum. Rec.
Victor Jones	13	2	15				
Reggie Barnes	9	4	13				
Charles Davenport	8	2	10			1	
Darren Perry	7	1	8				
Larry Griffin	7	0	7				
Gary Jones	6	0	6				
Tim Jorden	5	1	6				
Willie Williams	5	1	6			1	
Chad Brown	4	2	6				
Yancey Thigpen	4	2	6				
Deon Figures	5	0	5				1
Randy Cuthbert	4	1	5				
Kendall Gammon	3	1	4				
Levon Kirkland	3	0	3				
Rico Mack	3	0	3				
Bryan Hinkle	2	0	2				
Richard Shelton	1	1	2				
Gary Anderson	1	0	1				
Merril Hoge	1	0	1				
Jerry Olsavsky	1	0	1				
Mark Royals	1	0	1				
Rod Woodson	1	0	1	1			

STEELER 1993 POSTSEASON STATISTICS

Team

	Steelers	Opponent				
TOTAL FIRST DOWNS	21	28				
Rushing	5	7				
Passing	15	19				
Penalty	1	2				
THIRD DOWN Made/Att.	9/19	4/13				
Third Down Pct.	47.4	30.8				
FOURTH DOWN Made/Att.	1/2	1/2				
Fourth Down Pct.	50.0	50.0				
POSSESSION TIME	34:58	36:05				
TOTAL NET YARDS	373	401				
Total Plays	80	81				
Average Per Play	4.7	5.0				
NET YARDS RUSHING	97	125				
Total Rushes	35	33				
NET YARDS PASSING	276	276				
Sacked/Yards Lost	3/10	4/23				
Gross Yards	286	299				
Att./Completions	42/23	44/29				
Completion Pct.	54.8	65.9				
Had Intercepted	0	0				
PUNTS—AVERAGE	7-38.3	6-44.8				
Net Punting Avg.	30.3	38.5				
PENALTIES—YARDS	5-40	5-25				
FUMBLES—BALL LOST	1-0	0-0				
TOUCHDOWNS	3	3				
Rushing	0	1				
Passing	3	2				
Returns	0	0				
SCORING BY QUARTERS	1	2	3	4	OT	Total
STEELERS	7	10	0	7	0	24
OPPONENTS	7	0	3	14	3	27

Individual

	Att.	Comp.	Yards	Pct.	TD	Int.	LG	Sacks- Lost	Rating
PASSING									
Neil O'Donnell	42	23	286	54.8	3	0	35	3-10	99.9
STEELERS	42	23	286	54.8	3	0	35	3-10	99.9
OPPONENTS	44	29	299	65.9	2	0	25	4-23	100.5
RUSHING									
	Att.		Yards				Avg.	LG	TD
Leroy Thompson	25		60				2.4	10	0
Merril Hoge	6		27				4.5	9	0
Dwight Stone	3		11				3.7	9	0
Neil O'Donnell	1		-1				-1.0	-1	0
STEELERS	35		97				2.8	10	0
OPPONENTS	33		125				3.8	17	1
RECEIVING									
	No.		Yards				Avg.	LG	TD
Jeff Graham	7		96				13.7	35	0
Ernie Mills	4		60				15.0	26t	1
Merril Hoge	3		43				14.3	32	0
Dwight Stone	3		36				12.0	26	0
Leroy Thompson	3		4				1.3	5	0
Eric Green	2		37				18.5	22t	1
Adrian Cooper	1		10				10.0	10t	1
STEELERS	23		286				12.4	35	3
OPPONENTS	29		299				10.3	25	2
INTERCEPTIONS									
	No.		Yards				Avg.	LG	TD
STEELERS	0		0				—	—	0
OPPONENTS	0		0				—	—	0
KICKOFF RETURNS									
	No.		Yards				Avg.	LG	TD
Rod Woodson	3		66				22.0	42	0
Dwight Stone	1		18				18.0	18	0
Randy Cuthbert	1		13				13.0	13	0
STEELERS	5		97				19.4	42	0
OPPONENTS	6		127				21.2	34	0
PUNT RETURNS									
	No.	FC	Yards				Avg.	LG	TD
Rod Woodson	3	2	18				6.0	8	0
STEELERS	3	2	18				6.0	8	0
OPPONENTS	4	0	36				9.0	15	0
PUNTING									
	No.	Yards	Avg.	Net	TB	In 20	LG	Blk.	
Mark Royals	6	268	44.7	35.3	1	1	51	0	
STEELERS	7	268	38.3	30.3	1	1	51	1	
OPPONENTS	6	269	44.8	38.5	1	1	48	0	

FIELD GOALS	1-19	20-29	30-39	40-49	50 +		
Gary Anderson	0/0	0/0	1/1	0/0	0/0		
STEELERS	0/0	0/0	1/1	0/0	0/0		
OPPONENTS	0/0	1/1	1/1	0/1	0/0		
SCORING	TDR	TDP	TDRt	PAT	FG	S	TP
Gary Anderson	0	0	0	3/3	1/1	0	6
Adrian Cooper	0	1	0	0	0	0	6
Eric Green	0	1	0	0	0	0	6
Ernie Mills	0	1	0	0	0	0	6
STEELERS	0	3	0	3/3	1/1	0	24
OPPONENTS	1	2	0	3/3	2/3	0	27

DEFENSIVE TACKLES

	Solo	Asst.	Total	Sacks (Yds)	Int. (Yds)	Pass Def.	Fum. For.	Fum. Rec.	QB Pres.
Levon Kirkland	11	2	13						1
Chad Brown	4	6	10						
Darren Perry	6	2	8						
Kevin Greene	5	2	7						
Rod Woodson	6	0	6			1			
Carnell Lake	4	2	6						
Gerald Williams	3	3	6	3-22					
Donald Evans	3	3	6						1
Deon Figures	4	0	4			2			
Greg Lloyd	3	0	3	1-1					1
Kenny Davidson	1	2	3						1
Gary Jones	2	0	2						
Willie Williams	2	0	2			1			
Bryan Hinkle	1	1	2						
Joel Steed	1	1	2						
Reggie Barnes	0	1	1						

SPECIAL TEAMS TACKLES

	Solo	Asst.	Total	Blk. FG	Blk. Punt	Fum. For.	Fum. Rec.
Rico Mack	3	0	3				
Gary Jones	2	0	2				
Steve Avery	1	0	1				
Chad Brown	1	0	1				
Randy Cuthbert	1	0	1				
Charles Davenport	1	0	1				
Darren Perry	1	0	1				

STEELERS IN POSTSEASON

Overall: 16-12 Home: 8-4 Away: 4-7 Neutral: 4-1

12-21-47	Eastern Division Playoff	Steelers	Philadelphia	0-21	[L]	35,729
1- 6-63	Playoff Bowl	Steelers	Detroit	10-17	[L]	36,284
12-23-72	AFC Divisional Playoff	Steelers	Oakland	13- 7	[W]	50,327
12-31-72	AFC Championship	Steelers	Miami	17-21	[L]	50,845
12-22-73	AFC Wild Card	Steelers at	Oakland	14-33	[L]	52,646
12-22-74	AFC Divisional Playoff	Steelers	Buffalo	32-14	[W]	49,841
12-29-74	AFC Championship	Steelers at	Oakland	24-13	[W]	53,800
1-12-75	Super Bowl IX	Steelers	Minnesota	16- 6	[W]	80,997
12-27-75	AFC Divisional Playoff	Steelers	Baltimore	28-10	[W]	49,557
1- 4-76	AFC Championship	Steelers	Oakland	16-10	[W]	50,609
1-18-76	Super Bowl X	Steelers	Dallas	21-17	[W]	80,187
12-19-76	AFC Divisional Playoff	Steelers at	Baltimore	40-14	[W]	59,296
12-26-76	AFC Championship	Steelers at	Oakland	7-24	[L]	53,821
12-24-77	AFC Divisional Playoff	Steelers at	Denver	21-34	[L]	75,059
12-30-78	AFC Divisional Playoff	Steelers	Denver	33-10	[W]	50,230
1- 7-79	AFC Championship	Steelers	Houston	34- 5	[W]	50,725
1-21-79	Super Bowl XIII	Steelers	Dallas	35-31	[W]	79,484
12-30-79	AFC Divisional Playoff	Steelers	Miami	34-14	[W]	50,214
1- 6-80	AFC Championship	Steelers	Houston	27-13	[W]	50,475
1-20-80	Super Bowl XIV	Steelers	L.A. Rams	31-19	[W]	103,985
1- 9-83	AFC Tournament	Steelers	San Diego	28-31	[L]	53,546
1- 1-84	AFC Divisional Playoff	Steelers at	L.A. Raiders	10-38	[L]	90,380
12-30-84	AFC Divisional Playoff	Steelers at	Denver	24-17	[W]	74,981
1- 6-85	AFC Championship	Steelers at	Miami	28-45	[L]	76,029
12-31-89	AFC Wild Card	Steelers at	Houston	26-23	[W]	58,306
1- 7-90	AFC Divisional Playoff	Steelers at	Denver	23-24	[L]	75,868
1- 9-93	AFC Divisional Playoff	Steelers	Buffalo	3-24	[L]	60,407
1- 8-94	AFC Wild Card	Steelers at	Kansas City	24-27	[L]	74,515

STEELERS 1993 REVIEW

SAN FRANCISCO 24, STEELERS 13

September 5 at Pittsburgh, 57,502 (2:57)

San Francisco jumped out to a 17-0 first half lead with two short touchdown passes from Steve Young to Jerry Rice which were set up by Pittsburgh turnovers. With Mike Tomczak starting his first game as a Steeler, the Pittsburgh offense struggled through the first half with 80 total yards while the 49ers rolled up 200. Neil O'Donnell, who did not start due to tendinitis in his right elbow, took over for the second half and led a 10-point comeback which narrowed the score to 17-13 with 2:34 left in the third quarter. The 49ers, however, answered with an 80-yard drive capped by another short touchdown pass from Young to Brent Jones. Rod Woodson got two of Young's three interceptions, both in the third quarter, and also blocked a 47-yard field goal try in the fourth. San Francisco's final touchdown followed a controversial encroachment penalty called on the Pittsburgh defense on third down and nine at the Steelers' 10-yard line.

San Francisco	10	7	0	7	24
STEELERS	0	3	10	0	13

S.F.—Cofer 37-yard field goal	8:09	(12-61)
S.F.—Rice 5-yard pass from Young (Cofer kick)	5:09	(4-34)
S.F.—Rice 6-yard pass from Young (Cofer kick)	14:54	(8-49)
Pitt.—Anderson 29-yard field goal	5:14	(8-44)
Pitt.—Foster 5-yard run (Anderson kick)	9:32	(11-80)
Pitt.—Anderson 39-yard field goal	2:34	(6-25)
S.F.—Jones 5-yard pass from Young (Cofer kick)	11:59	(10-80)

TEAM STATISTICS

	49ers	Steelers
First Downs—Rush.—Pass.—Pen.	21 (4-14-3)	12 (6-5-1)
Third & Fourth Down Efficiency	5-12 (42%)	4-16 (25%)
Net Off. Ydg.—Plays—Avg.	326-69-4.7	211-56-3.8
Rush. Ydg.—Atts.—Avg.	86-32-2.7	102-24-4.3
Net Pass. Ydg.—Yds. Lost Att.	240 (1-0)	109 (5-29)
Passes—Comp.—Int.	36-24-3 (67%)	27-13-2 (48%)
Punt & Kickoff Return Yardage	17	56
Punts—No.—Avg.	3-39.0	5-44.0
Fumbles—No.—Lost	2-0	3-1
Penalties—No.—Yards	6-55	7-56
Time of Possession	32:52	27:08

INDIVIDUAL STATISTICS

Rushing—49ers—Watters 14-46, Young 7-22, Lee 9-19, Rathman 1-0, Carter 1-(-1). Steelers—Foster 17-80 (1 TD), Stone 2-14, O'Donnell 1-9, Thompson 1-2, Hoge 1-0, Tomczak 2-(-3).

Passing—49ers—Young 36-24 (67%)—240, 3 TDs, 3 Ints. Steelers—Tomczak 11-4 (36%)—46, 2 Ints., O'Donnell 16-9 (56%)—92.

Receiving—49ers—Rice 8-78 (2 TDs), Jones 6-50 (1 TD), Taylor 4-48, Rathman 2-9, Turner 1-32, Williams 1-15, Lee 1-4, Watters 1-4. Steelers—Foster 6-30, Stone 3-52, Thompson 3-44, Hastings 1-12.

Kickoff Returns—49ers—None. Steelers—Hastings 2-33, Thompson 1-16, Hoge 1-5.

Punt Returns—49ers—Carter 3-17. Steelers—Woodson 1-2.

Interceptions—49ers—Griffin 1-3, McGruder 1-1. Steelers—Woodson 2-4, Lake 1-5, Johnson 0-15.

Sacks—49ers—Stubblefield 2-9, Browns 1.5-2, Johnson 1-12, Harrison 0.5-2. Steelers—Evans 1-0.

LOS ANGELES RAMS 27, STEELERS 0

September 12 at Anaheim, 50,588 (2:45)

The Steelers fell behind 17-0 for the second week in a row, but this time they were unable to mount a comeback as the Rams posted their biggest shutout victory in five years. In being shut out for the first time in 56 games, the Steelers saw two turnovers result in opponent touchdowns for the second straight game. The Rams rode the passing of Jim Everett to Henry Ellard, who had nine catches for 127 yards, while rookie Jerome Bettis pounded out 75 rushing yards in the second half. Making his first start of the season, Neil O'Don-

nell completed 17 of his 33 passes but was sacked five times including four by Sean Gilbert. The Steelers' best drive, their second of the afternoon, covered 65 yards in 14 plays before an exchange between O'Donnell and Leroy Thompson was fumbled at the Los Angeles 17. The Rams' Tony Zendejas nailed field goals from 54 and 50 yards in the second half after the Rams went to their ground attack and held the ball for nearly 20 minutes of the second half.

STEELERS	0	0	0	0	0
Los Angeles	0	14	3	10	27
L.A.—Drayton 22-yard pass from Everett (Zendejas kick)	13:41	(10-81)			
L.A.—Gary 6-yard run (Zendejas kick)	3:48	(12-77)			
L.A.—Zendejas 54-yard field goal	4:37	(10-33)			
L.A.—Zendejas 50-yard field goal	11:43	(10-32)			
L.A.—Bettis 29-yard run (Zendejas kick)	10:32	(1-29)			

TEAM STATISTICS

	Steelers	Rams
First Downs—Rush.—Pass.—Pen	11 (2-9-0)	20 (7-12-1)
Third & Fourth Down Efficiency	5-15 (33%)	9-17 (53%)
Net Off. Ydg.—Plays—Avg.	175-57-3.1	314-68-4.6
Rush. Ydg.—Atts.—Avg.	55-19-3.1	99-33-3.0
Net Pass. Ydg.—Yds. Lost Att.	120 (5-49)	215 (1-6)
Passes—Comp.—Int.	33-17-1 (52%)	34-21-2 (62%)
Punt & Kickoff Return Yardage	146	50
Punts—No.—Avg.	6-46.2	4-40.0
Fumbles—No.—Lost	2-2	2-0
Penalties—No.—Yards	6-38	3-25
Time of Possession	25:02	34:58

INDIVIDUAL STATISTICS

Rushing—Steelers—Foster 15-50, Hoge 2-5, O'Donnell 2-0. Rams—Bettis 16-76 (1 TD), Gary 14-30 (1 TD), Everett 3-(-7).

Passing—Steelers—O'Donnell 33-17 (52%)—169, 1 Int. Rams—Everett 34-21 (62%)—221, 1 TD, 2 Ints.

Receiving—Steelers—Mills 4-63, Graham 3-35, Davenport 2-23, Stone 2-21, Cooper 1-13, Green 1-9, Thompson 1-6, Thigpen 1-4, Worley 1-(-1), Foster 1-(-4). Rams—Ellard 9-127, Gary 6-36, Drayton 3-48 (1 TD), Jones 1-10, Lester 1-4, Bettis 1-(-4).

Kickoff Returns—Steelers—Worley 4-85, Thompson 1-27, Hoge 1-15. Rams—Israel 1-18.

Punt Returns—Steelers—Figures 2-10, Woodson 1-9. Rams—Buchanan 3-32.

Interceptions—Steelers—Perry 1-17, Woodson 1-0. Rams—Homco 1-6.

Sacks—Steelers—Woodson 1-6. Rams—Gilbert 4-30, Young 1-19.

STEELERS 34, CINCINNATI 7

September 19 at Pittsburgh, 53,682 (2:36)

The Steelers took control early and were able to do what they do best in rushing for 223 of their 404 total yards en route to their first win of the season. After punting on their first possession, the Steelers scored on each of their next six drives while forcing the Bengals five punts and an interception on Cincinnati's last six drives. On the day the Steelers converted 10 of 14 third-down plays, while the defense held Cincinnati to three of 10 conversions. Neil O'Donnell completed 14 of his first 15 passes and finished with a career-best 84.0% completion rate with 21 of 25 passes completed including touchdown strikes to Ernie Mills, Yancey Thigpen and Dwight Stone. Stone also scored on a 38-yard reverse for the second two-touchdown game of his career. Barry Foster led the Steelers in rushing and receiving with 103 yards on the ground and five catches for 33 yards. The Steelers' 34 points were their most in 33 games, while their 27-point win was their largest in 36 contests.

Cincinnati	0	7	0	0	7
STEELERS	7	10	10	7	34
Pitt.—Mills 3-yard pass from O'Donnell (Anderson kick)	4:52	(10-61)			
Pitt.—Anderson 33-yard field goal	7:59	(9-59)			
Cin.—Pickens 15-yard pass from Klingler (Pelfrey kick)	3:57	(8-67)			
Pitt.—Thigpen 18-yard pass from O'Donnell (Anderson kick)	0:36	(8-84)			
Pitt.—Anderson 34-yard field goal	6:40	(13-48)			
Pitt.—Stone 9-yard pass from O'Donnell (Anderson kick)	3:07	(3-16)			
Pitt.—Stone 38-yard run (Anderson kick)	12:56	(6-66)			

TEAM STATISTICS

	Bengals	Steelers
First Downs—Rush.—Pass.—Pen.	11 (2-7-2)	23 (12-11-0)
Third & Fourth Down Efficiency	3-10 (30%)	10-14 (71%)
Net Off. Ydg.—Plays—Avg.	170-47-3.6	404-62-6.5
Rush. Ydg.—Atts.—Avg.	44-19-2.3	223-36-6.2
Net Pass. Ydg.—Yds. Lost Att.	126 (2-12)	181 (1-8)
Passes—Comp.—Int.	26-18-1 (69%)	25-21-0 (84%)
Punt & Kickoff Return Yardage	116	96
Punts—No.—Avg.	6-47.5	2-45.5
Fumbles—No.—Lost	1-0	1-1
Penalties—No.—Yards	8-70	5-57
Time of Possession	24:15	35:45

INDIVIDUAL STATISTICS

Rushing—Bengals—Green 12-16, Fenner 4-15, Klinger 3-13. Steelers—Foster 23-103, Stone 2-65 (1 TD), Thompson 8-41, Worley 3-14.

Passing—Bengals—Klingler 21-17 (81%)—135, 1 TD. Schroeder 5-1 (20%)—3, 1 Int. Steelers—O'Donnell 25-21 (84%)—189, 3 TDs.

Receiving—Bengals—Fenner 5-13, Pickens 4-52 (1 TD), McGee 4-35, Rembert 2-27, Green 2-8, Thomason 1-3. Steelers—Foster 5-33, Green 4-70, Hoge 3-20, Thompson 3-3, Stone 2-28 (1 TD), Worley 2-14, Thigpen 1-18 (1 TD), Mills 1-3 (1 TD).

Kickoff Returns—Bengals—Robinson 3-48, Miles 2-41, Ball 1-24. Steelers—Thompson 1-21, Stone 1-17.

Punt Returns—Bengals—Pickens 1-9, Robinson 1-(-6). Steelers—Woodson 4-54, Figures 1-4.

Interceptions—Bengals—None. Steelers—Perry 1-30.

Sacks—Bengals—Hinkle 1-8. Steelers—G. Williams 1-7, Lloyd 1-5.

STEELERS 45, ATLANTA 17

September 27 at Atlanta, 65,477 (3:09)

In a Monday night encounter the Steelers scored their most points since 1986 while forcing six turnovers to even their record at 2-2. The Steelers marched 77 yards on their opening drive with Barry Foster scoring on a 30-yard run for the first of his three touchdowns, but Atlanta's Tony Smith returned the ensuing kickoff 97 yards for a touchdown. Atlanta took a 14-7 lead on a 46-yard fumble return later in the first quarter, despite the Falcons having -10 yards in total offense at the time. On Atlanta's next series Gerald Williams batted a pass which Kevin Henry intercepted and advanced to the Falcons' seven-yard line to set up a Gary Anderson field goal. After punting on their next possession, the Steelers scored touchdowns on four consecutive drives to build a 38-17 lead early in the fourth quarter. A fumble returned 18 yards for a touchdown by Kenny Davidson on Atlanta's next series extended the lead to 45-17, but the defense was not done as Rod Woodson got an interception on each of the Falcons' final two possessions. Kevin Greene recorded his first two sacks as a Steeler and forced three fumbles.

STEELERS	7	17	7	14	45	
Atlanta	14	3	0	0	17	
Pitt.—Foster 30-yard run (Anderson kick)					11:07	(7-77)
Atl.—T. Smith 97-yard kickoff return (Johnson kick)					10:50	
Atl.—Clark 46-yard fumble return (Johnson kick)					2:47	
Pitt.—Anderson 21-yard field goal					14:10	(4-4)
Atl.—Johnson 49-yard field goal					9:58	(8-49)
Pitt.—Foster 7-yard run (Anderson kick)					4:27	(4-33)
Pitt.—Stone 4-yard pass from O'Donnell (Anderson kick)					1:23	(2-1)
Pitt.—Thigpen 7-yard pass from O'Donnell (Anderson kick)					10:35	(3-52)
Pitt.—Foster 1-yard run (Anderson kick)					14:01	(10-75)
Pitt.—Davidson 18-yard fumble return (Anderson kick)					13:00	

TEAM STATISTICS

	Steelers	Falcons
First Downs—Rush.—Pass.—Pen.	22 (7-15-0)	16 (2-10-4)
Third & Fourth Down Efficiency	5-11 (45%)	3-11 (27%)
Net Off. Ydg.—Plays—Avg.	370-59-6.3	222-58-3.8
Rush. Ydg.—Atts.—Avg.	111-34-3.3	44-17-2.6
Net Pass. Ydg.—Yds. Lost Att.	259 (0-0)	178 (3-17)
Passes—Comp.—Int.	25-19-0 (76%)	38-17-4 (45%)
Punt & Kickoff Return Yardage	117	261
Punts—No.—Avg.	4-38.0	3-37.3

Fumbles—No —Lost	1-1	4-2
Penalties—No —Yards	5-88	6-50
Time of Possession	33:38	26:22

INDIVIDUAL STATISTICS

Rushing—Steelers—Foster 20-65 (3 TDs), Thompson 7-24, Stone 2-10, O'Donnell 2-8, Worley 2-4, Woodson 1-0. Falcons—Pegram 13-37, Dickerson 1-7, Hebert 3-0.

Passing—Steelers—O'Donnell 25-19 (76%)—259, 2 TDs. Falcons—Hebert 24-12 (50%)—131, 2 Ints., Tolliver 13-5 (39%)—64, 2 Ints., Miller 1-0 (0%)—0.

Receiving—Steelers—Stone 4-68 (1 TD), Hoge 3-33, Mills 2-34, Green 2-28, Foster 2-24, Thompson 2-14, Davenport 1-19, Graham 1-19, Cooper 1-13, Thigpen 1-7 (1 TD). Falcons—Haynes 5-43, Rison 4-50, Pritchard 3-43, Hill 2-40, Mims 2-19, Pegram 1-0.

Kickoff Returns—Steelers—Woodson 2-62, Thompson 1-13, Falcons—T. Smith 6-249 (1 TD).

Punt Returns—Steelers—Woodson 2-42. Falcons—T. Smith 1-12.

Interceptions—Steelers—Woodson 2-17, Figures 1-78, Henry 1-10. Falcons—None.

Sacks—Steelers—Greene 2, Davidson 0.5-1, Steed 0.5-1. Falcons—None.

STEELERS 16, SAN DIEGO 3

October 10 at Pittsburgh, 55,264 (2:44)

The Steelers kept San Diego's offense in check, yielding just 19 yards on 20 carries and holding the Chargers to 136 yards in total offense. In what began as a defensive slugfest, the Steelers took a 6-3 lead on 37 and 34-yard field goals by Gary Anderson, followed by a 33-yarder by John Carney. The score stood until 3:25 remained in the third quarter, when Greg Lloyd sacked Stan Humphries, forcing a fumble which Levon Kirkland lugged 15 yards for the game's only touchdown. Anderson's final field goal, with 7:47 left in the game, capped a nine-play drive which was set up when Deon Figures recovered a fumbled punt at the Steelers' 45-yard line. Barry Foster posted his 16th 100-yard game and his 10th in the Steelers' last 11 games at Three Rivers. Starter John Friesz completed 15 of 26 with one interception, which came on his last play as he was knocked out of the game on a hit by Kevin Greene in the third quarter. Lloyd got the only sack, forced two fumbles and led the Steelers with 11 tackles.

San Diego	0	3	0	0	3
STEELERS	3	3	7	3	16

Pitt.—Anderson 37-yard field goal	0:19	(11-36)
Pitt.—Anderson 34-yard field goal	1:56	(9-31)
S.D.—Carney 33-yard field goal	0:03	(11-50)
Pitt.—Kirkland 16-yard fumble return (Anderson kick)	3:25	
Pitt.—Anderson 35-yard field goal	7:47	(9-38)

TEAM STATISTICS

	Chargers	Steelers
First Downs—Rush.—Pass.—Pen.	12 (3-7-2)	15 (8-7-0)
Third & Fourth Down Efficiency	5-13 (39%)	4-14 (29%)
Net Off. Ydg.—Plays—Avg.	136-52-2.7	304-61-5.0
Rush. Ydg.—Atts.—Avg.	19-20-1.0	148-36-4.1
Net Pass. Ydg.—Yds. Lost Att.	117 (1-10)	156 (0-0)
Passes—Comp.—Int.	31-17-1 (55%)	25-16-0 (64%)
Punt & Kickoff Return Yardage	136	48
Punts—No.—Avg.	7-44.0	6-44.2
Fumbles—No.—Lost	4-2	0-0
Penalties—No.—Yards	2-15	8-70
Time of Possession	24:38	35:22

INDIVIDUAL STATISTICS

Rushing—Chargers—Harmon 3-12, Butts 9-8, Means 5-6, Friesz 2-4, Lewis 1-(11). Steelers—Foster 23-110, Thompson 8-22, Hoge 4-14, O'Donnell 1-2.

Passing—Chargers—Friesz 26-15 (58%)—107, 1 Int., Humphries 5-2 (40%)—20. Steelers—O'Donnell 25-16 (64%)—156.

Receiving—Chargers—Miller 6-61, Harmon 4-15, Walker 2-13, Barnes 1-13, Lewis 1-13, Jefferson 1-7, Means 1-4, Butts 1-1. Steelers—Green 5-81, Graham 4-33, Foster 4-24, Mills 1-9, Stone 1-8, Thompson 1-1.

Kickoff Returns—Chargers—Lewis 3-45, Hendrickson 1-12. Steelers—Hoge 1-13, Cooper 1-2.

Punt Returns—Chargers—Gordon 4-79. Steelers—Woodson 6-33.

Interceptions—Chargers—None. Steelers—Perry 1-0

Sacks—Chargers—None. Steelers—Lloyd 1-10

STEELERS 37, NEW ORLEANS 14

October 17 at Pittsburgh, 56,056 (3:06)

The Pittsburgh defense set the tone from the start when Rod Woodson intercepted Wade Wilson's first pass and returned it 63 yards for a touchdown. Woodson then picked off Wilson's fourth pass of the game to set up Barry Foster's 20-yard touchdown on a screen pass from Neil O'Donnell as the Steelers scored 24 points off turnovers. On their first nine possessions the Saints did not make a first down and could not manage more than three plays per drive as the Pittsburgh defense dominated. Wilson completed 6 of 23 passes for 85 yards with three interceptions before leaving in the fourth quarter, at which time the Saints had 109 total yards including 49 rushing. Mike Buck completed 10 of 11 passes for 164 yards with two 79-yard touchdown drives at the end of the game to erase the Steelers' shutout. Kevin Greene got two of the Steelers' five sacks and recovered a fumble, while Foster ran for 75 yards and a touchdown in the first half before leaving with a bruised shoulder. Leroy Thompson replaced Foster and ran for 91 yards in the second half to get his first 100-yard game.

New Orleans	0	0	0	14	14
STEELERS	14	10	6	7	37

Pitt.—Woodson 63-yard interception return (Anderson kick) 13:21

Pitt.—Foster 20-yard pass from O'Donnell (Anderson kick) 8:54 (1-20)

Pitt.—Anderson 40-yard field goal 9:11 (10-60)

Pitt.—Foster 1-yard run (Anderson kick) 2:29 (9-58)

Pitt.—Anderson 22-yard field goal 5:09 (13-46)

Pitt.—Anderson 29-yard field goal 1:41 (5-31)

Pitt.—Green 26-yard pass from Tomczak (Anderson kick) 11:23 (5-55)

N.O.—Small 3-yard pass from Buck (Andersen kick) 4:15 (8-79)

N.O.—Early 63-yard pass from Buck (Andersen kick) 0:12 (3-79)

TEAM STATISTICS

	Saints	Steelers
First Downs—Rush.—Pass.—Pen.	11 (1-10-0)	22 (11-11-0)
Third & Fourth Down Efficiency	2-13 (15%)	8-17 (47%)
Net Off. Ydg.—Plays—Avg.	264-56-4.7	393-77-5.1
Rush. Ydg.—Atts.—Avg.	49-17-2.9	201-47-4.3
Net Pass. Ydg.—Yds. Lost Att.	215 (5-34)	192 (1-11)
Passes—Comp.—Int.	34-16-3 (47%)	29-15-1 (52%)
Punt & Kickoff Return Yardage	112	50
Punts—No.—Avg.	9-46.2	6-34.7
Fumbles—No.—Lost	2-2	3-2
Penalties—No.—Yards	4-25	2-9
Time of Possession	22:45	37:15

INDIVIDUAL STATISTICS

Rushing—Saints—Wilson 3-27, Brown 10-7, Muster 2-5, Hilliard 1-5, McAfee 1-5. Steelers—Thompson 16-101, Foster 21-75 (1 TD), Worley 5-15, Hoge 3-7, Stone 1-4, Tomczak 1-(-1).

Passing—Saints—Wilson 23-6 (26%)—85, 3 Ints., M. Buck 11-10 (91%)—164, 2 TDs. Steelers—O'Donnell 25-12 (48%)—137, 1 TD, 1 Int., Tomczak 4-3 (75%)—66, 1 TD.

Receiving—Saints—E. Martin 5-75, Small 4-34 (1 TD), Early 3-92 (1 TD), Smith 1-23, Ned 1-10, Brown 1-9, Turner 1-6. Steelers—Thompson 4-23, Stone 3-53, Green 3-52 (1 TD), Foster 3-35 (1 TD), Couper 1-24, Thigpen 1-16.

Kickoff Returns—Saints—McAfee 3-82, Hughes 2-28. Steelers—Woodson 1-24, Stone 1-9.

Punt Returns—Saints—Hughes 2-2. Steelers—Woodson 3-16, Figures 2-1.

Interceptions—Saints—Taylor 1-2. Steelers—Woodson 2-63 (1 TD), Lake 1-0.

Sacks—Saints—Johnson 1-11. Steelers—Greene 2-15, Kirkland 1-11, Evans 1-7, Steed 1-1.

CLEVELAND 28, STEELERS 23

October 24 at Cleveland, 78,118 (3:05)

Eric Metcalf's punt returns of 91 and 75 yards for touchdowns, the last coming with 2:05 remaining in the game, negated an otherwise sound performance by the Steelers. Pittsburgh had a 23-21 lead with 2:24 left when Metcalf struck for the second time, overshadowing a career-high 355 passing yards by Neil O'Donnell and two rushing touchdowns by Barry Foster. Cleveland

took a 14-0 second-quarter lead on a 62-yard touchdown pass from starter Vinny Testaverde to Michael Jackson and Metcalf's 91-yard return, but the Steelers tied it at 14-14 on scoring runs of four yards and one yard by Foster. Gary Anderson twice gave the Steelers a lead, at 17-14 in the third quarter with a 30-yard field goal and at 23-21 on his 29-yarder with 7:51 remaining in the game. The Steelers' domination included 440 yards in total offense to the Browns' 245, 26 first downs to Cleveland's 12, and a time of possession of 36:29. The loss was the Steelers' 11th in their last 12 trips to Cleveland as the Browns took sole possession of the division lead at 5-2. Metcalf became the seventh player in NFL history to return two punts for touchdowns in a game.

STEELERS	0	14	6	3	23
Cleveland	0	14	7	7	28

Clev.—Jackson 62-yard pass from Testaverde (Stover kick)	12:19	(5-83)
Clev.—Metcalf 91-yard punt return (Stover kick)	9:24	
Pitt.—Foster 4-yard run (Anderson kick)	7:01	(5-80)
Pitt.—Foster 1-yard run (Anderson kick)	0:41	(8-65)
Pitt.—Anderson 30-yard field goal	10:37	(9-53)
Clev.—Woffley 4-yard pass from Testaverde (Stover kick)	8:29	(5-80)
Pitt.—Anderson 46-yard field goal	0:34	(14-55)
Pitt.—Anderson 29-yard field goal	7:51	(10-68)
Clev.—Metcalf 75-yard punt return (Stover kick)	2:05	

TEAM STATISTICS

	Steelers	Browns
First Downs—Rush.—Pass.—Pen.	26 (8-17-1)	12 (6-6-0)
Third & Fourth Down Efficiency	6-14 (43%)	3-9 (33%)
Net Off. Ydg.—Plays—Avg.	440-74-6.0	245-42-5.8
Rush. Ydg.—Atts.—Avg.	92-33-2.9	98-22-4.5
Net Pass. Ydg.—Yds. Lost Att.	348 (2-7)	147 (4-27)
Passes—Comp.—Int.	39-25-1 (64%)	16-10-0 (63%)
Punt & Kickoff Return Yardage	76	232
Punts—No.—Avg.	3-44.7	5-49.8
Fumbles—No.—Lost	2-1	3-1
Penalties—No.—Yards	4-25	7-59
Time of Possession	36:29	23:31

INDIVIDUAL STATISTICS

Rushing—Steelers—Foster 28-87 (2 TDs), O'Donnell 2-11, Hoge 1-1, Mills 2-(-7), Browns—Metcalf 7-53, Vardell 7-19, Baldwin 2-13, Testaverde 1-9, Hoard 1-3, Kosar 4-1.

Passing—Steelers—O'Donnell 39-25 (64%)—355, 1 Int. Browns—Testaverde 14-9 (64%)—167, 2 TDs, Kosar 2-1 (50%)—7.

Receiving—Steelers—Green 6-108, Graham 5-89, Stone 5-54, Hoge 4-43, Foster 3-40, Thigpen 1-13, Mills 1-8, Brown—Metcalf 3-18, Jackson 2-106 (1 TD), Hoard 2-20, Woffley 2-13 (1 TD), Smith 1-17.

Kickoff Returns—Steelers—Woodson 2-38, Stone 1-16, Browns—Baldwin 3-38, Vardell 2-28.

Punt Returns—Steelers—Woodson 3-22, Browns—Metcalf 2-166 (2 TDs).

Interceptions—Steelers—None, Browns—Speer 1-22.

Sacks—Steelers—Evans 1.5-10, Lloyd 1-9, Woodson 1-4, Greene 0.5-4, Browns—Burnett 2-7.

STEELERS 24, CINCINNATI 16

November 7 at Cincinnati, 51,202 (3:00)

The Steelers got their biggest come-from-behind win in eight years with their sixth straight victory vs. Cincinnati to regain a share of first place in the division. The Bengals jumped to a 16-0 second-quarter lead, sparked by a 97-yard interception return for a touchdown by Darryl Williams, followed on the next play by a fumble recovery which led to a seven-yard touchdown catch by Jeff Query. With 2:09 left in the first half, Neil O'Donnell hit Eric Green with a 71-yard scoring pass, and with eight seconds remaining O'Donnell found Merrill Hoge in the endzone to narrow the Cincinnati lead to 16-14 at halftime. The Steelers took the lead for the first time on the third play of the final quarter, when Barry Foster scored on a one-yard run to cap a 10-play drive, keyed by a conversion on third-and-14. Gary Anderson then capped a 14-play drive, which included conversions on third-and-nine and third-and-six, with a 23-yard field goal to give the Steelers a 24-16 lead with 4:31 left in the game. With 103 rushing yards the Bengals became the first team to rush for 100 yards vs. the Steelers this year, but their 96 net passing yards were the fewest the Steelers allowed.

STEELERS	0	14	0	10	24
Cincinnati	3	13	0	0	16

Cin.—Pelfrey 32-yard field goal	6:30	(14-60)
Cin.—D. Williams 97-yard interception return (kick failed)	6:11	
Cin.—Query 7-yard pass from Schroeder (Pelfrey kick)	3:50	(5-20)
Pitt.—Green 71-yard pass from O'Donnell (Anderson kick)	2:49	(3-81)
Pitt.—Hoge 9-yard pass from O'Donnell (Anderson kick)	0:08	(9-59)
Pitt.—Foster 1-yard run (Anderson kick)	13:38	(10-58)
Pitt.—Anderson 23-yard field goal	4:31	(14-57)

TEAM STATISTICS

	Steelers	Bengals
First Downs—Rush.—Pass.—Pen.	21 (9-12-0)	14 (4-9-1)
Third & Fourth Down Efficiency	4-12 (33%)	6-16 (38%)
Net Off. Ydg.—Plays—Avg.	390-67-5.8	199-62-3.2
Rush. Ydg.—Atts.—Avg.	146-33-4.4	103-30-3.4
Net Pass. Ydg.—Yds. Lost Att.	244 (0-0)	96 (3-21)
Passes—Comp.—Int.	34-14-1 (41%)	29-13-1 (45%)
Punt & Kickoff Return Yardage	97	129
Punts—No.—Avg.	6-41.2	7-38.7
Fumbles—No.—Lost	1-1	2-0
Penalties—No.—Yards	5-48	6-45
Time of Possession	30:08	29:52

INDIVIDUAL STATISTICS

Rushing—Steelers—Foster 25-120 (1 TD), Thompson 2-18, O'Donnell 6-8. Bengals—Green 22-59, Schroeder 4-31, Query 1-8, Benjamin 3-5.

Passing—Steelers—O'Donnell 34-14 (41%)—244, 2 TDs, 1 Int. Bengals—Schroeder 29-13 (45%)—117, 1 TD, 1 Int.

Receiving—Steelers—Green 3-91 (1 TD), Mills 3-55, Foster 3-35, Stone 2-37, Graham 2-17, Hoge 1-9 (1 TD). Bengals—Query 6-48 (1 TD), McGee 2-22, Pickens 2-22, Benjamin 1-16, Green 1-8, Thompson 1-1.

Kickoff Returns—Steelers—Stone 3-62, Woodson 1-16. Bengals—Benjamin 4-78, Robinson 1-12.

Punt Returns—Steelers—Woodson 4-19. Bengals—Robinson 4-39.

Interceptions—Steelers—Johnson 1-10. Bengals—D. Williams 1-97 (1 TD).

Sacks—Steelers—Brown 2-11, Greene 1-10. Bengals—None.

STEELERS 23, BUFFALO 0

November 15 at Pittsburgh, 60,265 (2:56)

The Steelers opened a Monday night showdown with a 15-play, 81-yard drive which included six first downs, four third down conversions and lasted 7:17, ending with a nine-yard touchdown run by Leroy Thompson who had career-highs with 30 carries for 108 yards. That drive set the tone as the Steelers posted a remarkable 44:51 time of possession on the night while establishing season highs for offensive plays (81), rushing yards (227), and rush attempts (50). The Pittsburgh defense allowed just 157 total yards, 47 rushing yards, nine first downs and forced Buffalo to punt eight times in 10 possessions. The Steelers got their first shutout of the year and snapped a five-game losing streak to Buffalo as the Bills suffered their first shutout loss since 1985. For the second time this season Thompson ran for 100 yards after replacing an injured Barry Foster, who was sidelined on the opening drive with a sprained ankle. In his first NFL game at Three Rivers, Jim Kelly left the game with a concussion at halftime. The attendance of 60,265 was a regular season Three Rivers Stadium record, topped only by the 60,407 for the playoff game vs. the Bills the previous January. With the win the Steelers took sole possession of first place for the first time.

Buffalo	0	0	0	0	0
STEELERS	7	3	10	3	23

Pitt.—Thompson 9-yard run (Anderson kick)	5:36	(15-81)
Pitt.—Anderson 37-yard field goal	9:14	(8-35)
Pitt.—Green 1-yard pass from O'Donnell (Anderson kick)	10:16	(8-70)
Pitt.—Anderson 19-yard field goal	2:23	(11-65)
Pitt.—Anderson 31-yard field goal	10:33	(10-55)

TEAM STATISTICS

	Bills	Steelers
First Downs—Rush.—Pass.—Pen.	9 (3-5-1)	26 (11-14-1)
Third & Fourth Down Efficiency	2-11 (18%)	10-18 (56%)
Net Off. Ydg.—Plays—Avg.	157-45-3.5	400-81-4.9

Rush. Ydg.—Atts.—Avg.	47-14-3.4	227-50-4.5
Net Pass. Ydg.—Yds. Lost Att.	110 (3-24)	173 (4-39)
Passes—Comp.—Int.	28-11-0 (39%)	27-16-0 (59%)
Punt & Kickoff Return Yardage	98	62
Punts—No.—Avg.	8-45.8	4-46.8
Fumbles—No.—Lost	1-1	0-0
Penalties—No.—Yards	5-32	5-55
Time of Possession	15:09	44:51

INDIVIDUAL STATISTICS

Rushing—Bills—Thomas 13-40, Kelly 1-7. Steelers—Thompson 30-108 (1 TD), Hoge 10-64, Foster 5-23, Mills 1-19, Stone 2-8, Cuthbert 1-7, Tomczak 1-(-2).

Passing—Bills—Kelly 19-7 (37%)—93, Reich 9-4 (44%)—41. Steelers—O'Donnell 27-16 (59%)—212, 1 TD.

Receiving—Bills—Reed 4-72, Thomas 3-22, Beebe 2-33, Metzelaars 1-4, K. Davis 1-3. Steelers—Green 6-69 (1 TD), Graham 3-44, Stone 2-29, Mills 2-16, Thompson 2-16, Cooper 1-38.

Kickoff Returns—Bills—Copeland 3-68, Beebe 2-30. Steelers—Woodson 1-22.

Punt Returns—Bills—None. Steelers—Woodson 5-40.

Interceptions—Bills—None. Steelers—None.

Sacks—Bills—Hansen 2-17, Wright 1-12, M. Patton 1-10. Steelers—Davidson 1-11, Greene 1-8, Evans 1-5.

DENVER 37, STEELERS 13

November 21 at Denver, 74,840 (2:55)

The Steelers held Denver to a long field goal on their first drive, but the Broncos scored on six of their first seven possessions in building a 34-3 lead before winning 37-13. Behind a red-hot John Elway, Denver gained 364 yards including 107 rushing and 257 passing with 23 first downs. The Steelers' first drive went 57 yards in 11 plays before ending with a fumble at the Denver five-yard line. The Broncos responded by marching 95 yards for the first of Robert Delpino's two rushing touchdowns to stake a 10-0 lead at the end of the first quarter. The Steelers crossed Denver's 20-yard only two other times, with both resulting in third-quarter field goals, while the Broncos forced three turnovers and converted them into 17 points. The Steelers had no takeaways for the first time all season and were also outrushed for the first time. In dropping to 6-4 the Steelers fell into a first place tie with Houston to set up a showdown at The Astrodome the following week.

STEELERS	0	0	6	7	13
Denver	10	10	14	3	37

Den.—Elam 48-yard field goal	9:46	(10-50)
Den.—Delpino 1 yard run (Elam kick)	0:11	(9-95)
Den.—Russell fumble recovery in endzone (Elam kick)	5:56	(5-79)
Den.—Elam 27-yard field goal	0:09	(8-46)
Pitt.—Anderson 37-yard field goal	12:02	(8-61)
Den.—Delpino 1-yard run (Elam kick)	8:29	(7-65)
Den.—V. Johnson 13-yard pass from Elway (Elam kick)	8:10	(2-13)
Pitt.—Anderson 38-yard field goal	0:27	(15-60)
Den.—Elam 28-yard field goal	6:43	(9-42)
Pitt.—Thigpen 39-yard pass from Tomczak (Anderson kick)	0:22	(6-18)

TEAM STATISTICS

	Steelers	Broncos
First Downs—Rush.—Pass.—Pen.	19 (6-13-0)	23 (6-13-4)
Third & Fourth Down Efficiency	6-14 (43%)	5-11 (45%)
Net Off. Ydg.—Plays—Avg.	349-64-5.5	364-61-6.0
Rush. Ydg.—Atts.—Avg.	101-22-4.6	107-34-3.1
Net Pass. Ydg.—Yds. Lost Att.	248 (4-30)	257 (2-19)
Passes—Comp.—Int.	38-23-1 (61%)	25-18-0 (72%)
Punt & Kickoff Return Yardage	65	59
Punts—No.—Avg.	3-50.7	3-49.3
Fumbles—No.—Lost	4-2	1-0
Penalties—No.—Yards	6-63	3-22
Time of Possession	27:49	32:11

INDIVIDUAL STATISTICS

Rushing—Steelers—Thompson 17-77, Hoge 3-17, O'Donnell 2-7. Broncos—Bernsline 18-55, Delpino 10-41 (2 TDs), Elway 2-8, Rivers 1-3, Milburn 2-1, Maddox 1-(-1).

Passing—Steelers—O'Donnell 32-18 (56%)—197, 1 Int., Tomczak 6-5 (83%)—81, 1 TD. Broncos—Elway 25-18 (72%)—276, 1 TD.

Receiving—Steelers—Green 7-99, Mills 3-35, Hoge, 3-0, Thigpen 2-57 (1 TD), Stone 2-48, Thompson 2-5, Jordan 1-12, Graham 1-10, Davenport 1-9, Cuthbert 1-3. Broncos—V. Johnson 5-63 (1 TD), Russell 4-82, Sharpe 4-80, Milburn 2-17, R. Johnson 1-31, Delpino 1-2, Bernstine 1-1.

Kickoff Returns—Steelers—Woodson 4-65. Broncos—Russell 1-18, Sharpe 1-0.

Punt Returns—Steelers—None. Broncos—Milburn 3-41.

Interceptions—Steelers—None. Broncos—Lang 1-4.

Sacks—Steelers—Lake 1-11, Greene 1-8. Broncos—Fletcher 2-16, Mecklenburg 2-14.

HOUSTON 23, STEELERS 3

November 28 at Houston, 61,238 (3:17)

In a Sunday night battle for first place, the Oilers advanced to 7-4 and dropped the Steelers to 6-5. The Steelers were forced to punt on their first four possessions before a 42-yard field goal by Gary Anderson in the second quarter brought the score even at 3-3. The Oilers took over from there, driving 79 yards on nine plays for a three-yard Gary Brown touchdown run to take a 10-3 halftime lead. Houston took their initial drive of the second half and scored in five plays, with Warren Moon hitting Haywood Jeffires with a 66-yard scoring pass. The Steelers lost two fumbles and two interceptions on their last six possessions, setting up two more Houston field goals. Neil O'Donnell was shaken up in the third quarter and was replaced briefly by Mike Tomczak, who was intercepted on his second throw. O'Donnell returned on the next series, only to be injured when sacked, losing a fumble near midfield. Tomczak returned early in the fourth quarter to finish the game, but by then the Oilers had a 17-point lead which they extended to 20 with 7:32 remaining. The Steelers' average starting point on their 13 possessions was their own 17, while Houston began six drives in Pittsburgh territory.

STEELERS	0	3	0	0	0
Houston	0	10	10	3	23

Hou.—Del Greco 43-yard field goal	10:43	(10-43)
Pitt.—Anderson 42-yard field goal	2:23	(7-50)
Hou.—G. Brown 3-yard run (Del Greco kick)	0:50	(9-79)
Hou.—Jeffires 66-yard pass from Moon (Del Greco kick)	12:51	(5-80)
Hou.—Del Greco 21-yard field goal	2:12	(9-43)
Hou.—Del Greco 28-yard field goal	7:32	(4-9)

TEAM STATISTICS

	Steelers	Oilers
First Downs—Rush.—Pass.—Pen	18 (3-12-3)	20 (6-11-3)
Third & Fourth Down Efficiency	3-15 (20%)	3-13 (23%)
Net Off. Ydg.—Plays—Avg.	234-62-3.8	391-67-5.8
Rush. Ydg.—Atts.—Avg.	65-17-3.8	125-30-4.2
Net Pass. Ydg.—Yds. Lost Att.	169 (6-45)	266 (3-29)
Passes—Comp.—Int.	39-21-2 (54%)	34-21-1 (62%)
Punt & Kickoff Return Yardage	77	60
Punts—No.—Avg.	6-45.0	5-48.6
Fumbles—No.—Lost	2-2	2-0
Penalties—No.—Yards	12-88	12-134
Time of Possession	27:50	32:10

INDIVIDUAL STATISTICS

Rushing—Steelers—Thompson 15-31, O'Donnell 1-27, Hoge 1-7. Oilers—G. Brown 19-79 (1 TD), Tillman 1-34, Moon 10-12.

Passing—Steelers—O'Donnell 26-13 (50%)—153, Tomczak 13-8 (62%)—61, 2 Ints. Oilers—Moon 34-21 (62%)—295, 1 TD, 1 Int.

Receiving—Steelers—Graham 8-102, Mills 6-86, Green 3-15, Hoge 1-5, Cooper 1-3, Stone 1-3, Thompson 1-0. Oilers—Jeffires 7-139 (1 TD), Givins 5-86, Duncan 4-22, Slaughter 3-38, G. Brown 2-10.

Kickoff Returns—Steelers—Thigpen 1-23, W. Williams 1-19, Stone 1-16, Woodson 1-5. Oilers—Drewrey 1-24.

Punt Returns—Steelers—Woodson 2-14. Oilers—Drewrey 4-36.

Interceptions—Steelers—Johnson 1-26. Oilers—McDowell 1-13, Dishman 1-4.

Sacks—Steelers—Lake 2-15, Evans 1-14. Oilers—Fuller 4-37, Childress 1-6, S. Jones 1-4.

STEELERS 17, NEW ENGLAND 14

December 5 at Pittsburgh, 51,358 (3:06)

The Pittsburgh defense held on fourth-and-goal from the one-yard line on the game's final play as the Patriots went for the win at the end of a 15-play, 95-yard drive. With 17 seconds left, Drew Bledsoe tried a quarterback sneak but was stopped inches from the goal line by Levon Kirkland. New England, which had not scored a first-quarter touchdown all season, had taken a quick 14-0 lead 13:16 into the game on a three-yard catch by Ben Coates and a three-yard run by Leonard Russell, capping drives of 81 and 69 yards. The Steelers rallied with 17 points in the second quarter on two touchdown passes from Neil O'Donnell to Merrill Hoge and a 43-yard field goal by Gary Anderson, taking the lead with 10 seconds left in the first half. The 17-14 halftime score stood as the Steelers punted on all seven second-half possessions and the Patriots were intercepted on five of their eight second-half drives. The Pittsburgh defense got two interceptions from Gary Jones along with one each from D.J. Johnson, Carnell Lake and Kenny Davidson.

New England	14	0	0	0	14
STEELERS	0	17	0	0	17

N.E.—Coates 3-yard pass from Bledsoe (Sisson kick)	6:47	(5-81)
N.E.—Russell 3-yard run (Sisson kick)	1:44	(6-69)
Pitt.—Hoge 5-yard pass from O'Donnell (Anderson kick)	11:47	(10-80)
Pitt.—Anderson 35-yard field goal	3:25	(8-31)
Pitt.—Hoge 1-yard pass from O'Donnell (Anderson kick)	0:10	(7-18)

TEAM STATISTICS

	Patriots	Steelers
First Downs—Rush.—Pass.—Pen.	20 (5-12-3)	14 (7-6-1)
Third & Fourth Down Efficiency	4-16 (25%)	6-19 (32%)
Net Off. Ydg.—Plays—Avg.	349-72-4.8	217-67-3.2
Rush. Ydg.—Atts.—Avg.	53-24-2.2	125-32-3.9
Net Pass. Ydg.—Yds. Lost Att.	296 (0-0)	92 (3-23)
Passes—Comp.—Int.	48-18-5 (38%)	32-17-0 (53%)
Punt & Kickoff Return Yardage	129	42
Punts—No.—Avg.	5-45.4	11-43.2
Fumbles—No.—Lost	4-1	1-0
Penalties—No.—Yards	3-25	10-72
Time of Possession	25:58	34:02

INDIVIDUAL STATISTICS

Rushing—Patriots—Russell 19-54 (1 TD), Bledsoe 5-(-1), Steelers—Thompson 22-82, Hoge 10-43.

Passing—Patriots—Bledsoe 48-18 (38%)—296, 1 TD, 5 Ints. Steelers—O'Donnell 32-17 (53%)—115, 2 TDs.

Receiving—Patriots—Timpson 4-97, Crittenden 3-69, Coates 3-33 (1 TD), Brisby 2-43, Croom 2-33, Gash 2-14, Russell 1-4, Turner 1-3. Steelers—Hoge 8-51 (2 TDs), Thompson 4-20, Mills 1-13, Stone 1-13, Green 1-7, Cooper 1-6, Graham 1-5.

Kickoff Returns—Patriots—Harris 3-39, Crittenden 1-16. Steelers—Woodson 1-20.

Punt Returns—Patriots—Harris 10-74, Steelers—Woodson 2-22.

Interceptions—Patriots—None. Steelers—G. Jones 2-11, Perry 1-14, Davidson 1-6, Lake 1-0.

Sacks—Patriots—Collins 1-10, Sabb 1-9, Pitts 1-4. Steelers—None.

STEELERS 21, MIAMI 20

December 13 at Miami, 70,232 (3:00)

In their third Monday night win of the season, the Steelers combined a ball-control offense with a blitzing defense and then held off a late charge to defeat the Dolphins, 21-20. Miami kicked two field goals in the first two quarters, but the Steelers put together a 15-play, 80-yard drive and a 16-play, 84-yard drive in the second and third quarters to build a 14-6 lead with both touchdowns coming on short runs by Leroy Thompson. They extended the lead to 21-6 on the first play of the fourth quarter on a two-yard touchdown pass from Neil O'Donnell to Merrill Hoge. The Dolphins stormed back with a 10-play, 72-yard drive which ended with a three-yard touchdown catch by Keith Jackson, followed by a 72-yard punt return for a touchdown by O.J. McDuffie, narrowing the score to 21-20 with 6:37 remaining. A sack on fourth down at their own 29 ended the Dolphins' next series, but Gary Anderson missed, for just the second time all season, on a 41-yard field goal try to give Miami a last chance. Rod Woodson sealed the win with an interception at midfield.

STEELERS	0	7	7	7	21
Miami	3	3	0	14	20

Mia.—Stoyanovich 31-yard field goal	9:13	(12-63)
Pitt.—Thompson 1-yard run (Anderson kick)	8:51	(15-80)
Mia.—Stoyanovich 22-yard field goal	0:00	(9-59)
Pitt.—Thompson 3-yard run (Anderson kick)	6:15	(16-84)
Pitt.—Hoge 2-yard pass from O'Donnell (Anderson kick)	14:55	(6-17)
Mia.—K. Jackson 3-yard pass from DeBerg (Stoyanovich kick)	10:30	(10-72)
Mia.—McDuffie 72-yard punt return (Stoyanovich kick)	6:37	

TEAM STATISTICS

	Steelers	Dolphins
First Downs—Rush.—Pass.—Pen.	19 (8-10-1)	21 (4-16-1)
Third & Fourth Down Efficiency	7-15 (47%)	9-16 (56%)
Net Off. Ydg.—Plays—Avg.	265-68-3.9	348-66-5.3
Rush. Ydg.—Atts.—Avg.	120-38-3.2	49-17-2.9
Net Pass. Ydg.—Yds. Lost Att.	145 (2-18)	299 (5-45)
Passes—Comp.—Int.	28-16-0 (57%)	44-27-2 (61%)
Punt & Kickoff Return Yardage	88	234
Punts—No.—Avg.	7-45.4	3-37.3
Fumbles—No.—Lost	0-0	3-1
Penalties—No.—Yards	6-56	2-3
Time of Possession	32:47	27:13

INDIVIDUAL STATISTICS

Rushing—Steelers—Thompson 28-81 (2 TDs), Hoge 6-21, Stone 1-12, O'Donnell 3-6. Dolphins—Kirby 13-45, Byars 4-4.

Passing—Steelers—O'Donnell 28-16 (57%)—163, 1 TD. Dolphins—DeBerg 44-27 (61%)—344, 1 TD, 2 Ints.

Receiving—Steelers—Stone 5-33, Thompson 4-61, Green 3-37, Hoge 3-20 (1 TD), Mills 1-12. Dolphins—Kirby 7-107, Fryar 5-84, Byars 5-57, K. Jackson 3-42 (1 TD), Ingram 3-32, McDuffie 2-18, Martin 1-4, Higgs 1-0.

Kickoff Returns—Steelers—Woodson 2-42, Stone 2-30. Dolphins—M. Williams 3-90, McDuffie 1-21.

Punt Returns—Steelers—Woodson 1-16. Dolphins—McDuffie 5-144 (1 TD), Vincent 0-9.

Interceptions—Steelers—Woodson 1-54, Lake 1-26. Dolphins—None.

Sacks—Steelers—Lloyd 2-19, Brown 1-11, Lake 1-8, Henry 1-7. Dolphins—Klingbeil 1-10, Cox 1-8.

HOUSTON 26, STEELERS 17

December 19 at Pittsburgh, 57,592 (3:25)

For the seventh time this year the Steelers began the game trailing by at least 14-0 in the first half as the Oilers got their third series sweep and second division title. Houston scored on its first drive, marching 80 yards in eight plays and scoring on Gary Brown's 38-yard screen pass from Warren Moon. On the Steelers' third play Neil O'Donnell was intercepted by Bo Orlando, whose 38-yard return boosted the Oilers' lead to 14-0 with just 4:23 elapsed. After two Houston field goals Gary Anderson kicked a 26-yarder for the Steelers' first points with 2:46 left in the first half. Another Houston field goal in the third quarter was followed by a 36-yard touchdown pass from O'Donnell to Eric Green, making the score 23-10. Mike Tomczak took over for O'Donnell midway through the fourth quarter but was intercepted on his first series before directing a six-play, 57-yard drive which ended on Merrill Hoge's five-yard run to get the Steelers to within nine points at 26-17 with 2:20 remaining. The Steelers recovered their onside kick and drove to the Houston 16 before losing the ball on downs.

Houston	14	6	3	3	26
STEELERS	0	3	7	7	17

Hou.—G. Brown 38-yard pass from Moon (Del Greco kick)	11:07	(8-80)
Hou.—Orlando 38-yard interception return (Del Greco kick)	9:37	
Hou.—Del Greco 34-yard field goal	11:15	(10-59)
Hou.—Del Greco 22-yard field goal	7:53	(6-47)
Pitt.—Anderson 26-yard field goal	2:46	(12-71)
Hou.—Del Greco 33-yard field goal	4:14	(8-24)
Pitt.—Green 36-yard pass from O'Donnell (Anderson kick)	1:51	(7-76)
Hou.—Del Greco 21-yard field goal	12:12	(5-39)
Pitt.—Hoge 5-yard run (Anderson kick)	2:20	(6-57)

TEAM STATISTICS

	Oilers	Steelers
First Downs—Rush.—Pass.—Pen.	20 (5-13-2)	21 (2-16-3)
Third & Fourth Down Efficiency	2-12 (17%)	10-25 (40%)
Net Off. Ydg.—Plays—Avg.	383-64-6.0	385-81-4.8
Rush. Ydg.—Atts.—Avg.	117-25-4.7	38-18-2.1
Net Pass. Ydg.—Yds. Lost Att.	266 (1-2)	347 (6-53)
Passes—Comp.—Int.	38-19-0 (50%)	57-24-2 (42%)
Punt & Kickoff Return Yardage	39	95
Punts—No.—Avg.	4-45.8	7-39.9
Fumbles—No.—Lost	2-2	3-1
Penalties—No.—Yards	6-62	5-32
Time of Possession	30:50	29:10

INDIVIDUAL STATISTICS

Rushing—Oilers—G. Brown 20-100, Moon 5-17. Steelers—Thompson 13-19, Stone 1-11, Hoge 2-5 (1 TD), Tomczak 1-2, O'Donnell 1-1.

Passing—Oilers—Moon 38-19 (50%)—268, 1 TD. Steelers—O'Donnell 37-15 (41%)—256, 1 TD, 1 Int., Tomczak 20-9 (45%)—144, 1 Int.

Receiving—Oilers—Givins 5-71, G. Brown 4-80 (1 TD), Wellman 4-59, Duncan 3-27, Jeffries 2-10, Slaughter 1-21. Steelers—Graham 7-192, Green 6-92 (1 TD), Thompson 3-14, Mills 2-39, Hastings 2-32, Hoge 2-25, Cooper 2-6.

Kickoff Returns—Oilers—Mills 1-21. Steelers—Hastings 4-57, Stone 2-18.

Punt Returns—Oilers—Drewrey 3-18. Steelers—Woodson 2-20.

Interceptions—Oilers—Orlando 2-60 (1 TD). Steelers—None.

Sacks—Oilers—S. Jones 2-17, Fuller 1-12, Childress 1-10, Marshall 1-8, Gl. Montgomery 1-6. Steelers—Lake 1-2.

SEATTLE 16, STEELERS 6

December 26 at Seattle, 51,814 (2:56)

Despite the absence of rushing leader Chris Warren, Seattle ran for 267 yards, led by Jon Vaughn's 131 on 26 carries against the league's top-ranked run defense. The Seahawks had six runs longer than 10 yards, including 37 yards by Vaughn and a 33-yarder by quarterback Rick Mirer, dominating the Steelers with 80 offensive plays and a possession time of 35:42. Mixing 45 runs with 35 pass plays, the Seahawks made few mistakes and took an early lead, forcing the Steelers to play catch-up with 43 pass attempts, a career high for Neil O'Donnell. Mirer got the only touchdown of the game on a five-yard toss to Paul Green on Seattle's second possession, capping a 12-play, 84-yard drive. John Kasay knocked in three field goals for Seattle, one in each of the last three quarters.

STEELERS	0	3	0	3	6
Seattle	7	3	3	3	16

Sea.—Green 2-yard pass from Mirer (Kasay kick)	3:35	(12-84)
Sea.—Kasay 32-yard field goal	12:39	(11-77)
Pitt.—Anderson 42-yard field goal	6:41	(7-51)
Sea.—Kasay 48-yard field goal	6:52	(7-49)
Pitt.—Anderson 43-yard field goal	14:37	(7-70)
Sea.—Kasay 35-yard field goal	6:24	(16-63)

TEAM STATISTICS

	Steelers	Seahawks
First Downs—Rush.—Pass.—Pen.	18 (7-11-0)	25 (13-9-3)
Third & Fourth Down Efficiency	4-13 (31%)	9-18 (50%)
Net Off. Ydg.—Plays—Avg.	380-65-5.8	368-80-4.6
Rush. Ydg.—Atts.—Avg.	116-20-5.8	267-45-5.9
Net Pass. Ydg.—Yds. Lost Att.	264 (2-21)	101 (5-16)
Passes—Comp.—Int.	43-20-1 (47%)	30-12-1 (40%)
Punt & Kickoff Return Yardage	74	31
Punts—No.—Avg.	5-37.6	4-37.0
Fumbles—No.—Lost	1-1	0-0
Penalties—No.—Yards	10-72	2-20
Time of Possession	24:18	35:42

INDIVIDUAL STATISTICS

Rushing—Steelers—Thompson 12-66, O'Donnell 4-33, Hoge 4-17. Seahawks—Vaughn 26-131, Williams 14-86, Mirer 4-44, Blades 1-6.

Passing—Steelers—O'Donnell 43-20 (47%)—285, 1 Int. Seahawks—Mirer 29-12 (41%)—117, 1 TD, 1 Int., Tuten 1-0 (0%).

Receiving—Steelers—Green 7-119, Thompson 5-31, Stone 4-100, Mills 2-13, Graham 1-17, Hoge 1-5. Seahawks—Blades 4-60, Williams 3-16, Martin 2-23, Thomas 2-16, Green 1-2 (1 TD).

Kickoff Returns—Steelers—Hastings 4-62. Seahawks—Bates 1-14.

Punt Returns—Steelers—Woodson 3-12. Seahawks—Martin 2-17.

Interceptions—Steelers—Johnson 1-0. Seahawks—E. Robinson 1-4.

Sacks—Steelers—Greene 3-7, Henry 1-7, Evans 1-2. Seahawks—E. Robinson 1-14, Kennedy 0.5-4, McCrary 0.5-3.

STEELERS 16, CLEVELAND 9

January 2 at Pittsburgh, 49,208 (3:02)

The Steelers scored first for the first time in the last seven games en route to their 16-9 win. After Gary Anderson's initial field goal, the Browns' Matt Stover nailed three field goals to give Cleveland a 9-3 lead which stood until the middle of the third quarter, when Anderson kicked another to narrow the margin to 9-6. The Steelers regained the lead at 13-9 7:44 into the fourth quarter on a 14-yard pass from Neil O'Donnell to Eric Green which capped a 13-play, 80-yard drive. Anderson tacked on his third field goal on the Steelers' next drive, which lasted 11 plays and ate up 4:29 to leave Cleveland with a seven-point deficit and just 1:11 remaining in the game. In the final 71 seconds the Browns moved from their own 20 to the Pittsburgh 13 in five plays, but D.J. Johnson broke up two passes into the endzone on third and fourth down to halt the Browns' comeback. Anderson moved to seventh in NFL history with 285 career field goals, while O'Donnell broke the team single season records for pass attempts and completions with 486 and 270, respectively, and Green got his 20th career touchdown to tie the team record for tight ends. Leroy Thompson rushed for 91 yards to finish as the team rushing leader for the first time in his career. The Steelers' win, coupled with losses by Miami and the New York Jets, gave the Steelers the final AFC wild card playoff berth.

Cleveland	0	9	0	0	9
STEELERS	0	3	3	10	16

Pitt.—Anderson 34-yard field goal	11:58	(13-50)
Clev.—Stover 36-yard field goal	10:06	(5-52)
Clev.—Stover 47-yard field goal	6:53	(5-10)
Clev.—Stover 44-yard field goal	2:48	(7-21)
Pitt.—Anderson 38-yard field goal	6:53	(4-5)
Pitt.—Green 14-yard pass from O'Donnell (Anderson kick)	7:16	(13-80)
Pitt.—Anderson 26-yard field goal	1:11	(11-53)

TEAM STATISTICS

	Browns	Steelers
First Downs—Rush.—Pass.—Pen.	12 (3-9-0)	20 (9-11-0)
Third & Fourth Down Efficiency	2-13 (15%)	8-19 (42%)
Net Off. Ydg.—Plays—Avg.	295-53-5.6	320-78-4.1
Rush, Ydg.—Atts.—Avg.	61-20-3.1	135-32-4.2
Net Pass. Ydg.—Yds. Lost Att.	234 (3-15)	185 (7-41)
Passes—Comp.—Int.	30-15-0 (50%)	39-22-0 (56%)
Punt & Kickoff Return Yardage	128	42
Punts—No.—Avg.	6-44.2	8-39.8
Fumbles—No.—Lost	4-2	3-0
Penalties—No.—Yards	2-10	4-30
Time of Possession	25:28	34:32

INDIVIDUAL STATISTICS

Rushing—Browns—Hoard 9-29, Vardell 4-29, Carrier 1-6, Baldwin 2-0, Testaverde 2-0, Metcalf 2-(-3). Steelers—Thompson 26-91, Hoge 4-48, O'Donnell 1-(-1), Stone 1-(-3).

Passing—Browns—Testaverde 30-15 (50%)—249. Steelers—O'Donnell 39-22 (56%)—226, 1 TD.

Receiving—Browns—Carrier 4-118, Vardell 4-21, McCardell 3-56, Hoard 2-22, Jackson 1-17, Kinchen 1-15. Steelers—Green 6-65 (1 TD), Stone 4-40, Hoge 4-36, Thompson 3-21, Thigpen 2-39, Graham 2-16, Cooper 1-9.

Kickoff Returns—Browns—Hoard 3-90, Baldwin 1-19. Steelers—Hastings 2-25.

Punt Returns—Browns—Carrier 1-15, Metcalf 1-4. Steelers—Woodson 2-17.

Interceptions—Browns—None. Steelers—None.

Sacks—Browns—Pleasant 2.5-15, P. Johnson 1-9, Matthews 1-8, Perry 1-6, M. Johnson 1-0, Ball 0.5-3. Steelers—Davidson 1-9, Greene 1-4, Lloyd 1-2.

AFC WILD CARD PLAYOFFS

KANSAS CITY 27, STEELERS 24 (overtime)

January 8 at Kansas City, 74,515 (3:32)

The Steelers never trailed until Nick Lowery's 32-yard field goal 11:03 into overtime clinched the 27-24 Kansas City win. Scoring on their first drive, Pittsburgh held a 10-point lead at halftime before the Chiefs came back with 17 second-half points, tying the Steelers at 17-17 in the fourth quarter and at 24-24 with 1:43 left in the game. The final tying touchdown was set up on a blocked punt by the Chiefs' Keith Cash, which was returned 31 yards by Fred Jones to the Pittsburgh nine-yard line. From there, on fourth-and-goal, Joe Montana found Tim Barnett in the back of the endzone with his only touchdown pass. The Steelers were then forced to punt again, and the Chiefs drove to the Pittsburgh 25 with an opportunity to take the lead, but Lowery's 43-yard field try was wide right with 12 seconds remaining. In overtime, both teams punted on their first possession before Kansas City marched 66 yards in 11 plays to the Pittsburgh 14, setting up Lowery's game-winner. Neil O'Donnell threw three touchdown passes, one each to tight ends Adrian Cooper and Eric Green as well as wide receiver Ernie Mills, while completing 23 of 42 attempts for 286 yards. Despite throwing incomplete on his first seven passes, Montana completed 28 of 42 for 276 yards and was sacked four times, three by Gerald Williams. The Steelers converted nine of 19 third-down plays with a good mix of runs and passes, and had a possession advantage of 32:08 to 27:52 in regulation, but the Chiefs held the ball for 8:13 in overtime and limited the Steelers to just 2:50.

STEELERS	7	10	0	7	0	24
Kansas City	7	0	3	14	3	27

Pitt.—Cooper 10-yard pass from O'Donnell (Anderson kick)	8:45	(9-66)
K.C.—Birden 23-yard pass from Krieg (Lowery kick)	1:39	(7-75)
Pitt.—Anderson 30-yard field goal	9:34	(15-63)
Pitt.—Mills 26-yard pass from O'Donnell (Anderson kick)	0:18	(6-51)
K.C.—Lowery 23-yard field goal	1:09	(11-49)
K.C.—Allen 2-yard run (Lowery kick)	8:58	(9-80)
Pitt.—Green 22-yard pass from O'Donnell (Anderson kick)	4:11	(9-74)
K.C.—Barnett 7-yard pass from Montana (Lowery kick)	1:43	(4-9)
K.C.—Lowery 32-yard field goal	3:57	(11-66)

TEAM STATISTICS

	Steelers	Chiefs
First Downs—Rush.—Pass.—Pen.	21 (5-15-1)	28 (7-19-2)
Third & Fourth Down Efficiency	10-21 (48%)	5-15 (33%)
Net Off. Ydg.—Plays—Avg.	369-80-4.6	401-81-5.0
Rush. Ydg.—Atts.—Avg.	97-35-2.8	125-33-3.8
Net Pass. Ydg.—Yds. Lost Att.	272 (3-14)	276 (4-23)
Passes—Comp.—Int.	42-23-0 (55%)	44-29-0 (66%)
Punt & Kickoff Return Yardage	115	163
Punts—No.—Avg.	7-38.3	6-44.8
Fumbles—No.—Lost	1-0	0-0
Penalties—No.—Yards	5-40	5-25
Time of Possession	34:58	36:05

INDIVIDUAL STATISTICS

Rushing—Steelers—Thompson 25-60, Hoge 6-27, Stone 3-11, O'Donnell 1-(-1). Chiefs—Allen 21-67 (1 TD), Anders 5-27, Montana 4-13, McNair 2-9, Jones 1-9.

Passing—Steelers—O'Donnell 42-23 (55%)—286, 3 TDs. Chiefs—Montana 43-28 (65%)—276, 1 TD, Krieg 1-1 (100%)—23, 1 TD.

Receiving—Steelers—Graham 7-96, Mills 4-60 (1 TD), Hoge 3-43, Stone 3-36, Thompson 3-4, Green 2-37 (1 TD), Cooper 1-10 (1 TD). Chiefs—Cash 7-56, Birden 6-72 (1 TD), Allen 4-29, Anders 3-30, Barnett 3-30 (1 TD), Davis 2-47, Hayes 2-11, Hughes 1-15, McNair 1-9.

Kickoff Returns—Steelers—Woodson 3-66, Stone 1-18, Cuthbert 1-13. Chiefs—J. Stephens 3-72, Hughes 2-42, McNair 1-13.

Punt Returns—Steelers—Woodson 3-18. Chiefs—Hughes 3-31, Birden 1-5.

Interceptions—Steeler—None. Chiefs—None.

Sacks—Steelers—G. Williams 3-22, Lloyd 1-1. Chiefs—Smith 2-8, Bayless 1-6.

61 YEARS WITH THE STEELERS

1993

BILL COWHER, Head Coach

Steelers Opp.

9/ 5	San Francisco	13	24	[L]
9/12 at	Los Angeles Rams	0	27	[L]
9/19	Cincinnati	34	7	[W]
9/27 at	Atlanta	45	17	[W]
10/ 3	AFC Central idle			
10/10	San Diego	16	3	[W]
10/17	New Orleans	37	14	[W]
10/24 at	Cleveland	23	28	[L]
10/31	AFC Central idle			
11/ 7 at	Cincinnati	24	16	[W]
11/15	Buffalo	23	0	[W]
11/21 at	Denver	13	37	[L]
11/28 at	Houston	3	23	[L]
12/ 5	New England	17	14	[W]
12/13 at	Miami	21	20	[W]
12/19	Houston	17	26	[L]
12/26 at	Seattle	6	16	[L]
1/ 2	Cleveland	16	9	[W]

Won 9, Lost 7 (H 6-2, A 3-5) 308 281

AFC Wild Card Playoff Game

1/ 8 at	Kansas City (OT)	24	27	[L]
---------	------------------	----	----	-----

1992

BILL COWHER, Head Coach

Steelers Opp.

9/ 6 at	Houston	29	24	[W]
9/13	New York Jets	27	10	[W]
9/20 at	San Diego	23	6	[W]
9/27 at	Green Bay	3	17	[L]
10/ 4	AFC Central idle			
10/11 at	Cleveland	9	17	[L]
10/19	Cincinnati	20	0	[W]
10/25 at	Kansas City	27	3	[W]
11/ 1	Houston	21	20	[W]
11/ 8 at	Buffalo	20	28	[L]
11/15	Detroit	17	14	[W]
11/22	Indianapolis	30	14	[W]
11/29 at	Cincinnati	21	9	[W]
12/ 6	Seattle	20	14	[W]
12/13 at	Chicago	6	30	[L]
12/20	Minnesota	3	6	[L]
12/27	Cleveland	23	13	[W]

Won 11, Lost 5 (H 7-1, A 4-4) 299 225

AFC Playoff Game

1/ 9	Buffalo	3	24	[L]
------	---------	---	----	-----

1991

CHUCK NOLL, Head Coach

Steelers Opp.

9/ 1	San Diego	26	20	[W]
9/ 8 at	Buffalo	34	52	[L]
9/15	New England	20	6	[W]
9/22 at	Philadelphia	14	23	[L]
9/29	AFC Central idle			
10/ 6 at	Indianapolis	21	3	[W]
10/14	New York Giants	20	23	[L]
10/20	Seattle	7	27	[L]
10/27 at	Cleveland	14	17	[L]
11/ 3 at	Denver	13	20	[L]
11/10 at	Cincinnati (OT)	33	27	[W]
11/17	Washington	14	41	[L]
11/24	Houston	26	14	[W]
11/28 at	Dallas	10	20	[L]
12/ 8 at	Houston	6	31	[L]
12/15	Cincinnati	17	10	[W]
12/22	Cleveland	17	10	[W]

Won 7, Lost 9 (H 5-3, A 2-6) 292 344

1990

CHUCK NOLL, Head Coach

Steelers Opp.

9/ 9 at	Cleveland	3	13	[L]
9/16	Houston	20	9	[W]
9/23 at	L.A. Raiders	3	20	[L]

9/30	Miami	6	28	[L]
10/ 7	San Diego	36	14	[W]
10/14 at	Denver	34	17	[W]
10/21 at	San Francisco	7	27	[L]
10/29	L.A. Rams	41	10	[W]
11/ 4	Atlanta	21	9	[W]
11/11	AFC Central idle			
11/18 at	Cincinnati	3	27	[L]
11/25 at	New York Jets	24	7	[W]
12/ 2	Cincinnati	12	16	[L]
12/ 9 **	New England	24	3	[W]
12/16 at	New Orleans	9	6	[W]
12/23	Cleveland	35	0	[W]
12/30 at	Houston	14	34	[L]

Won 9, Lost 7 (H 6-2, A 3-5) 292 240

**Noll's 200th win

1989

CHUCK NOLL, Head Coach

Steelers Opp.

9/10	Cleveland	0	51	[L]
9/17 at	Cincinnati	10	41	[L]
9/24	Minnesota	27	14	[W]
10/ 1 at	Detroit	23	3	[W]
10/ 8	Cincinnati	16	26	[L]
10/15 at	Cleveland	17	7	[W]
10/22 at	Houston	0	27	[L]
10/29	Kansas City	23	17	[W]
11/ 5 at	Denver	7	34	[L]
11/12	Chicago	0	20	[L]
11/19	San Diego	20	17	[W]
11/26 at	Miami	34	14	[W]
12/ 3	Houston	16	23	[L]
12/10 at	New York Jets	13	0	[W]
12/17	New England	28	10	[W]
12/24 at	Tampa Bay	31	22	[W]

Won 9, Lost 7 (H 4-4, A 5-3) 265 326

AFC Wild Card Playoff Game

12/31 at	Houston (OT)	26	23	[W]
----------	--------------	----	----	-----

AFC Playoff Game

1/ 7 at	Denver	23	24	[L]
---------	--------	----	----	-----

1988

CHUCK NOLL, Head Coach

Steelers Opp.

9/ 4	Dallas	24	21	[W]
9/11 at	Washington	29	30	[L]
9/18	Cincinnati	12	17	[L]
9/25 at	Buffalo	28	36	[L]
10/ 2	Cleveland	9	23	[L]
10/ 9 at	Phoenix	14	31	[L]
10/16	Houston	14	34	[L]
10/23	Denver	39	21	[W]
10/30 at	New York Jets	20	24	[L]
11/ 6 at	Cincinnati	7	42	[L]
11/13	Philadelphia	26	27	[L]
11/20 at	Cleveland	7	27	[L]
11/27	Kansas City	16	10	[W]
12/ 4 at	Houston	37	34	[W]
12/11 at	San Diego	14	20	[L]
12/18	Miami	40	24	[W]

Won 5, Lost 11 (H 4-4, A 1-7) 336 421

1987

CHUCK NOLL, Head Coach

Steelers Opp.

9/13	San Francisco	30	17	[W]
9/20 at	Cleveland	10	34	[L]
9/27	New York Jets	(Cancelled)		
10/ 4 at	Atlanta	28	12	[W]
10/11 at	Los Angeles Rams	21	31	[L]
10/18	Indianapolis	21	7	[W]
10/25	Cincinnati	23	20	[W]
11/ 1 at	Miami	24	35	[L]
11/ 8 at	Kansas City	17	16	[W]
11/15	Houston	3	23	[L]
11/22 at	Cincinnati	30	16	[W]
11/29	New Orleans	16	20	[L]

12/ 6	Seattle	13	9	[W]
12/13	at San Diego	20	16	[W]
12/20	at Houston	16	24	[L]
12/26	Cleveland	13	19	[L]
Won 8, Lost 7 (H 4-3, A 4-4)		285	299	

1986

CHUCK NOLL, Head Coach

	Steelers	Opp.	
9/ 7	at Seattle	0	30 [L]
9/15	Denver	10	21 [L]
9/21	at Minnesota	7	31 [L]
9/28	at Houston (OT)	22	16 [W]
10/ 5	Cleveland	24	27 [L]
10/13	at Cincinnati	22	24 [L]
10/19	New England	0	34 [L]
10/26	Cincinnati	30	9 [W]
11/ 2	Green Bay	27	3 [W]
11/ 9	at Buffalo	12	16 [L]
11/16	Houston	21	10 [W]
11/23	at Cleveland (OT)	31	37 [L]
11/30	at Chicago (OT)	10	13 [L]
12/ 7	Detroit	27	17 [W]
12/13	at New York Jets	45	24 [W]
12/21	Kansas City	19	24 [L]

Won 6, Lost 10 (H 4-4, A 2-6) 307 336

1985

CHUCK NOLL, Head Coach

	Steelers	Opp.	
9/ 8	Indianapolis	45	3 [W]
9/16	at Cleveland	7	17 [L]
9/22	Houston	20	0 [W]
9/30	Cincinnati	24	37 [L]
10/ 6	at Miami	20	24 [L]
10/13	at Dallas	13	27 [L]
10/20	St. Louis	23	10 [W]
10/27	at Cincinnati	21	26 [L]
11/ 3	Cleveland	10	9 [W]
11/10	at Kansas City	36	28 [W]
11/17	at Houston	30	7 [W]
11/24	Washington	23	30 [L]
12/ 1	Denver	23	31 [L]
12/ 8	at San Diego	44	54 [L]
12/15	Buffalo	30	24 [W]
12/21	at New York Giants	10	28 [L]

Won 7, Lost 9 (H 5-3, A 2-6) 379 355

1984

CHUCK NOLL, Head Coach

	Steelers	Opp.	
9/ 2	Kansas City	27	37 [L]
9/ 6	at New York Jets	23	17 [W]
9/16	Los Angeles Rams	24	14 [W]
9/23	at Cleveland	10	20 [L]
10/ 1	** Cincinnati	38	17 [W]
10/ 7	Miami	7	31 [L]
10/14	at San Francisco	20	17 [W]
10/21	at Indianapolis	16	17 [L]
10/28	Atlanta	35	10 [W]
11/ 4	Houston	35	7 [W]
11/11	at Cincinnati	20	22 [L]
11/19	at New Orleans	24	27 [L]
11/25	San Diego	52	24 [W]
12/ 2	at Houston (OT)	20	23 [L]
12/ 9	Cleveland	23	20 [W]
12/16	at L.A. Raiders	13	7 [W]

Won 9, Lost 7 (H 6-2, A 3-5) 387 310

**Noll's 150th win

AFC Playoff Game

12/30	at Denver	24	17 [W]
-------	-----------	----	--------

AFC Championship Game

1/ 6	at Miami	28	45 [L]
------	----------	----	--------

1983

CHUCK NOLL, Head Coach

	Steelers	Opp.	
9/ 4	Denver	10	14 [L]
9/11	at Green Bay	25	21 [W]
9/18	at Houston	40	28 [W]
9/25	New England	23	28 [L]

10/ 2	Houston	17	10 [W]
10/10	at Cincinnati	24	14 [W]
10/16	Cleveland	44	17 [W]
10/23	at Seattle	27	21 [W]
10/30	Tampa Bay	17	12 [W]
11/ 6	San Diego	26	3 [W]
11/13	at Baltimore	24	13 [W]
11/20	Minnesota	14	17 [L]
11/24	at Detroit	3	45 [L]
12/ 4	Cincinnati	10	23 [L]
12/10	at New York Jets	34	7 [W]
12/18	at Cleveland	17	30 [L]

Won 10, Lost 6 (H 4-4, A 6-2) 355 303

AFC Playoff Game

1/ 1	at L.A. Raiders	10	38 [L]
------	-----------------	----	--------

1982

CHUCK NOLL, Head Coach

	Steelers	Opp.	
9/13	at Dallas	36	28 [W]
9/19	Cincinnati (OT)	26	20 [W]
9/26	New York Giants	(Cancelled)	
10/ 3	at Denver	(Cancelled)	
10/11	Philadelphia	(Cancelled)	
10/17	at Washington	(Cancelled)	
10/24	Cleveland	(Postponed)	
10/31	at Cincinnati	(Cancelled)	
11/ 7	Houston	(Cancelled)	
11/14	New York Jets	(Cancelled)	
11/21	at Houston	24	10 [W]
11/28	at Seattle	0	16 [L]
12/ 5	Kansas City	35	14 [W]
12/12	at Buffalo	0	13 [L]
12/19	at Cleveland	9	10 [L]
12/26	New England	37	14 [W]
1/ 2	Cleveland	37	21 [W]

Won 6, Lost 3 (H 4-0, A 2-3) 204 146

AFC Tournament

1/ 9	San Diego	28	31 [L]
------	-----------	----	--------

1981

CHUCK NOLL, Head Coach

	Steelers	Opp.	
9/ 6	Kansas City	33	37 [L]
9/10	at Miami	10	30 [L]
9/20	New York Jets	38	10 [W]
9/27	New England (OT)	27	21 [W]
10/ 4	at New Orleans	20	6 [W]
10/11	Cleveland	13	7 [W]
10/18	at Cincinnati	7	34 [L]
10/26	Houston	26	13 [W]
11/ 1	San Francisco	14	17 [L]
11/ 8	at Seattle	21	24 [L]
11/15	at Atlanta	34	20 [W]
11/22	at Cleveland	32	10 [W]
11/29	Los Angeles	24	0 [W]
12/ 7	at Oakland	27	30 [L]
12/13	Cincinnati	10	17 [L]
12/20	at Houston	20	21 [L]

Won 8, Lost 8 (H 5-3, A 3-5) 356 297

1980

CHUCK NOLL, Head Coach

	Steelers	Opp.	
9/ 7	Houston	31	17 [W]
9/14	at Baltimore	20	17 [W]
9/21	at Cincinnati	28	30 [L]
9/28	Chicago	38	3 [W]
10/ 5	at Minnesota	23	17 [W]
10/12	Cincinnati	16	17 [L]
10/20	Oakland	34	45 [L]
10/26	at Cleveland	26	27 [L]
11/ 2	Green Bay	22	20 [W]
11/ 9	at Tampa Bay	24	21 [W]
11/16	Cleveland	16	13 [W]
11/23	at Buffalo	13	28 [L]
11/30	Miami	23	10 [W]
12/ 4	at Houston	0	6 [L]
12/14	Kansas City	21	16 [W]
12/22	at San Diego	17	26 [L]

Won 9, Lost 7 (H 6-2, A 3-5) 352 313

1979

CHUCK NOLL, Head Coach

	Steelers	Opp.	
*9/ 3 at New England (OT)	16	13	[W]
9/ 9 Houston	38	7	[W]
9/16 at St. Louis	24	21	[W]
9/23 Baltimore	17	13	[W]
9/30 at Philadelphia	14	17	[L]
10/ 7 at Cleveland	51	35	[W]
10/14 at Cincinnati	10	34	[L]
10/22 Denver	42	7	[W]
10/28 Dallas	14	3	[W]
11/ 4 Washington	38	7	[W]
11/11 at Kansas City	30	3	[W]
11/18 at San Diego	7	35	[L]
11/25 Cleveland (OT)	33	30	[W]
12/ 2 Cincinnati	37	17	[W]
12/10 at Houston	17	20	[L]
12/16 Buffalo	28	0	[W]

Won 12, Lost 4 (H 8-0, A 4-4) 416 262

*Noll's 100th win

AFC Playoff Game

12/30 Miami	34	14	[W]
-------------	----	----	-----

AFC Championship Game

1/ 6 Houston	27	13	[W]
--------------	----	----	-----

SUPER BOWL XIV (Pasadena, Ca.)

1/20 Los Angeles	31	19	[W]
------------------	----	----	-----

1978

CHUCK NOLL, Head Coach

	Steelers	Opp.	
9/ 3 at Buffalo	28	17	[W]
9/10 Seattle	21	10	[W]
9/17 at Cincinnati	28	3	[W]
9/24 Cleveland (OT)	15	9	[W]
10/ 1 at New York Jets	28	17	[W]
10/ 8 Atlanta	31	7	[W]
10/15 at Cleveland	34	14	[W]
10/23 Houston	17	24	[L]
10/29 Kansas City	27	24	[W]
11/ 5 New Orleans	20	14	[W]
11/12 at Los Angeles	7	10	[L]
11/19 Cincinnati	7	6	[W]
11/27 at San Francisco	24	7	[W]
12/ 3 at Houston	13	3	[W]
12/ 9 Baltimore	35	13	[W]
12/16 at Denver	21	17	[W]

Won 14, Lost 2 (H 7-1, A 7-1) 356 195

AFC Playoff Game

12/30 Denver	33	10	[W]
--------------	----	----	-----

AFC Championship Game

1/ 7 Houston	34	5	[W]
--------------	----	---	-----

SUPER BOWL XIII (Miami, Fla.)

1/21 Dallas	35	31	[W]
-------------	----	----	-----

1977

CHUCK NOLL, Head Coach

	Steelers	Opp.	
9/19 San Francisco	27	0	[W]
9/25 Oakland	7	16	[L]
10/ 2 at Cleveland	28	14	[W]
10/ 9 at Houston	10	27	[L]
10/17 Cincinnati	20	14	[W]
10/23 Houston	27	10	[W]
10/30 at Baltimore	21	31	[L]
11/ 6 at Denver	7	21	[L]
11/13 Cleveland	35	31	[W]
11/20 Dallas	28	13	[W]
11/27 at New York Jets	23	20	[W]
12/ 4 Seattle	30	20	[W]
12/10 at Cincinnati	10	17	[L]
12/18 at San Diego	10	9	[W]

Won 9, Lost 5 (H 6-1, A 3-4) 283 243

AFC Playoff Game

12/24 at Denver	21	34	[L]
-----------------	----	----	-----

1976

CHUCK NOLL, Head Coach

	Steelers	Opp.	
9/12 at Oakland	28	31	[L]
9/19 Cleveland	31	14	[W]
9/26 New England	27	30	[L]

10/ 4 at Minnesota	6	17	[L]
10/10 at Cleveland	16	18	[L]
10/17 Cincinnati	23	6	[W]
10/24 at New York Giants	27	0	[W]
10/31 San Diego	23	0	[W]
11/ 7 at Kansas City	45	0	[W]
11/14 Miami	14	3	[W]
11/21 Houston	32	16	[W]
11/28 at Cincinnati	7	3	[W]
12/ 5 Tampa Bay	42	0	[W]
12/11 at Houston	21	0	[W]
Won 10, Lost 4 (H 6-1, A 4-3) 342 138			

AFC Playoff Game

12/19 at Baltimore	40	14	[W]
--------------------	----	----	-----

AFC Championship Game

12/26 at Oakland	7	24	[L]
------------------	---	----	-----

1975

CHUCK NOLL, Head Coach

	Steelers	Opp.	
9/21 at San Diego	37	0	[W]
9/28 Buffalo	21	30	[L]
10/ 5 at Cleveland	42	6	[W]
10/12 Denver	20	9	[W]
10/19 Chicago	34	3	[W]
10/26 at Green Bay	16	13	[W]
11/ 2 at Cincinnati	30	24	[W]
11/ 9 Houston	24	17	[W]
11/16 Kansas City	28	3	[W]
11/24 at Houston	32	9	[W]
11/30 at New York Jets	20	7	[W]
12/ 7 Cleveland	31	17	[W]
12/13 Cincinnati	35	14	[W]
12/20 at Los Angeles	3	10	[L]
Won 12, Lost 2 (H 6-1, A 6-1) 373 162			

AFC Playoff Game

12/27 Baltimore	28	10	[W]
-----------------	----	----	-----

AFC Championship Game

1/ 4 Oakland	16	10	[W]
--------------	----	----	-----

SUPER BOWL X (Miami, Fla.)

1/18 Dallas	21	17	[W]
-------------	----	----	-----

1974

CHUCK NOLL, Head Coach

	Steelers	Opp.	
9/15 Baltimore	30	0	[W]
9/22 at Denver (OT)	35	35	[T]
9/29 Oakland	0	17	[L]
10/ 6 at Houston	13	7	[W]
10/13 at Kansas City	34	24	[W]
10/20 Cleveland	20	16	[W]
10/28 Atlanta	24	17	[W]
11/ 3 Philadelphia	27	0	[W]
11/10 at Cincinnati	10	17	[L]
11/17 at Cleveland	26	16	[W]
11/25 at New Orleans	28	7	[W]
12/ 1 Houston	10	13	[L]
12/ 8 at New England	21	17	[W]
12/14 Cincinnati	27	3	[W]
Won 10, Lost 3, Tied 1 (H 5-2, A 5-1-1) 305 189			

AFC Playoff Game

12/22 Buffalo	32	14	[W]
---------------	----	----	-----

AFC Championship Game

12/29 at Oakland	24	13	[W]
------------------	----	----	-----

SUPER BOWL IX (New Orleans, La.)

1/12 Minnesota	16	6	[W]
----------------	----	---	-----

1973

CHUCK NOLL, Head Coach

	Steelers	Opp.	
9/16 Detroit	24	10	[W]
9/23 Cleveland	33	6	[W]
9/30 at Houston	36	7	[W]
10/ 7 San Diego	38	21	[W]
10/14 at Cincinnati	7	19	[L]
10/21 New York Jets	26	14	[W]
10/28 Cincinnati	20	13	[W]
11/ 5 Washington	21	16	[W]
11/11 at Oakland	17	9	[W]
11/18 Denver	13	23	[L]
11/25 at Cleveland	16	21	[L]
12/ 3 at Miami	26	30	[L]

12/ 9 Houston 33 7 [W]
 12/15 at San Francisco 37 14 [W]

Won 10, Lost 4 (H 7-1, A 3-3) 347 210

AFC Wild Card Playoff Game

12/22 at Oakland 14 33 [L]

1972

CHUCK NOLL, Head Coach

	Steelers	Opp.
9/17 Oakland	34	28 [W]
9/24 at Cincinnati	10	15 [L]
10/ 1 at St. Louis	25	19 [W]
10/ 8 at Dallas	13	17 [L]
10/15 Houston	24	7 [W]
10/22 New England	33	3 [W]
10/29 at Buffalo	38	21 [W]
11/ 5 Cincinnati	40	17 [W]
11/12 Kansas City	16	7 [W]
11/19 at Cleveland	24	26 [L]
11/26 Minnesota	23	10 [W]
12/ 3 Cleveland	30	0 [W]
12/10 at Houston	9	3 [W]
12/17 at San Diego	24	2 [W]

Won 11, Lost 3 (H 7-0, A 4-3) 343 175

AFC Playoff Game

12/23 Oakland 13 7 [W]

AFC Championship Game

12/31 Miami 17 21 [L]

1971

CHUCK NOLL, Head Coach

	Steelers	Opp.
9/19 at Chicago	15	17 [L]
9/26 Cincinnati	21	10 [W]
10/ 3 San Diego	21	17 [W]
10/10 at Cleveland	17	27 [L]
10/18 at Kansas City	16	38 [L]
10/24 Houston	23	16 [W]
10/31 at Baltimore	21	34 [L]
11/ 7 Cleveland	26	9 [W]
11/14 at Miami	21	24 [L]
11/21 New York Giants	17	13 [W]
11/28 Denver	10	22 [L]
12/ 5 at Houston	3	29 [L]
12/12 at Cincinnati	21	13 [W]
12/19 Los Angeles	14	23 [L]

Won 6, Lost 8 (H 5-2, A 1-6) 246 292

1970

CHUCK NOLL, Head Coach

	Steelers	Opp.
9/20 Houston	7	19 [L]
9/27 at Denver	13	16 [L]
10/ 3 at Cleveland	7	15 [L]
10/11 Buffalo	23	10 [W]
10/18 at Houston	7	3 [W]
10/25 at Oakland	14	31 [L]
11/ 2 Cincinnati	21	10 [W]
11/ 8 New York Jets	21	17 [W]
11/15 Kansas City	14	31 [L]
11/22 at Cincinnati	7	34 [L]
11/29 Cleveland	28	9 [W]
12/ 6 Green Bay	12	20 [L]
12/13 at Atlanta	16	27 [L]
12/20 at Philadelphia	20	30 [L]

Won 5, Lost 9 (H 4-3, A 1-6) 210 272

1969

CHUCK NOLL, Head Coach

	Steelers	Opp.
9/21 Detroit	16	13 [W]
9/28 at Philadelphia	27	41 [L]
10/ 5 St. Louis	14	27 [L]
10/12 at New York	7	10 [L]
10/18 at Cleveland	31	42 [L]
10/26 Washington	7	14 [L]
11/ 2 Green Bay	34	38 [L]
11/ 9 at Chicago	7	38 [L]
11/16 Cleveland	3	24 [L]
11/23 at Minnesota	14	52 [L]
11/30 at St. Louis	10	47 [L]
12/ 7 Dallas	7	10 [L]
12/14 New York	17	21 [L]

12/21 at New Orleans 24 27 [L]
 Won 7, Lost 13 (H 1-6, A 0-7) 218 404

1968

BILL AUSTIN, Head Coach

	Steelers	Opp.
9/15 New York	20	34 [L]
9/22 at Los Angeles	10	45 [L]
9/29 Baltimore	7	41 [L]
10/ 5 at Cleveland	24	31 [L]
10/13 at Washington	13	16 [L]
10/20 New Orleans	12	16 [L]
10/27 Philadelphia	6	3 [W]
11/ 3 at Atlanta	41	21 [W]
11/10 at St. Louis	28	28 [T]
11/17 Cleveland	24	45 [L]
11/24 San Francisco	28	45 [L]
12/ 1 St. Louis	10	20 [L]
12/ 8 at Dallas	7	28 [L]
12/15 at New Orleans	14	24 [L]

Won 2, Lost 11, Tied 1 244 397
 (H 1-6, A 1-5-1)

1967

BILL AUSTIN, Head Coach

	Steelers	Opp.
9/17 Chicago	41	13 [W]
9/24 St. Louis	14	28 [L]
10/ 1 at Philadelphia	24	34 [L]
10/ 7 at Cleveland	10	21 [L]
10/15 New York	24	27 [L]
10/22 Dallas	21	24 [L]
10/29 at New Orleans	14	10 [W]
11/ 5 Cleveland	14	34 [L]
11/12 at St. Louis	14	14 [T]
11/19 at New York	20	28 [L]
11/26 Minnesota	27	41 [L]
12/ 3 at Detroit	24	14 [W]
12/10 Washington	10	15 [L]
12/17 at Green Bay	24	17 [W]

Won 4, Lost 9, Tied 1 281 320
 (H 1-5, A 3-3-1)

1966

BILL AUSTIN, Head Coach

	Steelers	Opp.
9/11 New York	34	34 [T]
9/18 Detroit	17	3 [W]
9/25 Washington	27	33 [L]
10/ 2 at Washington	10	24 [L]
10/ 8 at Cleveland	10	41 [L]
10/16 Philadelphia	14	31 [L]
10/30 at Dallas	21	52 [L]
11/ 6 Cleveland	16	6 [W]
11/13 St. Louis	30	9 [W]
11/20 Dallas	7	20 [L]
11/27 at St. Louis	3	6 [L]
12/ 4 at Philadelphia	23	27 [L]
12/11 at New York	47	28 [W]
12/18 at Atlanta	57	33 [W]

Won 5, Lost 8, Tied 1 316 347
 (H 3-3-1, A 2-5)

1965

MIKE NIXON, Head Coach

	Steelers	Opp.
9/19 Green Bay	9	41 [L]
9/26 at San Francisco	17	27 [L]
10/ 3 New York	13	23 [L]
10/ 9 at Cleveland	19	24 [L]
10/17 St. Louis	7	20 [L]
10/24 at Philadelphia	20	14 [W]
10/31 Dallas	22	13 [W]
11/ 7 at St. Louis	17	21 [L]
11/ 4 at Dallas	17	24 [L]
11/21 Washington	3	31 [L]
11/28 Cleveland	21	42 [L]
12/ 5 at New York	10	35 [L]
12/12 Philadelphia	13	47 [L]
12/19 at Washington	14	35 [L]

Won 2, Lost 12 (H 1-6, A 1-6) 202 397

1964

BUDDY PARKER, Head Coach

Steelers Opp.

9/13	Los Angeles	14	26	[L]
9/20	New York	27	24	[W]
9/27	Dallas	23	17	[W]
10/ 4	at Philadelphia	7	21	[L]
10/10	at Cleveland	23	7	[W]
10/18	at Minnesota	10	30	[L]
10/25	Philadelphia	10	34	[L]
11/ 1	Cleveland	17	30	[L]
11/ 8	at St. Louis	30	34	[L]
11/15	Washington	0	30	[L]
11/22	at New York	44	17	[W]
11/29	St. Louis	20	21	[L]
12/ 6	at Washington	14	7	[W]
12/13	at Dallas	14	17	[L]

Won 5, Lost 9 (H 2-5, A 3-1) 253 315

1963

BUDDY PARKER, Head Coach

Steelers Opp.

9/15	at Philadelphia	21	21	[T]
9/22	New York	31	0	[W]
9/29	St. Louis	23	10	[W]
10/ 5	at Cleveland	23	35	[L]
10/13	at St. Louis	23	24	[L]
10/20	Washington	38	27	[W]
10/27	Dallas	27	21	[W]
11/ 3	at Green Bay	14	33	[L]
11/10	Cleveland	9	7	[W]
11/17	at Washington	34	28	[W]
11/24	Chicago	17	17	[T]
12/ 1	Philadelphia	20	20	[T]
12/ 8	at Dallas	24	19	[W]
12/15	at New York	17	33	[L]

Won 7, Lost 4, Tied 3 321 295

(H 5-0-2, A 2-4-1)

1962

BUDDY PARKER, Head Coach

Steelers Opp.

9/16	at Detroit	7	45	[L]
9/23	at Dallas	30	28	[W]
9/30	New York	27	31	[L]
10/ 6	Philadelphia	13	7	[W]
10/14	at New York	20	17	[W]
10/21	Dallas	27	42	[L]
10/28	Cleveland	14	41	[L]
11/ 4	Minnesota	39	31	[W]
11/11	at St. Louis	26	17	[W]
11/18	Washington	23	21	[W]
11/25	at Cleveland	14	35	[L]
12/ 2	St. Louis	19	7	[W]
12/ 9	at Philadelphia	26	17	[W]
12/16	at Washington	27	24	[W]

Won 9, Lost 5 (H 4-3, A 5-2) 312 363

Playoff Bowl (Miami, Fla.)

1/ 6	Detroit	10	17	[L]
------	---------	----	----	-----

1961

BUDDY PARKER, Head Coach

Steelers Opp.

9/17	at Dallas	24	27	[L]
9/24	New York	14	17	[L]
10/ 1	at Los Angeles	14	24	[L]
10/ 8	at Philadelphia	16	21	[L]
10/15	Washington	20	0	[W]
10/22	Cleveland	28	30	[L]
10/29	San Francisco	20	10	[W]
11/ 5	at Cleveland	17	13	[W]
11/12	Dallas	37	7	[W]
11/19	at New York	21	42	[L]
11/26	St. Louis	30	27	[W]
12/ 3	Philadelphia	24	35	[L]
12/10	at Washington	30	14	[W]
12/17	at St. Louis	0	20	[L]

Won 6, Lost 8 (H 4-3, A 2-5) 295 287

1960

BUDDY PARKER, Head Coach

Steelers Opp.

9/24	at Dallas	35	28	[W]
10/ 2	at Cleveland	20	28	[L]

10/ 9	New York	17	19	[L]
10/16	St. Louis	27	14	[W]
10/23	at Washington	27	27	[T]
10/30	Green Bay	13	19	[L]
11/ 6	at Philadelphia	7	34	[L]
11/13	at New York	24	27	[L]
11/20	Cleveland	14	10	[W]
11/27	Washington	22	10	[W]
12/11	Philadelphia	27	21	[W]
12/18	at St. Louis	7	38	[L]

Won 9, Lost 6, Tied 1 240 275

(H 4-2, A 1-4-1)

1959

BUDDY PARKER, Head Coach

Steelers Opp.

9/26	Cleveland	17	7	[W]
10/ 4	Washington	17	23	[L]
10/11	at Philadelphia	24	28	[L]
10/18	at Washington	27	6	[W]
10/25	New York	16	21	[L]
11/ 1	at Chicago Cards	24	45	[L]
11/ 8	Detroit	10	10	[T]
11/15	at New York	14	9	[W]
11/22	at Cleveland	21	20	[W]
11/29	Philadelphia	31	0	[W]
12/ 6	at Chicago Bears	21	27	[L]
12/13	Chicago Cards	35	20	[W]

Won 6, Lost 5, Tied 1 257 216

(H 3-2-1, A 3-3)

1958

BUDDY PARKER, Head Coach

Steelers Opp.

9/28	at San Francisco	20	23	[L]
10/ 5	Cleveland	12	45	[L]
10/12	Philadelphia	24	3	[W]
10/19	at Cleveland	10	27	[L]
10/26	at New York	6	17	[L]
11/ 2	Washington	24	16	[W]
11/ 9	at Philadelphia	31	24	[W]
11/16	New York	31	10	[W]
11/23	at Chicago Cards	27	20	[W]
11/30	Chicago Bears	24	10	[W]
12/ 7	at Washington	14	14	[T]
12/13	Chicago Cards	38	21	[W]

Won 7, Lost 4, Tied 1 261 230

(H 5-1, A 2-3-1)

1957

BUDDY PARKER, Head Coach

Steelers Opp.

9/29	Washington	28	7	[W]
10/ 5	Cleveland	12	23	[L]
10/13	Chicago Cards	29	20	[W]
10/20	at New York	0	35	[L]
10/27	Philadelphia	6	0	[W]
11/ 3	at Baltimore	19	13	[W]
11/10	at Cleveland	0	24	[L]
11/24	Green Bay	10	27	[L]
12/ 1	at Philadelphia	6	7	[L]
12/ 7	New York	21	10	[W]
12/15	at Washington	3	10	[L]
12/22	at Chicago Cards	27	2	[W]

Won 6, Lost 6 (H 4-2, A 2-4) 161 178

1956

WALT KIESLING, Head Coach

Steelers Opp.

9/30	Washington	30	13	[W]
10/ 6	Cleveland	10	14	[L]
10/14	Philadelphia	21	35	[L]
10/21	at New York	10	38	[L]
10/28	at Cleveland	24	16	[W]
11/ 4	New York	14	17	[L]
11/11	at Philadelphia	7	14	[L]
11/18	Chicago Cards	14	7	[W]
11/25	at Chicago Cards	27	38	[L]
12/ 2	Los Angeles	30	13	[W]
12/ 9	at Detroit	7	45	[L]
12/16	at Washington	23	0	[W]

Won 5, Lost 7 (H 3-3, A 2-4) 217 250

1955

WALT KIESLING, Head Coach

	Steelers	Opp.	
9/26 Chicago Cards	14	7	[W]
10/ 2 at Los Angeles	26	27	[L]
10/ 9 New York	30	23	[W]
10/15 Philadelphia	13	7	[W]
10/23 at New York	19	17	[W]
10/30 at Philadelphia	0	24	[L]
11/ 5 at Chicago Cards	13	27	[L]
11/13 Detroit	26	31	[L]
11/20 at Cleveland	14	41	[L]
11/27 Washington	14	23	[L]
12/ 4 Cleveland	7	30	[L]
12/11 at Washington	17	28	[L]

Won 4, Lost 8 (H 3-3, A 1-5) 195 285

1954

WALT KIESLING, Head Coach

	Steelers	Opp.	
9/26 at Green Bay	21	20	[W]
10/ 2 Washington	37	7	[W]
10/ 9 at Philadelphia	22	24	[L]
10/17 Cleveland	55	27	[W]
10/23 Philadelphia	17	7	[W]
10/31 at Chicago Cards	14	17	[L]
11/ 7 New York	6	30	[L]
11/14 at Washington	14	17	[L]
11/20 San Francisco	3	31	[L]
11/28 Chicago Cards	20	17	[W]
12/ 5 at New York	3	24	[L]
12/12 at Cleveland	7	42	[L]

Won 5, Lost 7 (H 4-2, A 1-5) 219 263

1953

JOE BACH, Head Coach

	Steelers	Opp.	
9/27 at Detroit	21	38	[L]
10/ 3 New York	24	14	[W]
10/11 Chicago Cards	31	28	[W]
10/17 at Philadelphia	7	23	[L]
10/24 Green Bay	31	14	[W]
11/ 1 Philadelphia	7	35	[L]
11/ 8 at Cleveland	16	34	[L]
11/15 at New York	14	10	[W]
11/22 Cleveland	16	20	[L]
11/29 Washington	9	17	[L]
12/ 6 at Chicago Cards	21	17	[W]
12/13 at Washington	14	13	[W]

Won 8, Lost 6 (H 3-3, A 3-3) 211 263

1952

JOE BACH, Head Coach

	Steelers	Opp.	
9/28 Philadelphia	25	31	[L]
10/ 4 Cleveland	20	21	[L]
10/12 at Philadelphia	21	26	[L]
10/19 Washington	24	28	[L]
10/26 at Chicago Cards	34	28	[W]
11/ 2 at Washington	24	23	[W]
11/ 9 Detroit	6	31	[L]
11/16 at Cleveland	28	29	[L]
11/23 Chicago Cards	17	14	[W]
11/30 New York	63	7	[W]
12/ 7 at San Francisco	24	7	[W]
12/14 at Los Angeles	14	28	[L]

Won 5, Lost 7 (H 2-4, A 3-3) 300 273

1951

JOHN MICHELOSEN, Head Coach

	Steelers	Opp.	
10/ 1 New York	13	13	[T]
10/ 7 at Green Bay	33	35	[L]
10/14 San Francisco	24	28	[L]
10/21 at Cleveland	0	17	[L]
10/28 at Chicago Cards	28	14	[W]
11/ 4 Philadelphia	13	34	[L]
11/11 Green Bay	28	7	[W]
11/18 Washington	7	22	[L]
11/25 at Philadelphia	17	13	[W]
12/ 2 at New York	0	14	[L]
12/ 9 Cleveland	0	28	[L]

12/16 at Washington 20 10 [W]

Won 4, Lost 7, Tied 1 183 235

(H 1-4-1, A 3-3)

1950

JOHN MICHELOSEN, Head Coach

	Steelers	Opp.	
9/17 New York	7	18	[L]
9/24 at Detroit	7	10	[L]
10/ 1 at Washington	26	7	[W]
10/ 7 Cleveland	17	30	[L]
10/15 at New York	17	6	[W]
10/22 Philadelphia	10	17	[L]
10/29 at Cleveland	7	45	[L]
11/ 5 at Philadelphia	9	7	[W]
11/12 Baltimore	17	7	[W]
11/23 at Chicago Cards	28	17	[W]
12/ 3 Washington	7	24	[L]
12/10 Chicago Cards	28	7	[W]

Won 6, Lost 6 (H 2-4, A 4-2) 180 195

1949

JOHN MICHELOSEN, Head Coach

	Steelers	Opp.	
9/25 New York Giants	28	7	[W]
10/ 3 Washington	14	27	[L]
10/ 8 Detroit	14	7	[W]
10/16 at New York Giants	21	17	[W]
10/23 New York Bulldogs	24	13	[W]
10/30 Philadelphia	7	38	[L]
11/ 6 at Washington	14	27	[L]
11/13 Los Angeles	7	7	[T]
11/20 at Green Bay	30	7	[W]
11/27 at Philadelphia	17	34	[L]
12/ 4 at Chicago Bears	21	30	[L]
12/11 at New York Bulldogs	27	0	[W]

Won 6, Lost 5, Tied 1 224 214

(H 3-2-1, A 3-3)

1948

JOHN MICHELOSEN, Head Coach

	Steelers	Opp.	
9/26 at Washington	14	17	[L]
10/ 3 Boston	24	14	[W]
10/10 Washington	10	7	[W]
10/17 at Boston	7	13	[L]
10/24 at New York	27	34	[L]
10/31 Philadelphia	7	34	[L]
11/ 7 Green Bay	38	7	[W]
11/14 Chicago Cards	7	24	[L]
11/21 at Detroit	14	17	[L]
11/28 at Philadelphia	0	17	[L]
12/ 5 New York	38	28	[W]
12/12 at Los Angeles	14	31	[L]

Won 4, Lost 8 (H 4-2, A 0-6) 200 243

1947

JOCK SUTHERLAND, Head Coach

	Steelers	Opp.	
9/21 Detroit	17	10	[W]
9/29 Los Angeles	7	48	[L]
10/ 5 at Washington	26	27	[L]
10/12 at Boston	30	14	[W]
10/19 Philadelphia	35	24	[W]
10/26 at New York	38	21	[W]
11/ 2 at Green Bay	18	17	[W]
11/ 9 Washington	21	14	[W]
11/16 New York	24	7	[W]
11/23 at Chicago Bears	7	49	[L]
11/30 at Philadelphia	0	21	[L]
12/ 7 Boston	17	7	[W]

Won 8, Lost 4 (H 5-1, A 3-3) 240 259

Eastern Division Playoff

12/21 Philadelphia	0	21	[L]
--------------------	---	----	-----

1946

JOCK SUTHERLAND, Head Coach

	Steelers	Opp.	
9/20 Chicago Cards	14	7	[W]
9/29 at Washington	14	14	[T]

10/ 6	New York	14	17	[L]
10/13	Boston	16	7	[W]
10/20 at	Green Bay	7	17	[L]
10/27 at	Boston	33	7	[W]
11/ 3	Washington	14	7	[W]
11/10 at	Detroit	7	17	[L]
11/17	Philadelphia	10	7	[W]
11/24 at	New York	0	7	[L]
12/ 1 at	Philadelphia	7	10	[L]
Won 5, Lost 5 Tied 1		136	117	
(H 4-1, A 1-4-1)				

1945

JIM LEONARD, Head Coach

		Steelers	Opp.	
9/25 at	Boston	7	28	[L]
10/ 7	New York	6	34	[L]
10/14	Washington	0	14	[L]
10/21 at	New York	21	7	[W]
10/28	Boston	6	10	[L]
11/ 4	Philadelphia	3	45	[L]
11/11	Chicago Cards	23	0	[W]
11/18 at	Philadelphia	6	30	[L]
11/25 at	Chicago Bears	7	28	[L]
12/ 2 at	Washington	0	24	[L]
Won 2, Lost 8 (H 1-4, A 1-4)		79	220	

1944*

WALT KIESLING and PHIL HANDLER, Head Coaches

		Steelers	Opp.	
9/24	Cleveland	28	30	[L]
10/ 8	Green Bay	7	34	[L]
10/15 at	Chicago Bears	7	34	[L]
10/22 at	New York	0	23	[L]
10/29 at	Washington	20	42	[L]
11/ 5	Detroit	6	27	[L]
11/12 at	Detroit	7	21	[L]
11/19 **	Cleveland	6	33	[L]
11/26 **	Green Bay	20	35	[L]
12/ 3	Chicago Bears	7	49	[L]

Won 0, Lost 10 (H 0-6, A 0-4) 108 328

*Combined with Chicago Cards

**Home game played in Chicago

1943*

WALT KIESLING and GREASY NEALE, Head Coaches

		Steelers	Opp.	
10/ 2 **	Brooklyn	17	0	[W]
10/ 9 **	New York	28	14	[W]
10/17 at	Chicago Bears	21	48	[L]
10/24 at	New York	14	42	[L]
10/31	Chicago Cards	34	13	[W]
11/ 7 **	Washington	14	14	[T]
11/14 at	Brooklyn	7	13	[L]
11/21	Detroit	35	34	[W]
11/28 at	Washington	27	14	[W]
12/ 5 **	Green Bay	28	38	[L]

Won 5, Lost 4, Tied 1 225 220

(H 4-1-1, A 1-3)

*Combined with Philadelphia Eagles

**Home game played in Philadelphia

1942

WALT KIESLING, Head Coach

		Steelers	Opp.	
9/13	Philadelphia	14	24	[L]
9/20 at	Washington	14	24	[L]
10/ 4	New York	13	10	[W]
10/11 at	Brooklyn	7	0	[W]
10/18 at	Philadelphia	14	0	[W]
10/25	Washington	0	14	[L]
11/ 1 at	New York	17	9	[W]
11/ 8 at	Detroit	35	7	[W]
11/22	Chicago Cards	19	3	[W]
12/ 6 at	Green Bay	21	24	[L]
Won 7, Lost 4 (H 3-2, A 1-2)		167	119	

1941

BERT BELL, ALDO DONELLI and WALT KIESLING, Head Coaches

		Steelers	Opp.	
9/ 7 at	Cleveland	14	17	[L]
9/21	Philadelphia	7	10	[L]
10/ 5	New York	10	37	[L]
10/12	Washington	20	24	[L]
10/19 at	New York	7	28	[L]
10/26 at	Chicago Bears	7	34	[L]
11/ 2 at	Washington	3	23	[L]
11/ 9 at	Philadelphia	7	7	[T]
11/16	Brooklyn	14	7	[W]
11/23	Green Bay	7	54	[L]
11/30 at	Brooklyn	7	35	[L]

Won 1, Lost 9, Tied 1

103 276

(H 1-4, A 0-5-1)

1940

WALT KIESLING, Head Coach

		Steelers	Opp.	
9/ 8	Chicago Cards	7	7	[T]
9/15	New York	10	10	[T]
9/22 at	Detroit	10	7	[W]
9/29	Brooklyn	3	10	[L]
10/ 6	Washington	10	40	[L]
10/13 at	Brooklyn	0	21	[L]
10/20 at	New York	0	12	[L]
10/27 at	Green Bay	3	24	[L]
11/ 3 at	Washington	10	37	[L]
11/10	Philadelphia	7	3	[W]
11/28 at	Philadelphia	0	7	[L]

Won 2, Lost 7, Tied 2

60 178

(H 1-2-2, A 1-5)

1939

WALT KIESLING and JOHN BLOOD, Head Coaches

		Steelers	Opp.	
9/14 at	Brooklyn	7	12	[L]
9/24	Chicago Cards	0	10	[L]
10/ 2	Chicago Bears	0	32	[L]
10/ 8	New York	7	14	[L]
10/15 at	Washington	14	44	[L]
10/22	Washington	14	21	[L]
10/29 at	Cleveland	14	14	[T]
11/ 5 at	Brooklyn	13	17	[L]
11/19 at	New York	7	23	[L]
11/23 at	Philadelphia	14	17	[L]
11/26	Philadelphia	24	12	[W]

Won 1, Lost 9, Tied 1

114 216

(H 1-4, A 0-5-1)

1938

JOHN BLOOD, Head Coach

		Steelers	Opp.	
9/ 9 at	Detroit	7	16	[L]
9/11	New York	14	27	[L]
9/16 at	Philadelphia	7	27	[L]
9/23 at	Brooklyn	17	3	[W]
10/ 3 at	New York	13	10	[W]
10/ 9	Brooklyn	7	17	[L]
10/23 at	Green Bay	0	20	[L]
11/ 6	Washington	0	7	[L]
11/20 at	Philadelphia	7	14	[L]
11/27 at	Washington	0	15	[L]
12/ 4 at	Cleveland	7	13	[L]

Won 2, Lost 9 (H 0-3, A 2-0)

79 169

1937

JOHN BLOOD, Head Coach

		Steelers	Opp.	
9/ 5	Philadelphia	27	14	[W]
9/19 at	Brooklyn	21	0	[W]
9/26	New York	7	10	[L]
10/ 4	Chicago Bears	0	7	[L]
10/10 at	Detroit	3	7	[L]
10/17 at	Washington	20	34	[L]
10/24	Chicago Cubs	7	13	[L]
10/31	Philadelphia	16	7	[W]
11/ 7 at	New York	0	17	[L]

11/14	Washington	21	13	[W]	12/ 8 at New York	0	13	[L]
11/21	Brooklyn	0	23	[L]	Won 4, Lost 8 (H 2-5, A 2-3)	100	209	
Won 4, Lost 7, (H 3-4, A 1-3) 122 145								

1936

JOE BACH, Head Coach

		Steelers	Opp.	
9/13	Boston	10	0	[W]
9/23 at	Brooklyn	10	6	[W]
9/27	New York	10	7	[W]
10/ 4	Chicago Bears	9	27	[L]
10/14	Philadelphia	17	0	[W]
10/18 at	Chicago Bears	6	26	[L]
10/25 at	Green Bay	10	42	[L]
11/ 1	Brooklyn	10	7	[W]
11/ 5 at	Philadelphia	6	0	[W]
11/ 8 at	Detroit	3	28	[L]
11/15 at	Chicago Cards	6	14	[L]
11/29 at	Boston	0	30	[L]
Won 6, Lost 6 (H 4-1, A 2-5) 97 187				

1935

JOE BACH, Head Coach

		Steelers	Opp.	
9/13 at	Philadelphia	17	7	[W]
9/22	New York	7	42	[L]
9/29	Chicago Bears	7	23	[L]
10/ 6 at	Green Bay	0	27	[L]
10/ 9	Philadelphia	6	17	[L]
10/20	Chicago Cards	17	13	[W]
10/27	Boston	6	0	[W]
11/ 3	Brooklyn	7	13	[L]
11/10 at	Brooklyn	16	7	[W]
11/24	Green Bay	14	34	[L]
12/ 1 at	Boston	3	13	[L]

1934 LUBY DIMELIO, Head Coach

		Steelers	Opp.	
9/ 9	Cincinnati	13	0	[W]
9/16	Boston	0	7	[L]
9/26	Philadelphia	0	17	[L]
10/ 3	New York	12	14	[L]
10/ 7 at	Philadelphia	9	7	[W]
10/10	Chicago Bears	0	28	[L]
10/14 at	Boston	0	39	[L]
10/21 at	New York	7	17	[L]
10/28 at	Brooklyn	3	21	[L]
11/ 4 at	Detroit	7	40	[L]
11/11 at	St. Louis	0	6	[L]
11/18	Brooklyn	0	10	[L]
Won 2, Lost 10 (H 1-5, A 1-5) 51 206				

1933

JAP DOUDS, Head Coach

		Steelers	Opp.	
9/20	New York	2	23	[L]
9/27	Chicago Cardinals	14	13	[W]
10/ 4	Boston	6	21	[L]
10/11	Cincinnati	17	0	[W]
10/15 at	Green Bay	0	47	[L]
10/22 at	Cincinnati	0	0	[T]
10/29 at	Boston	16	14	[W]
11/ 5 at	Brooklyn	3	3	[T]
11/12	Brooklyn	0	32	[L]
11/19 at	Philadelphia	6	25	[L]
12/ 3 at	New York	3	27	[L]
Won 3, Lost 5, Tied 2 (H 2-3, A 1-3-2) 67 205				

STEELERS IN OVERTIME

Overall: 8-4-1 Home: 4-0 Away: 4-4-1

9-22-74 at Denver	35-35	[T]	9-28-86 at Houston	22-16	[W]
9-24-78 Cleveland	15- 9	[W]	11-23-86 at Cleveland	31-37	[L]
9- 3-79 at New England	16-13	[W]	11-30-86 at Chicago	10-13	[L]
11-25-79 Cleveland	33-30	[W]	12-31-89 at Houston*	26-23	[W]
9-27-81 New England	27-21	[W]	11-10-91 at Cincinnati	33-27	[W]
9-19-82 Cincinnati	26-20	[W]	1- 8-94 at Kansas City*	24-27	[L]
12- 2-84 at Houston	20-23	[L]			

STEELERS ON MONDAY NIGHT

Overall: 19-14 Home: 11-5 Away: 8-9

11- 2-70 Cincinnati	21-10	[W]	12- 7-81 at Oakland	27-30	[L]
10-18-71 at Kansas City	16-38	[L]	9-13-82 at Dallas	36-28	[W]
11- 5-73 Washington	21-16	[W]	10-10-83 at Cincinnati	24-14	[W]
12- 3-73 at Miami	26-30	[L]	10- 1-84 Cincinnati	38-17	[W]
10-28-74 Atlanta	24-17	[W]	11-19-84 at New Orleans	24-27	[L]
11-25-74 at New Orleans	28- 7	[W]	9-16-85 at Cleveland	7-17	[L]
11-24-75 at Houston	32- 9	[W]	9-30-85 Cincinnati	24-37	[L]
10- 4-76 at Minnesota	6-17	[L]	9-15-86 Denver	10-21	[L]
9-19-77 San Francisco	27- 0	[W]	10-13-86 at Cincinnati	22-24	[L]
10-17-77 Cincinnati	20-14	[W]	10-29-90 L.A. Rams	41-10	[W]
10-23-78 Houston	17-24	[L]	10-14-91 N.Y. Giants	20-23	[L]
11-27-78 at San Francisco	24- 7	[W]	10-19-92 Cincinnati	20- 0	[W]
9- 3-79 at New England	16-13	[W] ot	9-27-93 at Atlanta	45-17	[W]
10-22-79 Denver	42- 7	[W]	11-15-93 Buffalo	23- 0	[W]
12-10-79 at Houston	17-20	[L]	12-13-93 at Miami	21-20	[W]
10-20-80 Oakland	34-45	[L]			
12-22-80 at San Diego	17-26	[L]			
10-26-81 at Houston	26-13	[W]			

STEELERS ON SUNDAY NIGHT PRIME TIME

Overall: 4-6 Home: 1-0 Away: 3-6

11-12-78 at L.A. Rams	7-10	[L]	12-30-90 at Houston	14-34	[L]
12- 8-85 at San Diego	44-54	[L]	10- 6-91 at Indianapolis	21- 5	[W]
12- 4-88 at Houston	37-34	[W]	11- 3-91 at Denver	13-20	[L]
9-16-90 Houston	20- 9	[W]	10-25-92 at Kansas City	27- 3	[W]
11-18-90 at Cincinnati	3-27	[L]	11-28-93 at Houston	3-23	[L]

* Playoff game

STEELERS PRESEASON RESULTS

1993 (2-3)

Pitt. vs. San Francisco at Barcelona	14-21
Pitt. vs. New York Jets at Pittsburgh	17-13
Pitt. vs. New York Giants at New York	23-17
Pitt. vs. Washington at Pittsburgh	3-10
Pitt. vs. Minnesota at Minneapolis	13-30

1992 (2-2)

Pitt. vs. Philadelphia at Pittsburgh	33-35
Pitt. vs. New Orleans at New Orleans	0-26
Pitt. vs. Chicago at Chicago	28-17
Pitt. vs. New York Giants at Pittsburgh	24-3

1991 (2-2)

Pitt. vs. Washington at Pittsburgh	16-7
Pitt. vs. Minnesota at Minnesota	24-34
Pitt. vs. Philadelphia at Philadelphia	20-21
Pitt. vs. Detroit at Detroit	16-3

1990 (2-2)

Pitt. vs. New England at Montreal	30-14
Pitt. vs. Washington at Washington	24-27
Pitt. vs. Dallas at Dallas	9-20
Pitt. vs. Philadelphia at Pittsburgh	20-10

1989 (2-2)

Pitt. vs. Washington at Pittsburgh	14-21
Pitt. vs. Cleveland at Cleveland	24-21
Pitt. vs. Philadelphia at Philadelphia	14-38
Pitt. vs. New York Giants at New York	13-10

1988 (3-1)

Pitt. vs. Washington at Washington	44-31
Pitt. vs. Philadelphia at Pittsburgh	21-16
Pitt. vs. New York Giants at New York	17-28
Pitt. vs. New Orleans at New Orleans	31-28

1987 (0-4)

Pitt. vs. Washington at Washington	17-23
Pitt. vs. Chicago at Chicago	14-50
Pitt. vs. New Orleans at New Orleans	28-31
Pitt. vs. New York Giants at Pittsburgh	20-26

1986 (1-3)

Pitt. vs. Chicago at Pittsburgh	13-23
Pitt. vs. Washington at Washington	(ot) 24-27
Pitt. vs. Dallas at Dallas	41-28
Pitt. vs. New York Giants at New York	3-17

1985 (1-3)

Pitt. vs. Tampa Bay at Tampa	42-27
Pitt. vs. Minnesota at Minneapolis	34-41
Pitt. vs. St. Louis at St. Louis	6-14
Pitt. vs. New York Giants at Pittsburgh	14-24

1984 (3-1)

Pitt. vs. Cleveland at Cleveland	31-14
Pitt. vs. Philadelphia at Pittsburgh	20-17
Pitt. vs. Dallas at Dallas	20-10
Pitt. vs. New York Giants at New York	9-16

1983 (4-1)

Pitt. vs. New Orleans at Canton	27-14
Pitt. vs. New England at Knoxville	27-16
Pitt. vs. New York Giants at Pittsburgh	13-22
Pitt. vs. Dallas at Dallas	24-7
Pitt. vs. Philadelphia at Philadelphia	10-3

1982 (4-0)

Pitt. vs. New England at Knoxville	24-20
Pitt. vs. New York Giants at New York	13-10
Pitt. vs. Baltimore at Pittsburgh	37-15
Pitt. vs. Philadelphia at Pittsburgh	27-24

1981 (2-2)

Pitt. vs. Cleveland at Cleveland	35-31
Pitt. vs. Philadelphia at Philadelphia	20-36
Pitt. vs. Dallas at Dallas	14-24
Pitt. vs. New York Giants at Pittsburgh	31-6

1980 (3-1)

Pitt. vs. New York Giants at New York	13-0
Pitt. vs. Atlanta at Atlanta	17-14
Pitt. vs. New York Jets at Pittsburgh	13-20
Pitt. vs. Dallas at Dallas	31-10

1979 (3-1)

Pitt. vs. Buffalo at Buffalo	15-7
Pitt. vs. New York Giants at Pittsburgh	10-3
Pitt. vs. New York Jets at New York	27-14
Pitt. vs. Dallas at Dallas	14-16

1978 (2-2)

Pitt. vs. Baltimore at Baltimore	22-10
Pitt. vs. Atlanta at Pittsburgh	13-7
Pitt. vs. New York Giants at New York	6-13
Pitt. vs. Dallas at Dallas	13-16

1977 (3-3)

Pitt. vs. Buffalo at Pittsburgh	28-24
Pitt. vs. Kansas City at Kansas City	21-23
Pitt. vs. New York Jets at New York	26-13
Pitt. vs. New England at New England	10-13
Pitt. vs. Philadelphia at Pittsburgh	21-13
Pitt. vs. Dallas at Dallas	0-30

1976 (5-2)

Pitt. vs. All Stars at Chicago	24-0
Pitt. vs. New Orleans at New Orleans	24-14
Pitt. vs. Philadelphia at Philadelphia	14-7
Pitt. vs. Washington at Washington	27-7
Pitt. vs. New York Giants at Pittsburgh	0-17
Pitt. vs. Dallas at Dallas	10-20
Pitt. vs. New York Jets at Pittsburgh	41-6

1975 (3-4)

Pitt. vs. All Stars at Chicago	21-14
Pitt. vs. Philadelphia at Pittsburgh	14-17
Pitt. vs. Oakland at Berkeley	21-24
Pitt. vs. Baltimore at Baltimore	31-10
Pitt. vs. New York Giants at Princeton	7-24
Pitt. vs. New Orleans at Pittsburgh	24-13
Pitt. vs. Dallas at Dallas	16-17

1974 (5-0)

Pitt. vs. New Orleans at New Orleans	26-7
Pitt. vs. Chicago at Pittsburgh	50-21
Pitt. vs. Philadelphia at Philadelphia	(ot) 33-30
Pitt. vs. New York Giants at Pittsburgh	17-7
Pitt. vs. Washington at Washington	21-19
Pitt. vs. Dallas at Dallas	41-15

1973 (4-2)

Pitt. vs. Baltimore at Pittsburgh	34-7
Pitt. vs. Minnesota at Bloomington	6-10
Pitt. vs. Philadelphia at Pittsburgh	17-3
Pitt. vs. New York Giants at New York	24-29
Pitt. vs. Green Bay at Green Bay	30-22
Pitt. vs. Atlanta at Pittsburgh	19-0

1972 (4-1-1)

Pitt. vs. New York Giants at Pittsburgh	28-10
Pitt. vs. New York Jets at Seattle	22-3
Pitt. vs. Atlanta at Atlanta	31-17
Pitt. vs. Baltimore at Tampa	13-16
Pitt. vs. New Orleans at Memphis	56-7
Pitt. vs. Washington at Pittsburgh	10-10

1971 (3-2-0)

Pitt. vs. Green Bay at Green Bay	16-13
Pitt. vs. Cincinnati at Cincinnati	13-20
Pitt. vs. Minnesota at Pittsburgh	21-26
Pitt. vs. New York Jets at Cleveland	35-21
Pitt. vs. New York Giants at New York	20-3

1970 (4-1-0)

Pitt. vs. Miami at Jacksonville	10-16
Pitt. vs. Minnesota at Bloomington	20-13
Pitt. vs. New York Giants at Pittsburgh	21-6
Pitt. vs. Boston at Shreveport	31-3
Pitt. vs. Oakland at Oakland	20-6

1969 (2-3-0)

Pitt. vs. St. Louis at Norfolk, Va.	12-27
Pitt. vs. New Orleans at Baton Rouge, La.	34-24
Pitt. vs. Cincinnati at Pittsburgh	13-23
Pitt. vs. Green Bay at Green Bay	19-31
Pitt. vs. New York Giants at Montreal	17-13

1968 (1-4-0)

Pitt. vs. St. Louis at St. Louis	7-24
Pitt. vs. San Diego at San Diego	36-33
Pitt. vs. Cincinnati at Morgantown, W.Va.	3-19
Pitt. vs. Green Bay at Milwaukee	17-21
Pitt. vs. Washington at Norfolk, Va.	17-24

1967 (2-3-0)

Pitt. vs. Green Bay at Green Bay	20-31
Pitt. vs. New Orleans at Baton Rouge, La.	17-20
Pitt. vs. St. Louis at Nashville	24-13
Pitt. vs. San Diego at San Diego	16-7
Pitt. vs. Washington at Norfolk, Va.	10-16

1966 (1-4-0)

Pitt. vs. New York Giants at Ithaca, NY	14-16
Pitt. vs. Minnesota at Portland	6-35
Pitt. vs. San Francisco at Portland	34-17
Pitt. vs. Green Bay at Green Bay	6-17
Pitt. vs. Cleveland at Birmingham, Ala.	10-14

1965 (0-5-0)

Pitt. vs. Minnesota at Atlanta	21-31
Pitt. vs. New York Giants at New Haven, Ct.	7-16
Pitt. vs. Baltimore at Atlanta	10-38
Pitt. vs. San Francisco at Providence, R.I.	9-23
Pitt. vs. Cleveland at Akron	16-28

STEELERS vs. NFL OPPONENTS

ARIZONA CARDINALS

Steelers won 30, lost 21, tied 3 (Home: 20-8-1, Road: 10-13-2)

STEELERS	CARDINALS		STEELERS	CARDINALS	
1933	14	13 [W]	1958 h	38	21 [W]
1935 h	17	13 [W]	1959	24	45 [L]
1936	6	14 [L]	1959 h	35	20 [W]
1937 h	7	13 [L]	1960 h	27	14 [W]
1939 h	0	10 [L]	1960	7	38 [L]
1940 h	7	7 [T]	1961 h	30	27 [W]
1942 h	19	3 [W]	1961	0	20 [L]
1943 h	34	13 [W]	1962	26	17 [W]
1945 h	23	0 [W]	1962 h	19	7 [W]
1946 h	14	7 [W]	1963 h	23	10 [W]
1948 h	7	24 [L]	1963	23	24 [L]
1950	28	17 [W]	1964	30	34 [L]
1950 h	28	7 [W]	1964 h	20	21 [L]
1951	28	14 [W]	1965 h	7	20 [L]
1952	34	28 [W]	1965	17	21 [L]
1952 h	17	14 [W]	1966 h	30	9 [W]
1953 h	31	28 [W]	1966	3	6 [L]
1953	21	17 [W]	1967 h	14	28 [L]
1954	14	17 [L]	1967	14	14 [T]
1954 h	20	17 [W]	1968	28	28 [T]
1955 h	14	7 [W]	1968 h	10	20 [L]
1955	13	27 [L]	1969 h	14	27 [L]
1956 h	14	7 [W]	1969	10	47 [L]
1956	27	38 [L]	1972	25	19 [W]
1957 h	29	20 [W]	1979	24	21 [W]
1957	27	2 [W]	1985 h	23	10 [W]
1958	27	20 [W]	1988	14	31 [L]

Franchise moved from Chicago to St. Louis after 1959 season.

Franchise moved from St. Louis to Phoenix after 1987 season.

ATLANTA FALCONS

Steelers won 9, lost 1 (Home: 4-0, Road: 5-1)

STEELERS	FALCONS		STEELERS	FALCONS	
1966	57	33 [W]	1981	34	20 [W]
1968	41	21 [W]	1984 h	35	10 [W]
1970	16	27 [L]	1987	28	12 [W]
1974 h	24	17 [W]	1990 h	21	9 [W]
1978 h	31	7 [W]	1993	45	17 [W]

BUFFALO BILLS

Steelers won 7, lost 8 (Home: 5-2, Road: 2-6)

STEELERS	BILLS		STEELERS	BILLS	
1970 h	23	10 [W]	1985 h	30	24 [W]
1972	38	21 [W]	1986	12	16 [L]
1974 h*	32	14 [W]	1988	28	36 [L]
1975 h	21	30 [L]	1991	34	52 [L]
1978	28	17 [W]	1992	20	28 [L]
1979 h	28	0 [W]	1992 h*	3	24 [L]
1980	13	28 [L]	1993 h	23	0 [W]
1982	0	13 [L]			

CHICAGO BEARS

Steelers won 4, lost 19, tied 1 (Home: 4-8-1, Road: 0-11)

STEELERS	BEARS		STEELERS	BEARS	
1934 h	0	28 [L]	1958 h	24	10 [W]
1935 h	7	23 [L]	1959	21	27 [L]
1936 h	9	27 [L]	1963 h	17	17 [T]
1936	6	26 [L]	1967 h	41	13 [W]
1937 h	0	7 [L]	1969	7	38 [L]
1939 h	0	32 [L]	1971	15	17 [L]
1941	7	34 [L]	1975 h	34	3 [W]
1943	21	48 [L]	1980 h	38	3 [W]
1944	7	34 [L]	1986	10	13ot [L]
1944 h	7	49 [L]	1989 h	0	20 [L]
1945 h	7	28 [L]	1992	6	30 [L]
1947	7	49 [L]			
1949	21	30 [L]			

CINCINNATI BENGALS

Steelers won 26, lost 21 (Home: 17-7, Road: 9-14)

STEELERS			BENGALS			STEELERS			BENGALS		
1970 h	21		10	[W]		1982 h	26		20ot	[W]	
1970	7		34	[L]		1983	24		14	[W]	
1971 h	21		10	[W]		1983 h	10		23	[L]	
1971	21		13	[W]		1984 h	38		17	[W]	
1972	10		15	[L]		1984	20		22	[L]	
1972 h	40		17	[W]		1985 h	24		37	[L]	
1973	7		19	[L]		1985	21		26	[L]	
1973 h	20		13	[W]		1986	22		24	[L]	
1974	10		17	[L]		1986 h	30		9	[W]	
1974 h	27		3	[W]		1987 h	23		20	[W]	
1975	30		24	[W]		1987	30		16	[W]	
1975 h	35		14	[W]		1988 h	12		17	[L]	
1976 h	23		6	[W]		1988	7		42	[L]	
1976	7		3	[W]		1989	10		41	[L]	
1977 h	20		14	[W]		1989 h	16		26	[L]	
1977	10		17	[L]		1990	3		27	[L]	
1978	28		3	[W]		1990 h	12		16	[L]	
1978 h	7		5	[W]		1991	33		27ot	[W]	
1979	10		34	[L]		1991 h	17		10	[W]	
1979 h	37		17	[W]		1992 h	20		0	[W]	
1980	28		30	[L]		1992	21		9	[W]	
1980 h	16		17	[L]		1993 h	34		7	[W]	
1981	7		34	[L]		1993	24		16	[W]	
1981 h	10		17	[L]							

CLEVELAND BROWNS

Steelers won 36, lost 52 (Home: 25-19, Road: 11-33)

STEELERS			BROWNS			STEELERS			BROWNS		
1950 h	17		30	[L]		1972 h	30		0	[W]	
1950	7		45	[L]		1973 h	33		6	[W]	
1951	0		17	[L]		1973	16		21	[L]	
1951 h	0		28	[L]		1974 h	20		16	[W]	
1952 h	20		21	[L]		1974	26		16	[W]	
1952	28		29	[L]		1975	42		6	[W]	
1953	16		34	[L]		1975 h	31		17	[W]	
1953 h	16		20	[L]		1976 h	31		14	[W]	
1954 h	55		27	[W]		1976	16		18	[L]	
1954	7		42	[L]		1977	28		14	[W]	
1955	14		41	[L]		1977 h	35		31	[W]	
1955 h	7		30	[L]		1978 h	15		9ot	[W]	
1956 h	10		14	[L]		1978	34		14	[W]	
1956	24		16	[W]		1979	51		35	[W]	
1957 h	12		23	[L]		1979 h	33		30ot	[W]	
1957	0		24	[L]		1980	26		27	[L]	
1958 h	12		45	[L]		1980 h	16		13	[W]	
1958	10		27	[L]		1981 h	13		7	[W]	
1959 h	17		7	[W]		1981	32		10	[W]	
1959	21		20	[W]		1982	9		10	[L]	
1960	20		28	[L]		1982 h	37		21	[W]	
1960 h	14		10	[W]		1983 h	44		17	[W]	
1961 h	28		30	[L]		1983	17		30	[L]	
1961	17		13	[W]		1984	10		20	[L]	
1962 h	14		41	[L]		1984 h	23		20	[W]	
1962	14		35	[L]		1985	7		17	[L]	
1963	23		35	[L]		1985 h	10		9	[W]	
1963 h	9		7	[W]		1986 h	24		27	[L]	
1964	23		7	[W]		1986	31		37ot	[L]	
1964 h	17		30	[L]		1987	10		34	[L]	
1965	19		24	[L]		1987 h	13		19	[L]	
1965 h	21		42	[L]		1988 h	9		23	[L]	
1966	10		41	[L]		1988	7		27	[L]	
1966 h	16		6	[W]		1989 h	0		51	[L]	
1967	10		21	[L]		1989	17		7	[W]	
1967 h	14		34	[L]		1990	3		13	[L]	
1968	24		31	[L]		1990 h	35		0	[W]	
1968 h	24		45	[L]		1991	14		17	[L]	
1969	31		42	[L]		1991 h	17		10	[W]	
1969 h	3		24	[L]		1992	9		17	[L]	
1970	7		15	[L]		1992 h	23		13	[W]	
1970 h	28		9	[W]		1993	23		28	[L]	
1971	17		27	[L]		1993 h	16		9	[W]	
1971 h	26		9	[W]							
1972	24		26	[L]							

DALLAS COWBOYS

Steelers won 13, lost 12 (Home: 6-4, Road: 5-8, Neutral: 2-0)

	STEELERS	COWBOYS		STEELERS	COWBOYS	
1960	35	28	[W]	1967 h	21	24 [L]
1961	24	27	[L]	1968	7	28 [L]
1961 h	37	7	[W]	1969 h	7	10 [L]
1962	30	28	[W]	1972	13	17 [L]
1962 h	27	42	[L]	1975***	21	17 [W]
1963 h	27	21	[W]	1977 h	28	13 [W]
1963	24	19	[W]	1978***	35	31 [W]
1964 h	23	17	[W]	1979 h	14	3 [W]
1964	14	17	[L]	1982	36	28 [W]
1965 h	22	13	[W]	1985	13	27 [L]
1965	17	24	[L]	1988 h	24	21 [W]
1966	21	52	[L]	1991	10	20 [L]
1966 h	7	20	[L]			

DENVER BRONCOS

Steelers won 7, lost 12, tied 1 (Home: 4-5, Road: 3-7-1)

	STEELERS	BRONCOS		STEELERS	BRONCOS	
1970	13	16	[L]	1983 h	10	14 [L]
1971 h	10	22	[L]	1984*	24	17 [W]
1973 h	13	23	[L]	1985 h	23	31 [L]
1974	35	35ot	[T]	1986 h	10	21 [L]
1975 h	20	9	[W]	1988 h	39	21 [W]
1977	7	21	[L]	1989	7	34 [L]
1977*	21	34	[L]	1989*	23	24 [L]
1978	21	17	[W]	1990	34	17 [W]
1978 h*	33	10	[W]	1991	13	20 [L]
1979 h	42	7	[W]	1993	13	37 [L]

DETROIT LIONS

Steelers won 12, lost 16, tied 1 (Home: 8-3-1, Road: 4-12, Neutral: 0-1)

	STEELERS	LIONS		STEELERS	LIONS	
1934	7	40	[L]	1955 h	28	31 [L]
1936	3	28	[L]	1956	7	45 [L]
1937	3	7	[L]	1959 h	10	10 [T]
1938	7	16	[L]	1962	7	45 [L]
1940	10	7	[W]	1962	10	17 [L]
1942	35	7	[W]	(Playoff Bowl)		
1943 h	35	34	[W]	1966 h	17	3 [W]
1944 h	6	27	[L]	1967	24	14 [W]
1944	7	21	[L]	1969 h	16	13 [W]
1946	7	17	[L]	1973 h	24	10 [W]
1947 h	17	10	[W]	1983	3	45 [L]
1948	14	17	[L]	1986 h	27	17 [W]
1949 h	14	7	[W]	1989	23	3 [W]
1950	7	10	[L]	1992 h	17	14 [W]
1952 h	6	31	[L]			
1953	21	38	[L]			

STEELERS VS. AFC CENTRAL

	CIN	CLE	HOU	Home	Away	Overall
1970	1-1	1-1	1-1	2-1	1-2	3-3
1971	2-0	1-1	1-1	3-0	1-2	4-2
1972	1-1	1-1	2-0	3-0	1-2	4-2
1973	1-1	1-1	2-0	3-0	1-2	4-2
1974	1-1	2-0	1-1	2-1	2-1	4-2
1975	2-0	2-0	2-0	3-0	3-0	6-0
1976	2-0	1-1	2-0	3-0	2-1	5-1
1977	1-1	2-0	1-1	3-0	1-2	4-2
1978	2-0	2-0	1-1	2-1	3-0	5-1
1979	1-1	2-0	1-1	3-0	1-2	4-2
1980	0-2	1-1	1-1	2-1	0-3	2-4
1981	0-2	2-0	1-1	2-1	1-2	3-3
1982	1-0	1-1	1-0	2-0	1-1	3-1
1983	1-1	1-1	2-0	2-1	2-1	4-2
1984	1-1	1-1	1-1	3-0	0-3	3-3
1985	0-2	1-1	2-0	2-1	1-2	3-3
1986	1-1	0-2	2-0	2-1	1-2	3-3
1987	2-0	0-2	0-2	1-2	1-2	2-4
1988	0-2	0-2	1-1	0-3	1-2	1-5
1989	0-2	1-1	0-2	0-3	1-2	1-5
1990	0-2	1-1	1-1	2-1	0-3	2-4
1991	2-0	1-1	1-1	3-0	1-2	4-2
1992	2-0	1-1	2-0	3-0	2-1	5-1
1993	2-0	1-1	0-2	2-1	1-2	3-3
Totals	26-21	27-21*	29-18**	53-18	29-42	82-60

*Does not include series record before pro football merger in 1970

**Does not include postseason games.

GREEN BAY PACKERS

Steelers won 11, lost 20 (Home: 5-8, Road: 6-12)

STEELERS		PACKERS		STEELERS		PACKERS	
1933	0	47	[L]	1951 h	28	7	[W]
1935	0	27	[L]	1953 h	31	14	[W]
1935 h	14	34	[L]	1954	21	20	[W]
1936	10	42	[L]	1957 h	10	27	[L]
1938	0	20	[L]	1960 h	13	19	[L]
1940	3	24	[L]	1963	14	33	[L]
1941 h	7	54	[L]	1965 h	9	41	[L]
1942	21	24	[L]	1967	24	17	[W]
1943 h	28	38	[L]	1969 h	34	38	[L]
1944	7	34	[L]	1970 h	12	20	[L]
1944 h	20	35	[L]	1975	16	13	[W]
1946	7	17	[L]	1980 h	22	20	[W]
1947	18	17	[W]	1983	25	21	[W]
1948 h	38	7	[W]	1986 h	27	3	[W]
1949	30	7	[W]	1992	3	17	[L]
1951	33	35	[L]				

HOUSTON OILERS

Steelers won 32, lost 18 (Home: 18-7, Road: 14-11)

STEELERS		OILERS		STEELERS		OILERS	
1970 h	7	19	[L]	1982	24	10	[W]
1970	7	3	[W]	1983	40	28	[W]
1971 h	23	16	[W]	1983 h	17	10	[W]
1971	3	29	[L]	1984 h	35	7	[W]
1972 h	24	7	[W]	1984	20	23ot	[L]
1972	9	3	[W]	1985 h	20	0	[W]
1973	36	7	[W]	1985	30	7	[W]
1973 h	33	7	[W]	1986	22	16ot	[W]
1974	13	7	[W]	1986 h	21	10	[W]
1974 h	10	13	[L]	1987 h	3	23	[L]
1975 h	24	17	[W]	1987	16	24	[L]
1975	32	9	[W]	1988 h	14	34	[L]
1976 h	32	16	[W]	1988	37	34	[W]
1976	21	0	[W]	1989	0	27	[L]
1977	10	27	[L]	1989 h	16	23	[L]
1977 h	27	10	[W]	1989*	26	23ot	[W]
1978 h	17	24	[L]	1990 h	20	9	[W]
1978	13	3	[W]	1990	14	34	[L]
1978 h**	34	5	[W]	1991 h	26	14	[W]
1979 h	38	7	[W]	1991	6	31	[L]
1979	17	20	[L]	1992	29	24	[W]
1979 h**	27	13	[W]	1992 h	21	20	[W]
1980 h	31	17	[W]	1993	3	23	[L]
1980	0	6	[L]	1993 h	17	26	[L]
1981 h	26	13	[W]				
1981	20	21	[L]				

INDIANAPOLIS COLTS

Steelers won 13, lost 4 (Home: 8-1, Road: 5-3)

STEELERS		COLTS		STEELERS		COLTS	
1950 h	17	7	[W]	1979 h	17	13	[W]
1957	19	13	[W]	1980	20	17	[W]
1968 h	7	41	[L]	1983	24	13	[W]
1971	21	34	[L]	1984	16	17	[L]
1974 h	30	0	[W]	1985 h	45	3	[W]
1975 h*	28	10	[W]	1987 h	21	7	[W]
1976*	40	14	[W]	1991	21	3	[W]
1977	21	31	[L]	1992 h	30	14	[W]
1978 h	35	13	[W]				

Franchise moved from Baltimore to Indianapolis after 1983 season

KANSAS CITY CHIEFS

Steelers won 13, lost 6 (Home: 7-4, Road: 6-2)

STEELERS		CHIEFS		STEELERS		CHIEFS	
1970 h	14	31	[L]	1982 h	35	14	[W]
1971	16	38	[L]	1984 h	27	37	[L]
1972 h	16	7	[W]	1985	36	28	[W]
1974	34	24	[W]	1986 h	19	24	[L]
1975 h	28	3	[W]	1987	17	16	[W]
1976	45	0	[W]	1988 h	16	10	[W]
1978 h	27	24	[W]	1989 h	23	17	[W]
1979	30	3	[W]	1992	27	3	[W]
1980 h	21	16	[W]	1993*	24	27ot	[L]
1981 h	33	37	[L]				

LOS ANGELES RAIDERS

Steelers won 6, lost 10 (Home: 3-3, Road: 3-7)

	STEELERS	RAIDERS		STEELERS	RAIDERS	
1970	14	31	[L]	1976	28	31 [L]
1972 h	34	28	[W]	1976**	7	24 [L]
1972 h*	13	7	[W]	1977 h	7	16 [L]
1973	17	9	[W]	1980 h	34	45 [L]
1973*	14	33	[L]	1981	27	30 [L]
1974 h	0	17	[L]	1983*	10	38 [L]
1974**	24	13	[W]	1984	13	7 [W]
1975 h**	16	10	[W]	1990	3	20 [L]

Franchise moved from Oakland to Los Angeles after 1981 season.

LOS ANGELES RAMS

Steelers won 5, lost 16, tied 2 (Home: 4-5-1, Road: 0-11-1, Neutral: 1-0)

	STEELERS	RAMS		STEELERS	RAMS	
1938	7	13	[L]	1964 h	14	26 [L]
1939	14	14	[T]	1968	10	45 [L]
1941	14	17	[L]	1971 h	14	23 [L]
1944 h	28	30	[L]	1975	3	10 [L]
1944 h	6	33	[L]	1978	7	10 [L]
1947 h	7	48	[L]	1979***	31	19 [W]
1948	14	31	[L]	1981 h	24	0 [W]
1949 h	7	7	[T]	1984 h	24	14 [W]
1952	14	28	[L]	1987	21	31 [L]
1955	26	27	[L]	1990 h	41	10 [W]
1956 h	30	13	[W]	1993	0	27 [L]
1961	14	24	[L]			

Franchise moved from Cleveland to Los Angeles after 1945 season.

MIAMI DOLPHINS

Steelers won 6, lost 9 (Home: 4-3, Road: 2-6)

	STEELERS	DOLPHINS		STEELERS	DOLPHINS	
1971	21	24	[L]	1984**	28	45 [L]
1972 h**	17	21	[L]	1985	20	24 [L]
1973	26	30	[L]	1987	24	35 [L]
1976 h	14	3	[W]	1988 h	40	24 [W]
1979 h*	34	14	[W]	1989	34	14 [W]
1980 h	23	10	[W]	1990 h	6	28 [L]
1981	10	30	[L]	1993	21	20 [W]
1984 h	7	31	[L]			

MINNESOTA VIKINGS

Steelers won 5, lost 7 (Home: 3-3, Road: 1-4, Neutral: 1-0)

	STEELERS	VIKINGS		STEELERS	VIKINGS	
1962 h	39	31	[W]	1980	23	17 [W]
1964	10	30	[L]	1983 h	14	17 [L]
1967 h	27	41	[L]	1986	7	31 [L]
1969	14	52	[L]	1989 h	27	14 [W]
1972 h	23	10	[W]	1992 h	3	6 [L]
1974***	16	6	[W]			
1976	6	17	[L]			

NEW ENGLAND PATRIOTS

Steelers won 9, lost 3 (Home: 7-3, Road: 2-0)

	STEELERS	PATRIOTS		STEELERS	PATRIOTS	
1972 h	33	3	[W]	1983 h	23	28 [L]
1974	21	17	[W]	1986 h	0	34 [L]
1976 h	27	30	[L]	1989 h	28	10 [W]
1979	16	13ot	[W]	1990 h	24	3 [W]
1981 h	27	21ot	[W]	1991 h	20	6 [W]
1982 h	37	14	[W]	1993 h	17	14 [W]

STEELERS VS. NFC

	Home	Away	Overall		Home	Away	Overall
1970	0-1	0-2	0-3	1982	0-0	1-0	1-0
1971	1-1	0-1	1-2	1983	1-1	1-1	2-2
1972	1-0	1-1	2-1	1984	2-0	1-1	3-1
1973	2-0	1-0	3-0	1985	1-1	0-2	1-3
1974	2-0	1-0	4-0*	1986	2-0	0-2	2-2
1975	1-0	1-1	3-1*	1987	1-1	1-1	2-2
1976	0-0	1-1	1-1	1988	1-1	0-2	1-3
1977	2-0	0-0	2-0	1989	1-1	2-0	3-1
1978	2-0	1-1	4-1*	1990	2-0	1-1	3-1
1979	2-0	1-1	4-1*	1991	0-2	0-2	0-4
1980	2-0	2-0	4-0	1992	1-1	0-2	1-3
1981	1-1	2-0	3-1	1993	1-1	1-1	2-2
				TOTAL:	29-12	19-23	52-35

*Includes Super Bowl win

NEW ORLEANS SAINTS

Steelers won 6, lost 5 (Home: 2-2, Road: 4-3)

STEELERS		SAINTS		STEELERS		SAINTS	
1967	14	10	[W]	1981	20	6	[W]
1968 h	12	16	[L]	1984	24	27	[L]
1968	14	24	[L]	1987 h	16	20	[L]
1969	24	27	[L]	1990	9	6	[W]
1974	28	7	[W]	1993 h	37	14	[W]
1978 h	20	14	[W]				

NEW YORK GIANTS

Steelers won 27, lost 44, tied 3 (Home: 14-21-3, Road: 13-23)

STEELERS		GIANTS		STEELERS		GIANTS	
1933 h	2	23	[L]	1953	14	10	[W]
1933	3	27	[L]	1954 h	6	30	[L]
1934 h	12	14	[L]	1954	3	24	[L]
1934	7	17	[L]	1955 h	30	23	[W]
1935 h	7	42	[L]	1955	19	17	[W]
1935	0	13	[L]	1956	10	38	[L]
1936 h	10	7	[W]	1956 h	14	17	[L]
1937 h	7	10	[L]	1957	0	35	[L]
1937	0	17	[L]	1957 h	21	10	[W]
1938 h	14	27	[L]	1958	6	17	[L]
1938	13	10	[W]	1958 h	31	10	[W]
1939 h	7	14	[L]	1959 h	16	21	[L]
1939	7	23	[L]	1959	14	9	[W]
1940 h	10	10	[T]	1960 h	17	19	[L]
1940	0	12	[L]	1960	24	27	[L]
1941 h	10	37	[L]	1961 h	14	17	[L]
1941	7	28	[L]	1961	21	42	[L]
1942 h	13	10	[W]	1962 h	27	31	[L]
1942	17	9	[W]	1962	20	17	[W]
1943 h	28	14	[W]	1963 h	31	0	[W]
1943	14	42	[L]	1963	17	33	[L]
1944	0	23	[L]	1964 h	27	24	[W]
1945 h	6	34	[L]	1964	44	17	[W]
1945	21	7	[W]	1965 h	13	23	[L]
1946 h	14	17	[L]	1965	10	35	[L]
1946	0	7	[L]	1966 h	34	34	[T]
1947	38	21	[W]	1966	47	28	[W]
1947 h	24	7	[W]	1967 h	24	27	[L]
1948	27	34	[L]	1967	20	28	[L]
1948 h	38	28	[W]	1968 h	20	34	[L]
1949 h	28	7	[W]	1969	7	10	[L]
1949	21	17	[W]	1969 h	17	21	[L]
1950 h	7	18	[L]	1971 h	17	13	[W]
1950	17	6	[W]	1976	27	0	[W]
1951 h	13	13	[T]	1985	10	28	[L]
1951	0	14	[L]	1991 h	20	23	[L]
1952 h	63	7	[W]				
1953 h	24	14	[W]				

NEW YORK JETS

Steelers won 12, lost 1 (Home: 4-0, Road: 8-1)

STEELERS		JETS		STEELERS		JETS	
1970 h	21	17	[W]	1984	23	17	[W]
1973 h	26	14	[W]	1986	45	24	[W]
1975	20	7	[W]	1988	20	24	[L]
1977	23	20	[W]	1989	13	0	[W]
1978	28	17	[W]	1990	24	7	[W]
1981 h	38	10	[W]	1992 h	27	10	[W]
1983	34	7	[W]				

PHILADELPHIA EAGLES

Steelers won 25, lost 44, tied 3 (Home: 16-18-1, Road: 8-24-2, Neutral: 1-2)

STEELERS		EAGLES		STEELERS		EAGLES	
1933	6	25	[L]	1953	7	23	[L]
1934 h	0	17	[L]	1953 h	7	35	[L]
1934	9	7	[W]	1954	22	24	[L]
1935	17	7	[W]	1954 h	17	7	[W]
1935 h	6	17	[L]	1955 h	13	7	[W]
1936 h	17	0	[W]	1955	0	24	[L]
1936	6	0	[W]	1956 h	21	35	[L]
1937 h	27	14	[W]	1956	7	14	[L]
1937	16	7	[W]	1957 h	6	0	[W]
1938	7	27	[L]	1957	6	7	[L]
1938	7	14	[L]	1958 h	24	3	[W]
1939	14	17	[L]	1958	31	24	[W]
1939 h	24	12	[W]	1959	24	28	[L]

1940 h	7	3	[W]	1959 h	31	0	[W]
1940	0	7	[L]	1960	7	34	[L]
1941 h	7	10	[L]	1960 h	27	21	[W]
1941	7	7	[T]	1961	16	21	[L]
1942 h	14	24	[L]	1961 h	24	35	[L]
1942	14	0	[W]	1962 h	13	7	[W]
1945 h	3	45	[L]	1962	26	17	[W]
1945	6	30	[L]	1963	21	21	[T]
1946 h	10	7	[W]	1963 h	20	20	[T]
1946	7	10	[L]	1964	7	21	[L]
1947 h	35	24	[W]	1964 h	10	34	[L]
1947	0	21	[L]	1965	20	14	[W]
1947 h	0	21	[L]	1965 h	13	47	[L]
(Eastern Conference Playoff)				1966 h	14	31	[L]
1948 h	7	34	[L]	1966	23	27	[L]
1948	0	17	[L]	1967	24	34	[L]
1949 h	7	38	[L]	1968 h	6	3	[W]
1949	17	34	[L]	1969	27	41	[L]
1950 h	10	17	[L]	1970	20	30	[L]
1950	9	7	[W]	1974 h	27	0	[W]
1951 h	13	34	[L]	1979	14	17	[L]
1951	17	13	[W]	1988 h	26	27	[L]
1952 h	25	31	[L]	1991	14	23	[L]
1952	21	26	[L]				
1-Johnstown, Pa.				2-Buffalo, N.Y.			
				3-Charleston, W.V.			

SAN DIEGO CHARGERS

Steelers won 14, lost 5 (Home: 9-1, Road: 5-4)

Steelers won 14, lost 5 (number 5-1, Road: 5-4)

STEELERS	CHARGERS		STEELERS	CHARGERS			
1971 h	21	17	[W]	1984 h	52	24	[W]
1972	24	2	[W]	1985	44	54	[L]
1973 h	38	21	[W]	1987	20	16	[W]
1975	37	0	[W]	1988	14	20	[L]
1976 h	23	0	[W]	1989 h	20	17	[W]
1977	10	9	[W]	1990 h	36	14	[W]
1979	7	35	[L]	1991 h	26	20	[W]
1980	17	26	[L]	1992	23	6	[W]
1982 h*	28	31	[L]	1993 h	16	3	[W]
1983 h	26	3	[W]				

Franchise moved from Los Angeles to San Diego after 1960 season.

SAN FRANCISCO 49ERS

Steelers won 7, lost 8 (Home: 3-4, Road: 4-4)

Steelers won 1, lost 5 (Games 3-7, Road: 4-1)

STEELERS				49ERS			
1951 h	24	28	[L]	1977 h	27	0	[W]
1952	24	7	[W]	1978	24	7	[W]
1954	3	31	[L]	1981 h	14	17	[L]
1958	20	23	[L]	1984	20	17	[W]
1961 h	20	10	[W]	1987 h	30	17	[W]
1965	17	27	[L]	1990	7	27	[L]
1968 h	28	45	[L]	1993 h	13	24	[L]
1973	37	14	[W]				

SEATTLE SEAHAWKS

Steelers won 5, lost 5 (Home: 4-1, Road: 1-4)

STEELERS		SEAHAWKS			STEELERS		SEAHAWKS		
1977 h	30	20	[W]		1986	0	30	[L]	
1978 h	21	10	[W]		1987 h	13	9	[W]	
1981	21	24	[L]		1991 h	7	27	[L]	
1982	0	16	[L]		1992 h	20	14	[W]	
1983	27	21	[W]		1993	6	16	[L]	

TAMPA BAY BUCCANEERS

Steelers won 4, lost 0 (Home: 2-0, Road: 2-0)

STEELERS		BUCCS		STEELERS		BUCCS	
1976 h	42	0	[W]	1983 h	17	12	[W]
1980	24	21	[W]	1989	31	22	[W]

NFL LEADERS SINCE 1970 MERGER

Team	Division Titles	Playoffs
San Francisco (NFC)	13	14
Minnesota (NFC)	11	15
Dallas (NFC)	11	17
Miami (AFC)	10	14
STEELERS (AFC)	10	14
Los Angeles Raiders (AFC)	9	15
Los Angeles Rams (NFC)	8	14

WASHINGTON REDSKINS

Steelers won 28, lost 43, tied 4 (Home: 16-22-1, Road: 12-21-3)

STEELERS			REDSKINS			STEELERS			REDSKINS		
1933 h	6		21	[L]		1952	24		23	(W)	
1933	16		14	[W]		1953 h	9		17	[L]	
1934 h	0		7	[L]		1953	14		13	[W]	
1934	0		39	[L]		1954 h	37		7	[W]	
1935 h	6		0	[W]		1954	14		17	[L]	
1935	3		13	[L]		1955 h	14		23	[L]	
1936 h	10		0	[W]		1955	17		28	[L]	
1936	0		30	[L]		1956 h	30		13	[W]	
1937	20		34	[L]		1956	23		0	[W]	
1937 h	21		13	[W]		1957 h	28		7	[W]	
1938 h	0		7	[L]		1975	3		10	[L]	
1938	0		15	[L]		1958 h	24		16	[W]	
1939	14		44	[L]		1958	14		14	[T]	
1939 h	14		21	[L]		1959 h	17		23	[L]	
1940 h	10		40	[L]		1959	27		6	[W]	
1940	10		37	[L]		1960	27		27	[T]	
1941 h	20		24	[L]		1960 h	22		10	[W]	
1941	3		23	[L]		1961 h	20		0	[W]	
1942	14		24	[L]		1961	30		14	[W]	
1942 h	0		14	[L]		1962 h	23		21	[W]	
1943 h	14		14	[T]		1962	27		24	[W]	
1943	27		14	[W]		1963 h	38		27	[W]	
1944	20		42	[L]		1963	34		28	[W]	
1945 h	0		14	[L]		1964 h	0		30	[L]	
1945	0		24	[L]		1964	14		7	[W]	
1946	14		14	[T]		1965 h	3		31	[L]	
1946 h	14		7	[W]		1965	14		35	[L]	
1947	26		27	[L]		1966 h	27		33	[L]	
1947 h	21		14	[W]		1966	10		24	[L]	
1948	14		17	[L]		1967 h	10		15	[L]	
1948 h	10		7	[W]		1968	13		16	[L]	
1949 h	14		27	[L]		1969 h	7		14	[L]	
1949	14		27	[L]		1973 h	21		16	[W]	
1950	26		7	[W]		1979 h	38		7	[W]	
1950 h	7		24	[L]		1985 h	23		30	[L]	
1951 h	7		22	[L]		1988	29		30	[L]	
1951	20		10	[W]		1991 h	14		41	[L]	
1952 h	24		28	[L]							

Franchise moved from Boston to Washington after 1936 season.

*AFC Playoffs

**AFC Championship

***Super Bowl

STEELERS SINCE REALIGNMENT (1970-1993)

		Regular	Playoff	Overall	Pct.
1. Miami	AFC	238-120-2	16-12	254-132-2	.6572
2. L.A. Raiders	AFC	227-127-6	18-12	245-139-6	.6359
3. Dallas	NFC	227-133-0	26-13	253-146-0	.6341
4. Washington	NFC	225-134-1	18-10	243-144-1	.6276
5. San Francisco	NFC	212-145-3	18-10	230-155-3	.5967
6. Pittsburgh	AFC	212-147-1	16-10	228-157-1	.5920
7. Minnesota	NFC	210-148-2	11-15	221-163-2	.5751
8. L.A. Rams	NFC	203-153-4	10-14	213-167-4	.5599

WHEN THE STEELERS RUSH FOR 200 YARDS (since 1970 merger)

200-Yd. Reg. Season Postseason				200-Yd. Reg. Season Postseason			
Year	Games	W-L	W-L	Year	Games	W-L	W-L
1970	1	0-1	—	1982	2	2-0	0-0
1971	2	1-1	—	1983	5	4-1	0-0
1972	7	6-1	0-0	1984	1	1-0	0-0
1973	2	2-0	0-0	1985	2	2-0	—
1974	7	4-0	3-0	1986	3	3-0	—
1975	7	6-0	1-0	1987	3	3-0	—
1976	10	9-0	1-0	1988	3	3-0	—
1977	3	3-0	0-0	1989	1	1-0	0-0
1978	2	2-0	0-0	1990	1	1-0	—
1979	4	4-0	0-0	1991	0	0-0	0
1980	0	0-0	—	1992	2	2-0	0
1981	3	3-0	—	1993	3	3-0	0
Record in 1970s: 42-3				Total	74	65-4	5-0
Record in 1980s: 22-1							
Record in 1990s: 6-0							

STEELERS ALL-TIME LEADERS

RUSHING

Player	Years	Atts.	Yds.	Avg.	LG	TDs
Franco Harris	1972-83	2,881	11,950	4.1	75t	91
John Henry Johnson	1960-65	1,025	4,383	4.3	87	26
Frank Pollard	1980-88	953	3,989	4.2	52	20
Dick Hoak	1961-70	1,132	3,965	3.5	77	25
Rocky Bleier	1968, 1970-80	928	3,865	4.2	70t	23
Walter Abercrombie	1982-87	842	3,343	4.0	50t	22
Fran Rogel	1950-57	900	3,271	3.6	51	17
Merril Hoge	1987-93	819	3,115	3.8	41t	21
Barry Foster	1990-93	699	3,092	4.4	69	21
John Fuqua	1970-76	699	2,942	4.2	85	21
Tom Tracy	1958-63	727	2,712	3.7	64	15
Terry Bradshaw	1970-83	444	2,255	5.1	39	32
Preston Pearson	1970-74	573	2,243	3.9	47	8
Lynn Chandnois	1950-56	593	1,934	3.2	38	16
Earnest Jackson	1986-88	470	1,921	4.1	39	9
Sidney Thornton	1977-82	356	1,512	4.2	75	18
Bill Dudley	1942, 1945-46	343	1,505	4.4	42	14
Joe Geri	1949-51	411	1,500	3.6	45	10
Tim Worley	1989-91, 1993	336	1,338	4.0	38	5

PASSING

(Based on total yardage)

Player	Years	Atts.	Comps.	Yds.	Pct.	LG	TD	Ints.	Rtg.
Terry Bradshaw	1970-83	3,901	2,025	27,989	51.9	90t	212	210	71.1
Bubby Brister	1986-92	1,477	776	10,104	52.5	90	51	57	69.8
Bobby Layne	1958-62	1,156	569	8,983	49.2	78	67	81	70.7
Jim Finks	1949-55	1,382	661	8,854	47.8	78t	55	88	48.5
Mark Malone	1980-87	1,374	690	8,582	50.2	61t	54	68	62.1
Neil O'Donnell	1990-93	1,085	611	7,454	56.3	89t	38	23	80.6
Ed Brown	1962-65	736	339	5,821	44.7	85	30	50	57.7
Bill Nelsen	1964-67	589	274	4,440	46.5	87t	28	30	67.0
Dick Shiner	1968-69	513	245	3,278	47.8	63	25	27	54.7
Cliff Stoudt	1977-83	479	244	3,217	50.9	72	14	28	57.9
David Woodley	1984-85	339	179	2,630	52.8	80t	14	21	66.2
Kent Nix	1967-69	451	217	2,597	48.1	66	14	33	46.1
Terry Hanratty	1969-75	417	159	2,428	38.1	72t	24	34	42.6
Earl Morrall	1957-58	335	145	2,175	43.3	66	12	19	53.9
Joe Gilliam	1972-75	331	147	2,103	44.4	61t	9	17	53.3

PASS RECEIVING

Player	Years	No.	Yds.	Avg.	LG	TDs
John Stallworth	1974-87	537	8,723	16.2	74t	63
Louis Lipps	1984-91	358	6,018	16.8	89t	39
Lynn Swann	1974-82	336	5,462	16.3	68t	51
Elbie Nickel	1947-57	329	5,133	15.6	77t	37
Franco Harris	1972-83	306	2,284	7.5	44t	9
Merril Hoge	1987-93	241	2,054	8.5	40	13
Ray Mathews	1951-59	230	3,919	16.1	78t	34
Buddy Dial	1959-63	229	4,723	20.6	88t	42
Bennie Cunningham	1976-85	202	2,879	14.3	48	20
Roy Jefferson	1965-69	199	3,671	18.4	84t	29
Ron Shanklin	1970-74	166	3,047	18.4	81t	24
Lynn Chandnois	1950-56	163	2,062	12.6	55	8
Gary Ballman	1962-66	154	2,949	19.2	87t	22
Eric Green	1990-93	152	2,063	13.6	71t	20
Fran Rogel	1950-57	150	1,087	7.2	64	2
Dick Hoak	1961-70	146	1,452	9.9	48	8
Dwight Stone	1987-93	145	2,379	16.4	90	12
Val Jansante	1946-51	144	2,214	15.4	66	13
Walter Abercrombie	1982-87	138	1,353	9.8	59	7
John Fuqua	1970-76	135	1,247	9.2	57t	3

SCORING

Player	Years	Tot. TD	TDR	TDP	PAT	FG	TP
Gary Anderson	1982-93	0	0	0	384	285	1,239
Roy Gerela	1971-78	0	0	0	293	146	731
Franco Harris	1972-83	100	91	9	0	0	600
John Stallworth	1974-87	64	1	63	0	0	384
Lynn Swann	1974-82	53	1	51	0	0	318**
Mike Clark	1964-67	0	0	0	116	57	287
Lou Michaels	1961-63	0	0	0	91	62	277

Louis Lipps	1984-91	46	4	39	0	0	276***
Ray Mathews	1951-59	43	13	30	1	0	261*
Buddy Dial	1959-63	42	0	42	0	0	252
Elbie Nickel	1947-57	37	0	37	0	0	222
Merril Hoge	1987-93	34	21	13	0	0	204
Matt Bahr	1979-80	0	0	0	89	37	200
Dick Hoak	1961-70	33	25	8	0	0	198

INTERCEPTIONS

Player	Years	No.	Yds.	Avg.	LG	TDs
Mel Blount	1970-83	57	736	12.9	52t	2
Jack Butler	1951-59	52	827	15.9	52	4
Donnie Shell	1974-87	51	450	8.8	67	2
Dwayne Woodruff	1979-85, 87-90	37	689	18.6	78t	3
Mike Wagner	1971-80	36	491	13.6	65	0
Jack Ham	1971-82	32	218	6.8	32t	1
Rod Woodson	1987-93	28	549	19.6	63t	2
Jack Lambert	1974-84	28	243	8.7	31	0
Glen Edwards	1971-77	25	652	26.1	86l	1
Howard Hartley	1949-52	25	267	10.7	38	0
Clendon Thomas	1962-68	23	233	10.1	33	0

OPPONENT

QUARTERBACK SACKS

Player	Years	No.	Player	Years	No.
L.C. Greenwood	1969-81	73.5	Jack Ham	1971-82	21
Joe Greene	1969-81	66.0	Donnie Shell	1974-87	19
Keith Willis	1982-87, 89-91	59.0	Joe Greene	1969-81	16
Dwight White	1971-80	46.0	Jack Lambert	1974-84	15
Ernie Holmes	1972-77	40.0	Robin Cole	1977-87	14
Gary Dunn	1977-87	35.0	L.C. Greenwood	1969-81	14
Greg Lloyd	1988-93	32.5	Mel Blount	1970-83	11
Steve Furness	1972-80	32.0	Mike Wagner	1971-80	11
Mike Merriweather	1982-87	31.0	Bryan Hinkle	1982-93	10
Robin Cole	1977-87	27.0	Greg Lloyd	1988-93	10
Jack Ham	1971-82	25.5	Carnell Lake	1989-93	10

**Includes one touchdown on punt return (1974)

*Includes one safety

***Includes three touchdowns on punt returns (1984, 85)

STEELERS BIGGEST WINS — WORST LOSSES

BIGGEST WINS

56 pts (63-7) vs NYG	11/30/52
45 pts (45-0) at KC	11/ 7/76
42 pts (45-3) vs IND	9/ 8/85
42 pts (42-0) vs TB	12/ 5/76
37 pts (37-0) at SD	9/21/75
36 pts (42-6) at CLE	10/ 5/76

WORST LOSSES

51 pts (0-51) vs CLE	9/10/89
47 pts (7-54) vs GB	11/23/41
47 pts (0-47) vs GB	10/15/33
42 pts (3-45) at DET	11/24/83
42 pts (7-49) at BEARS	11/23/47
42 pts (3-45) vs PHI	11/ 4/45
42 pts (7-49) vs BEARS	12/ 3/44

STEELERS BIGGEST WINS — WORST LOSSES AT THREE RIVERS STADIUM

BIGGEST WINS

42 pts (45-3) vs IND	9/ 8/85
42 pts (42-0) vs TB	12/ 5/76
35 pts (35-0) vs CLE	12/23/90
35 pts (35-0) vs CHI	9/28/80
31 pts (41-10) vs RAMS	10/29/90
31 pts (38-7) vs HOU	9/ 9/79

WORST LOSSES

51 pts (0-51) vs CLE	9/10/89
34 pts (0-34) vs NE	10/19/87
27 pts (14-41) vs WASH	10/17/91
24 pts (7-31) vs MIA	10/ 7/84
22 pts (6-28) vs MIA	9/30/90

STEELERS BIGGEST COMEBACK WIN

On 12/15/85 the Steelers trailed Buffalo 21-0 in the second quarter. They came back to win 30-24 for the biggest come-from-behind win in club history.

STEELERS AND OPPONENTS SCORING HIGHS

Most Points By Steelers

63	11/30/52 vs NYG	(63-7)
57	12/18/66 at ATL	(57-33)
55	10/17/54 vs CLE	(55-27)
52	11/25/84 vs SD	(52-24)
51	10/ 7/79 at CLE	(51-35)
47	12/11/66 at NYG	(47-28)

Most Points By Opponents

54	12/ 8/85 at SD	(44-54)
54	11/23/41 vs GB	(7-54)
52	9/ 8/91 at BUFF	(34-52)
52	11/23/69 at MIN	(14-52)
52	10/30/66 at DAL	(21-52)
51	9/10/89 at CLE	(0-51)

STEELERS YEAR-BY-YEAR LEADERS

RUSHING

Year	Player	Att.	Yards	Avg.	LG	TDs
1934	WARREN HELLER	132	528	4.0	—	—
1935	ART STRUTT	92	323	3.5	—	1
1936	WARREN HELLER	106	322	3.0	—	3
1937	JOHN KARCIS	128	511	4.0	—	3
1938	BYRON WHITE (rookie)	152	567#	3.7	—	4
1939	BOYO BRUMBAUGH	111	343	3.1	—	3
1940	LOU TOMASETTI	68	246	3.6	—	2
1941	DICK RIFFLE	109	388	3.6	54	1
1942	BILL DUDLEY (rookie)	162	696#	4.3	42	5
1943	JACK HINKLE	116	571	4.9	—	4
1944	JOHN GRIGAS	185	610	3.2	—	3
1945	BUIST WARREN	96	285	3.0	75	2
1946	BILL DUDLEY	146	604#	4.1	42	3
1947	JOHNNY CLEMENT	129	670	5.2	43	4
1948	BOB CIFERS	112	361	3.2	21	1
1949	JERRY NUZUM	139	611	4.4	64	5
1950	JOE GERI	188	705	3.8	45	2
1951	FRAN ROGEL	109	385	3.5	51	3
1952	RAY MATHEWS	66	315	4.7	36	0
1953	FRAN ROGEL	137	527	3.8	58	2
1954	FRAN ROGEL	111	415	3.8	16	1
1955	FRAN ROGEL	168	588	3.5	19	2
1956	FRAN ROGEL	131	476	3.6	40	2
1957	BILLY WELLS	154	532	3.5	51	0
1958	TOM TRACY	169	714	4.2	64	5
1959	TOM TRACY	199	794	4.0	51	3
1960	TOM TRACY	192	680	3.4	28	5
1961	JOHN HENRY JOHNSON	213	787	3.9	44	6
1962	JOHN HENRY JOHNSON	251	1,141	4.5	40	7
1963	JOHN HENRY JOHNSON	186	775	4.2	48	4
1964	JOHN HENRY JOHNSON	235	1,048	4.7	45	7
1965	DICK HOAK	131	426	3.2	42	5
1966	BILL ASBURY	169	544	3.3	45	7
1967	DON SHY (rookie)	99	341	3.4	33	4
1968	DICK HOAK	175	858	4.9	77	3
1969	DICK HOAK	151	531	3.5	13	2
1970	JOHN FUQUA	138	691	5.0	85	7
1971	JOHN FUQUA	155	625	4.0	30	4
1972	FRANCO HARRIS (rookie)	188	1,055	5.6*	75	10
1973	FRANCO HARRIS	188	698	3.7	35	3
1974	FRANCO HARRIS	208	1,006	4.8	54	5
1975	FRANCO HARRIS	262	1,246	4.8	36	10
1976	FRANCO HARRIS	289	1,128	3.9	30	14*
	ROCKY BLEIER	220	1,036	4.7	28	5
1977	FRANCO HARRIS	300	1,162	3.9	61	11
1978	FRANCO HARRIS	310	1,082	3.5	37	8
1979	FRANCO HARRIS	261	1,186	4.4	71	11
1980	FRANCO HARRIS	208	789	3.8	26	4
1981	FRANCO HARRIS	242	987	4.1	50	8
1982	FRANCO HARRIS	140	604	4.3	21	2
1983	FRANCO HARRIS	279	1,007	3.6	19	5
1984	FRANK POLLARD	213	851	4.0	52	6
1985	FRANK POLLARD	233	991	4.3	56	3
1986	EARNEST JACKSON	216	910	4.2	31	5
1987	EARNEST JACKSON	180	696	3.9	39	1
1988	MERRIL HOGE	170	705	4.1	20	3
1989	TIM WORLEY (rookie)	195	770	3.9	38	5
1990	MERRIL HOGE	203	772	3.8	41	7
1991	MERRIL HOGE	165	610	3.7	24	2
1992	BARRY FOSTER	390*#	1,690*†	4.3	69	11†
1993	LEROY THOMPSON	205	763	3.7	36	3

TOTAL YARDS FROM SCRIMMAGE

Year	Player	Total Yards	Rush. Yards	Rec. Yards
1947	JOHNNY CLEMENT	676	670	6
1948	VAL JANSANTE	620	—	623
1949	JERRY NUZUM	692	611	81
1950	JOE GERI	738	705	33
1951	LYNN CHANDNOIS	822	332	490
1952	ELBIE NICKEL	884	0	884
1953	LYNN CHANDNOIS	882	470	412
1954	RAY MATHEWS	894	242	652
1955	RAY MATHEWS	949	187	762
1956	FRAN ROGEL	564	476	88
1957	JACK McCLAIREN	630	0	630
1958	TOM TRACY	1,249	714	535
1959	TOM TRACY	1,067	794	273
1960	TOM TRACY	1,025	680	345
1961	JOHN HENRY JOHNSON	1,111	787	324
1962	JOHN HENRY JOHNSON	1,367	1,141	226
1963	BUDDY DIAL	1,295	0	1,295
1964	JOHN HENRY JOHNSON	1,117	1,048	69
1965	GARY BALLMAN	905	46	859
1966	ROY JEFFERSON	808	36	772
1967	J.R. WILBURN	767	0	767
1968	ROY JEFFERSON	1,131	57	1,074
1969	ROY JEFFERSON	1,125	46	1,079
1970	FRENCHY FUQUA	980	691	289
1971	FRENCHY FUQUA	1,052	625	427
1972	FRANCO HARRIS (rookie)	1,235	1,055	180

1973	FRANCO HARRIS	767	698	69
1974	FRANCO HARRIS	1,206	1,006	200
1975	FRANCO HARRIS	1,460	1,246	214
1976	ROCKY BLEIER	1,330	1,036	294
1977	FRANCO HARRIS	1,224	1,162	62
1978	FRANCO HARRIS	1,226	1,082	144
1979	FRANCO HARRIS	1,477	1,186	291
1980	FRANCO HARRIS	985	789	196
1981	FRANCO HARRIS	1,237	987	250
1982	FRANCO HARRIS	853	604	249
1983	FRANCO HARRIS	1,285	1,007	278
1984	JOHN STALLWORTH	1,395	0	1,395*
1985	FRANK POLLARD	1,241	991	250
1986	WALTER ABERCROMBIE	1,272	877	396
1987	EARNEST JACKSON	748	686	52
1988	MERRIL HOGE	1,192	705	487
1989	LOUIS LIPPS	1,124	180	944
1990	MERRIL HOGE	1,114	772	342
1991	MERRIL HOGE	989	610	379
1992	BARRY FOSTER	2,034*	1,690*	344
1993	LEROY THOMPSON	1,022	763	259

PASSING

Year	Player	Att.	Comp.	Yards	TDs	Ints	Rtg.
1934	WARREN HELLER	112	31	511	—	15	—
1935	WARREN HELLER	41	9	88	—	—	—
1936	ED MATESIC	138	64	850	—	16	—
1937	ED FISKE	43	17	318	—	4	—
1938	FRANK FILCHOK (rookie)	101	41	469	—	11	—
1939	HUGH McCULLOUGH (rookie)	100	32	443	2	12	14.3
1940	BILL PATTERSON	117	34	529	—	15	—
1941	BOYD BRUMBAUGH	41	13	260	2	8	31.7
1942	BILL DUDLEY (rookie)	94	35	438	2	5	37.4
1943	ROY ZIMMERMAN	124	43	846	9	17	44.2
1944	JOHNNY GRIGAS	131	50	690	6	21	31.6
1945	BUIST WARREN	92	36	368	0	10	11.8
1946	BILL DUDLEY	90	32	452	2	9	20.3
1947	JOHNNY CLEMENT	123	52	1,004	7	9	59.9
1948	RAY EVANS	137	64	924	5	17	41.9
1949	JOE GERI (rookie)	77	31	554	5	5	60.2
1950	JOE GERI	113	41	866	6	15	42.3
1951	CHUCK ORTMANN (rookie)	139	56	671	3	13	24.0
1952	JIM FINKS	336	158	2,307	20#	19	66.1
1953	JIM FINKS	292	131	1,484	8	14	49.7
1954	JIM FINKS	306	164	2,003	14	19	63.6
1955	JIM FINKS	344	165	2,270	10	26*	47.6
1956	TED MARCHIBRODA	275	124	1,585	12	19	49.6
1957	EARL MORRALL	289	139	1,900	11	12	64.7
1958	BOBBY LAYNE	268	133	2,339	14	12	78.4
1959	BOBBY LAYNE	297	142	1,986	20	21	62.6
1960	BOBBY LAYNE	209	103	1,814	13	17	66.3
1961	RUDY BUKICH	156	89	1,253	11	16	67.2
1962	BOBBY LAYNE	233	116	1,686	9	17	56.3
1963	ED BROWN	362	168	2,982	21	20	71.5
1964	ED BROWN	272	121	1,990	12	19	55.2
1965	BILL NELSEN	270	121	1,917	8	17	52.8
1966	RON SMITH	181	79	1,249	8	12	54.4
1967	KENT NIX	268	136	1,587	8	19	49.5
1968	DICK SHINER	304	148	1,856	18	17	64.5
1969	DICK SHINER	209	97	1,422	7	10	60.4
1970	TERRY BRADSHAW (rookie)	218	83	1,410	6	24	30.6
1971	TERRY BRADSHAW	373	203	2,259	13	22	59.8
1972	TERRY BRADSHAW	308	147	1,887	12	12*	64.1
1973	TERRY BRADSHAW	180	89	1,183	10	15	54.7
1974	JOE GILLIAM	212	96	1,274	4	8	55.4
	TERRY BRADSHAW	148	67	785	7	8	55.1
1975	TERRY BRADSHAW	286	165	2,055	18	9	87.8*
1976	TERRY BRADSHAW	192	92	1,177	10	9	65.3
1977	TERRY BRADSHAW	314	162	2,523	17	19	71.2
1978	TERRY BRADSHAW	368	207	2,915†	28*	20	84.8
1979	TERRY BRADSHAW	472	259	3,724*	26	25	77.0
1980	TERRY BRADSHAW	424	218	3,339	24	22	75.1
1981	TERRY BRADSHAW	370	201	2,887	22	14	84.0
1982	TERRY BRADSHAW	240	127	1,768	17	11	81.4
1983	CLIFF STOUT	381	197	2,553	12	21	60.8
1984	MARK MALONE	272	147	2,137	16	17	73.3
1985	MARK MALONE	233	117	1,428	13	7	75.6
1986	MARK MALONE	425	216	2,444	15	18	62.6
1987	MARK MALONE	336	156	1,896	6	19	46.5
1988	BUBBY BRISTER	370	175	2,634	11	14	65.3
1989	BUBBY BRISTER	342	187	2,365	9	10	73.1
1990	BUBBY BRISTER	387	223	2,725	20	14	81.6
1991	NEIL O'DONNELL	286	156	1,963	11	7	78.8
	BUBBY BRISTER	190	103	1,350	9	9	72.9
1992	NEIL O'DONNELL	313	185	2,283	13	9	83.6
1993	NEIL O'DONNELL	486*	270*	3,208	14	7	79.5

PASS RECEIVING

Year	Player	No.	Yards	Avg.	LG	TDs
1934	BEN SMITH	12	190	15.8	—	0
1935	JIM LEVEY	11	112	10.2	—	2
1936	WILBUR SORTET	14	197	14.1	—	1
1937	JOHNNY BLOOD	10	168	16.8	—	4
1938	BILL DAVIDSON	12	229	19.1	—	0
1939	SAM BOYD (rookie)	21	423	20.1	—	2
1940	GEORGE PIATUKAS	15	290	19.3	—	3
1941	DON LOONEY	10	186	18.6	66	1

1942	WALT KICHEFSKI	15	*189	12.6	26	0
1943	TONY BOVA	17	419	24.7	51	5
1944	ED RUCINSKI	22	284	12.9	40	1
1945	TONY BOVA	15	220	14.7	52	0
1946	VAL JANSANTE	10	136	13.6	34	1
1947	VAL JANSANTE	35	599	17.1	46	5
1948	VAL JANSANTE	39	623	16.0	66	3
1949	VAL JANSANTE	29	445	15.3	47	4
1950	VAL JANSANTE	26	353	13.6	40	0
1951	HANK MINARIK (rookie)	35	459	13.1	37	1
1952	ELBIE NICKEL	55	884	16.1	54	9
1953	ELBIE NICKEL	62	743	12.0	40	4
1954	RAY MATHEWS (RB)	44	652	14.8	78	6
1955	RAY MATHEWS (RB)	42	762	18.1	61	6
1956	RAY MATHEWS (RB)	31	540	17.4	64	5
1957	JACK McCLAIREN	46	630	13.7	48	2
1958	JIMMY ORR	33	910	27.6	78	7
1959	JIMMY ORR	35	604	17.3	43	5
1960	BUDDY DIAL	40	972	24.3	70	9
1961	BUDDY DIAL	53	1,047	19.8	88	12*
1962	BUDDY DIAL	50	981	19.6	62	6
1963	BUDDY DIAL	60	1,295	21.6	83	9
1964	GARY BALLMAN (RB)	47	935	19.9	47	7
1965	GARY BALLMAN (RB)	40	859	21.5	88	5
1966	JOHN HILTON (TE)	46	603	13.1	32	4
1967	J. R. WILBURN	51	767	15.0	68	5
1968	ROY JEFFERSON	58	1,074	18.5	62	11
1969	ROY JEFFERSON	67	1,079	16.1	63	9
1970	RON SHANKLIN (rookie)	30	691	23.0	81	4
1971	RON SHANKLIN	49	652	13.3	42	6
	JOHN FUQUA (RB)	49	427	8.7	40	1
1972	RON SHANKLIN	38	669	17.6	57	3
1973	RON SHANKLIN	30	711	23.7	67	10
1974	FRANK LEWIS	30	365	12.2	31	4
1975	LYNN SWANN	49	781	15.9	43	11
1976	LYNN SWANN	28	576	20.6	47	3
1977	LYNN SWANN	50	789	15.8	47	7
1978	LYNN SWANN	61	880	14.4	62	11
1979	JOHN STALLWORTH	70	1,183	16.9	65	8
1980	LYNN SWANN	44	710	16.1	68	7
1981	JOHN STALLWORTH	63	1,098	17.4	55	5
1982	FRANCO HARRIS (RB)	31	249	8.0	20	0
1983	CALVIN SWEENEY	39	577	14.8	42	5
1984	JOHN STALLWORTH	80*	1,395*	17.4	51	11
1985	JOHN STALLWORTH	75	937	12.5	41	5
1986	WALTER ABERCROMBIE (RB)	47	395	8.4	27	2
1987	JOHN STALLWORTH	41	521	12.7	45	2
1988	LOUIS LIPPS	50	973	19.5	89	5
	MERRIL HOGE (RB)	50†	487	9.7	40	3
1989	LOUIS LIPPS	50	944	18.9	79	5
1990	LOUIS LIPPS	50	682	13.6	37	3
1991	LOUIS LIPPS	55	671	12.2	35	2
1992	JEFF GRAHAM	49	711	14.5	51	1
1993	ERIC GREEN (TE)	63+	942+	15.0	71	5

SCORING

Year	Player	TDs	PATs	FGs	TP
1935	ARMAND NICCOLAI	0	10	6	28
1936	ARMAND NICCOLAI	0	7	7	28
1937	JOHNNY "BLOOD" McNALLY	5	0	0	30
1938	BYRON WHITE (rookie)/BILL SORTET	4	0	0	24
1939	ARMAND NICCOLAI	0	15	3	24
1940	ARMAND NICCOLAI	0	6	6	24
1941	ART JONES	5	0	0	30
1942	BILL DUDLEY (rookie)	6	0	0	36
1943	ERNIE STEELE/BOB THURBON	6	0	0	36
1944	BOB THURBON	5	0	0	30
1945	BILL DUDLEY	3	2	0	20
1946	BILL DUDLEY	5	12	2	48
1947	STEVE LACH	9	0	0	54
1948	JOE GLAMP	3	26	4	56
1949	JOE GERI (rookie)	5	12	1	45
1950	JOE GERI	3	22	8	64
1951	JOE GERI	4	22	7	67
1952	ELBIE NICKEL	9	0	0	54
1953	NICK BOLKOVAC	1	27	4	45
1954	RAY MATHEWS	8	0	0	48
1955	RAY MATHEWS	7	0	0	42
1956	ELBIE NICKEL/LYNN CHANDNOIS	5	0	0	30
1957	EARL GIRARD	4	2	1	29
1958	TOM MINER	0	31	14	73
1959	BOBBY LAYNE	2	32	11	77
1960	TOM TRACY	9	0	3	63
1961	BUDDY DIAL	12	0	0	72
1962	LOU MICHAELS	0	32	26	110
1963	LOU MICHAELS	0	32	21	95
1964	MIKE CLARK	0	28	13	67
1965	MIKE CLARK	0	19	11	52
1966	MIKE CLARK	0	34	21	97
1967	MIKE CLARK	0	35	12	71
1968	ROY JEFFERSON	12	0	0	72
1969	GENE MINGO	0	26	12	62
1970	JOHN FUQUA	9	0	0	54
1971	ROY GERELA	0	27	17	78
1972	ROY GERELA	0	35	28	119
1973	ROY GERELA	0	36	29	123†
1974	ROY GERELA	0	33	20	93†
1975	ROY GERELA	0	44	17	95

1976	FRANCO HARRIS	14	0	0	84
1977	FRANCO HARRIS	11	0	0	66
1978	ROY GERELA	0	44	17	95
1979	MATT BAHR (rookie)	0	50	18	104
1980	MATT BAHR	0	39	19	96
1981	DAVE TROUT (rookie)	0	38	12	74
1982	GARY ANDERSON (rookie)	0	22	10	52
1983	GARY ANDERSON	0	38	27	119†
1984	GARY ANDERSON	0	45	24	117†
1985	GARY ANDERSON	0	40	33#	139†
1986	GARY ANDERSON	0	32	21	95
1987	GARY ANDERSON	0	21	22	87
1988	GARY ANDERSON	0	34	28	118
1989	GARY ANDERSON	0	28	21	91
1990	GARY ANDERSON	0	32	20	92
1991	GARY ANDERSON	0	31	23	100
1992	GARY ANDERSON	0	29	28	113
1993	GARY ANDERSON	0	32	28	116

INTERCEPTIONS

Year	Player	No.	Yards	LG	TDs
1946	BILL DUDLEY	10#	242	80†	1
1947	TONY COMPAGNO	4	168	64†	2
	WALT SLATER	4	38	38	0
1948	TONY COMPAGNO	7	179	82†	1
1949	HOWARD HARTLEY	6	63	41	0
1950	HOWARD HARTLEY	5	84	38	0
1951	HOWARD HARTLEY	10	69	23	0
1952	JACK BUTLER	7	168	41	0
1953	JACK BUTLER	9	147	28	1
1954	PAUL CAMERON (rookie)	7	118	32	0
1955	RICHIE McCABE (rookie)	3	29	25	0
1956	JACK BUTLER	6	113	34	0
1957	JACK BUTLER	10	85	20	0
1958	JACK BUTLER	9	81	19	0
1959	DEAN DERBY	7	127	24	0
1960	DICK MOEGLE	6	49	31	0
1961	JOHN SAMPLE	8	141	42	0
1962	CLENDON THOMAS	7	48	15	0
1963	CLENDON THOMAS	8	122	32	0
1964	BRADY KEYS	2	11	11	0
	DICK HALEY	2	11	8	0
	WILLIE DANIEL	2	4	4	0
1965	JIM BRADSHAW	5	117	82†	1
1966	MARV WOODSON	4	91	56†	1
	JIM BRADSHAW	4	82	28	1
	BRADY KEYS	4	0	0	0
1967	MARV WOODSON	7	49	24	0
1968	PAUL MARTHA	3	43	23	0
	RAY MAY	3	31	25†	1
	MARV WOODSON	3	23	12	0
1969	BOB HOHN	5	64	24	0
	PAUL MARTHA	5	37	15	0
1970	LEE GALLAND	7	38	21	0
1971	JOHN ROWSER	4	94	70†	1
1972	JACK HAM	7	83	32†	1
1973	MIKE WAGNER	8 ¹¹	134	38	0
1974	GLEN EDWARDS	5	153	59	1
	J.T. THOMAS	5	22	14	0
	JACK HAM	5	13	10	0
1975	MEL BLOUNT	11#*	121	47	0
1976	GLEN EDWARDS	6	95	55	0
	MEL BLOUNT	6	75	28	0
1977	MEL BLOUNT	6	65	37	0
1978	TONY DUNGY	6	95	65	0
1979	JACK LAMBERT	6	29	23	0
1980	DONNIE SHELL	7	135	67	0
1981	MEL BLOUNT	6	106	50†	1
	JACK LAMBERT	6	76	31	0
1982	DWAYNE WOODRUFF	5§	53	30	0
	DONNIE SHELL	5§	27	18	0
1983	RICK WOODS	5	53	31	0
	DONNIE SHELL	5	18	18	0
1984	DONNIE SHELL	7	71	52†	1
1985	DWAYNE WOODRUFF	6	80	33	0
1986	LUPE SANCHEZ	3	71	67†	1
	ERIC WILLIAMS	3	44	25	0
	DONNIE SHELL	3	29	17	0
	RICK WOODS	3	26	23	0
	HARVEY CLAYTON	3	18	14	0
	BRYAN HINKLE	3	7	6	0
1987	DWAYNE WOODRUFF	5	91	33†	1
1988	DWAYNE WOODRUFF	4	109	78†	1
	ROD WOODSON	4	98	29	0
1989	DWAYNE WOODRUFF	4	57	35	0
1990	ROD WOODSON	5	67	34	0
1991	THOMAS EVERETT	4	53	27	0
1992	DARREN PERRY (rookie)	6	69	34	0
1993	ROD WOODSON	8	138	63†	1

QUARTERBACK SACKS

Year	Player	No.	Year	Player	No.
1972	JOE GREENE	11	1983	KEITH WILLIS	14
1973	L.C. GREENWOOD	8.5	1984	MIKE MERRIWEATHER	15*
1974	ERNIE HOLMES	11.5	1985	KEITH WILLIS	5.5
1975	ERNIE HOLMES	8.5	1986	KEITH WILLIS	12
1976	JOE GREENE	6	1987	MIKE MERRIWEATHER	5.5
1977	STEVE FURNESS	8.5	1988	TIM JOHNSON	4
1978	L.C. GREENWOOD	9	1989	GREG LLOYD	7
1979	L.C. GREENWOOD	7	1990	GERALD WILLIAMS	6
	STEVE FURNESS	7	1991	JERROL WILLIAMS	9
1980	L.C. GREENWOOD	5	1992	GREG LLOYD	6.5
1981	GARY DUNN	8	1993	KEVIN GREENE	12.5
1982	TOM BEASLEY	6			
	GARY DUNN	6			

*Team record

#NFL leader

+ Team record for TE

†AFC leader

°Tied for NFL lead

‡Team record for RB

§Tied for AFC lead

STEELERS MILESTONES IN 1994

PK GARY ANDERSON

- With 1,239 career points, needs 8 more to move from 12th to 11th in NFL history, passing Jim Breech (1,246). The NFL record is 2,002 points by George Blanda.
- With 285 career field goals, needs 20 more to move from 7th to 4th in NFL history, passing Mark Moseley (300), Pat Leahy (304) and Jim Turner (304). The NFL record is 373 field goals by Jan Stenerud.
- With 181 career games played, needs to play in 2 more to move to 4th in team history, passing Joe Greene (181) and Ray Mansfield (182). The team record is 220 games by Mike Webster. By playing in 1994 will become 14th player in team history to play 13 seasons. The team record is 15 seasons by Webster.

RB BARRY FOSTER

- With 3,092 career rushing yards, needs 1,292 more to jump from 9th to 2nd in team history, passing Merrill Hoge (3,115), Fran Rogel (3,271), Walter Abercrombie (3,343), Rocky Bleier (3,865), Dick Hoak (3,965), Frank Pollard (3,989) and John Henry Johnson (4,383). The team record is 11,950 rushing yards by Franco Harris.
- With 21 career rushing touchdowns, needs 12 more to move from a 7th-place tie to 2nd in team history, passing Hoge (21), Frenchy Fuqua (21), Abercrombie (22), Bleier (23), Hoak (25), Johnson (26) and Terry Bradshaw (32). The team record is 91 rushing touchdowns by Harris.

TE ERIC GREEN

- With 20 receiving touchdowns, needs 1 more to break team record for tight ends, shared with Bennie Cunningham (20).
- With 152 receptions, needs 51 more to break team record for tight ends, held by Cunningham (202). Would also pass Gary Ballman (154), Lynn Chandnois (163), Ron Shanklin (166) and Roy Jefferson (199) to rank 9th in team history for receptions. The team record is 537 receptions by John Stallworth.
- With 2,063 receiving yards, needs 817 more to break team record for tight ends, held by Cunningham (2,879). Would also pass Frank Lewis (2,086), Val Jansante (2,214), Franco Harris (2,284) and Dwight Stone (2,379) to rank 10th in team history. The team record is 8,723 receiving yards by Stallworth.

LB GREG LLOYD

- With 32.5 sacks, needs 3 to move from 7th to 6th in team history ahead of Gary Dunn (35), 8 to move to 5th ahead of Ernie Holmes (40), and 14 to pass Dwight White (46) for 4th place. The team record is 73.5 sacks by L.C. Greenwood.

QB NEIL O'DONNELL

- With 7,454 passing yards, needs 2,651 to move from 6th place to 2nd in team history, passing Mark Malone (8,582), Jim Finks (8,854), Bobby Layne (8,983) and Bubby Brister (10,104). The team record is 27,989 yards by Terry Bradshaw.
- With 1,085 pass attempts, needs 393 more to move from 6th to 2nd in team history passing Layne (1,156), Malone (1,374), Finks (1,382) and Brister (1,477). The team record is 3,901 attempts by Bradshaw.
- With 611 pass completions, needs 166 to move from 5th to 2nd in team history, passing Finks (661), Malone (690), and Brister (776). The team record is 2,025 completions by Bradshaw.
- With 38 touchdown passes, needs 18 more to move from 6th to 3rd in team history ahead of Brister (51), Malone (54) and Finks (55). The team record is 212 touchdown passes by Bradshaw.

CB ROD WOODSON

- With 28 interceptions, needs 5 more to move from a 7th-place tie to 6th in team history ahead of Jack Ham (32), 9 to move to 5th ahead of Mike Wagner (36), and 10 to move to 4th ahead of Dwayne Woodruff (37). The team record is 57 interceptions by Mel Blount.

STEELERS LONGEST PLAYS

Longest Runs From Scrimmage

- 97t Bobby Gage (12-4-49 vs. Chicago Bears)
- 87t John Henry Johnson (12-11-60 vs. Philadelphia)
- 85t John Fuqua (12-20-70 vs. Philadelphia)
- 77t Dick Hoak (10-20-68 vs. New Orleans)
- 75t Franco Harris (11-19-72 vs. Cleveland)
- 75 Buist Warren (11-11-45 vs. Chicago Cardinals)
- 75 Sidney Thornton (9-23-79 vs. Baltimore) **(Three Rivers Stadium)**
- 73t Bill Asbury (9-17-67 vs. Cleveland)
- 72t John Fuqua (12-20-70 vs. Philadelphia)
- 71t Franco Harris (10-7-79 vs. Cleveland)
- 70t Warren Williams (11-4-90 vs. Atlanta) (TRS)
- 70t Rocky Bleier (10-7-79 vs. Cleveland)

Longest Pass Plays

- 90 Bubby Brister to **Dwight Stone** (10-14-90 vs. Denver)
- 90t Terry Bradshaw to Mark Malone (11-8-81 vs. Seattle)
- 89t **Neil O'Donnell** to **Dwight Stone** (9-1-91 vs. San Diego) (TRS)
- 89t Bubby Brister to Louis Lipps (11-13-88 vs. Philadelphia) (TRS)
- 88t Rudy Bukich to Buddy Dial (10-22-61 vs. Cleveland)
- 87t Terry Bradshaw to Dave Smith (12-6-70 vs. Green Bay)
- 87t Bill Nelsen to Gary Ballman (11-28-65 vs. Cleveland)
- 84t Ron Smith to Roy Jefferson (9-18-66 vs. Detroit)
- 81t Terry Bradshaw to Ron Shanklin (11-29-70 vs. Cleveland)
- 80t Bubby Brister to Louis Lipps (12-4-88 vs. Houston)
- 80t Bubby Brister to Louis Lipps (9-11-88 vs. Washington)
- 80t David Woodley to Louis Lipps (9-2-84 vs. Kansas City)
- 80t Merlyn Condit to Bill Dudley (10-27-46 vs. Boston)
- 79t Bubby Brister to Louis Lipps (12-24-89 vs. Tampa Bay)
- 79t Ron Smith to Gary Ballman (9-25-66 vs. Washington)
- 78t Terry Bradshaw to Dave McMakin (12-3-72 vs. Cleveland)
- 78t Jim Finks to Ray Mathews (10-17-54 vs. Cleveland)
- 77t Jim Finks to Ray Mathews (11-8-53 vs. Cleveland)
- 77t Joe Geri to Elbie Nickel (10-14-51 vs. San Francisco)
- 74t Terry Bradshaw to John Stallworth (12-5-82 vs. Kansas City)

Longest Punts

- 82 Joe Geri (10-20-49 vs. Green Bay)
- 75 Bobby Joe Green (1960)
- 74 Craig Colquitt (12-7-81 vs. Oakland) and Bob Clfers (1947)

Longest Punt Returns

- 90 Brady Keys (9-20-64 vs. N.Y. Giants)
- 82 Brady Keys (9-22-63 vs. N.Y. Giants)
- 80t **Rod Woodson** (10-25-92 vs. Kansas City)
- 80t Roy Jefferson (11-10-68 vs. St. Louis)

Longest Kickoff Returns

- 101t Don McCall (11-23-69 vs. Minnesota)
- 96t Billy Wells (10-13-57 vs. Chicago Cardinals)
- 95t Larry Anderson (10-15-78 vs. Cleveland)
- 94t Mike Collier (10-26-75 vs. Green Bay)
- 93t Jim (Cannonball) Butler (10-30-66 vs. Dallas)
- 93t Lynn Chandnois (10-12-52 vs. Phil., 10-3-53 vs. N.Y. Giants)
- 92t **Dwight Stone** (12-4-88 vs. Houston)
- 92t **Rod Woodson** (10-9-88 vs. Phoenix)

Longest Interception Returns

- 99t Martin Kottler (9-27-33 vs. Chicago Cardinals)
- 91 Jack Hinkle (10-9-43 vs. N.Y. Giants)
- 86t Glen Edwards (9-30-73 vs. Houston)
- 82t Tony Compagno (11-7-48 vs. Green Bay)
- 82t Jim Bradshaw (10-24-65 vs. Philadelphia)
- 81t Russ Craft (10-17-54 vs. Cleveland)
- 80t Bill Dudley (11-3-46 vs. Washington)

Longest Field Goals

- 55 **Gary Anderson** (11-25-84 vs. San Diego) (TRS)
- 54 **Gary Anderson** (12-8-91 vs. Houston)
- 53 **Gary Anderson** (10-21-84 vs. Indianapolis)
- 52 **Gary Anderson** (11-13-88 vs. Philadelphia)
- 52 **Gary Anderson** (11-17-85 vs. Houston)
- 52 **Gary Anderson** (11-22-87 vs. Cincinnati)
- 50 **Gary Anderson** (9-13-87 vs. San Francisco)
- 50 Lou Michaels (9-15-63 vs. Philadelphia)

Longest Fumble Return

- 94t Greg Best (10-16-83 vs. Cleveland) (TRS)

Blocked Kick Return

- 83t Dale Dodrill (12-14-52 vs. Los Angeles Rams)

THE LAST TIME

OVERTIME GAME WON

By Steelers — Steelers 33, Cincinnati 27 at Cincinnati, 11-10-91

By Opponents — Kansas City 27, Steelers 24 at K.C., 1-8-94 (Playoffs)

SHUTOUT

By Steelers — Steelers 23, Buffalo 0 at Pittsburgh, 11-15-93

By Opponents — L.A. Rams 27, Steelers 0 at Anaheim, 9-12-93

KICKOFF RETURNED FOR A TD

By Steelers — Rod Woodson (84 yards) vs. San Diego, 11-19-89

By Opponents — Tony Smith (97 yards), Atlanta, 9-27-93

PUNT RETURNED FOR A TD

By Steelers — Rod Woodson (80 yards) at Kansas City, 10-25-92

By Opponents — O.J. McDuffie (72 yards), Miami, 12-13-93

INTERCEPTED PASS RETURNED FOR A TD

By Steelers — Rod Woodson (63 yards) vs. New Orleans, 10-17-93

By Opponents — Bo Orlando (38 yards), Houston, 12-19-93

FUMBLE RETURNED FOR A TD

By Steelers — Levon Kirkland (16 yards) vs. San Diego, 10-10-93

By Opponents — Derrick Russell (0 yards), Denver, 11-21-93

PUNT BLOCKED FOR A TD

By Steelers — John Rodgers (18 yards) vs. Cleveland, 1-2-83

By Opponents — Frank Minnifield (11 yards), Cleveland, 11-20-88

FIELD GOAL BLOCKED FOR A TD

By Steelers — Bob O'Neill (73 yards) vs. Chicago Cards, 10-13-57

By Opponents — Lloyd Burruss (78 yards), Kansas City, 12-21-86

SAFETY SCORED

By Steelers — 10-7-90 vs. San Diego (Stowe blocked punt in endzone)

By Opponents — 12-2-90, Cincinnati (Francis sack in endzone)

TWO 100-YARD RUSHERS IN SAME GAME

By Steelers — 10-26-86 vs. Cincinnati (Jackson 132, Abercrombie 109)

200 YARDS RUSHING

By Steelers — Frenchy Fuqua (218 yards) vs. Philadelphia, 12-20-70

By Opponents — Joe Morris (202 yards), New York Giants, 12-21-85

300 YARDS PASSING

By Steelers — Neil O'Donnell (355 yards) at Cleveland, 10-24-93

By Opponents — Steve DeBerg (344 yards), Miami, 12-13-93

400 YARDS PASSING

By Steelers — Bobby Layne (409 yards) vs. Chicago Cards, 12-13-58

By Opponents — Doug Williams (430 yards), Washington, 9-11-88

200 YARDS RECEIVING

By Steelers — Buddy Dial (235 yards) vs. Cleveland, 10-22-61

By Opponents — Eddie Brown (216 yards), Cincinnati, 11-6-88

FOUR TD PASSES

By Steelers — Bubba Brister vs. Cleveland, 12-23-90

By Opponents — Dan Marino, Miami, 11-1-87

FIVE TD PASSES

By Steelers — Mark Malone vs. Indianapolis, 9-8-85

By Opponents — Brian Sipe, Cleveland, 10-7-79

SIX TD PASSES

By Opponents — Jim Kelly, Buffalo, 9-8-91

THREE TD RECEPTIONS

By Steelers — Eric Green at Denver, 10-14-90

By Opponents — Paul Warfield, Miami, 11-14-71

FOUR TD RECEPTIONS

By Steelers — Roy Jefferson vs. Atlanta, 11-3-68

By Opponents — Don Beebe, Buffalo, 9-8-91

THREE TDs RUSHING

By Steelers — Barry Foster at Atlanta, 9-27-93

By Opponents — James Brooks, Cincinnati, 11-6-88

FOUR FIELD GOALS

By Steelers — Gary Anderson vs. Houston, 11-24-91

By Opponents — Al DelGreco, Houston, 12-19-93

FIVE FIELD GOALS

By Steelers — Gary Anderson vs. Kansas City, 11-10-85

By Opponents — Scott Norwood, Buffalo, 9-25-88

SIX FIELD GOALS

By Steelers — Gary Anderson vs. Denver, 10-23-88

THREE INTERCEPTIONS

By Steelers — Richard Shelton vs. Cleveland, 12-22-91

By Opponents — Dick Anderson (4), Miami, 12-3-73

FOUR INTERCEPTIONS

By Steelers — Jack Butler vs. Washington, 12-13-53

By Opponents — Dick Anderson, Miami, 12-3-73

STEELERS TEAM RECORDS

GAMES WON

Season 14 (1978)
 Most Consecutive 12 (1978-79)
 Most Consecutive (One Season) 11 (1975)

SCORING

Most Points

Season 416 (1979)
 Game 63 (11-30-52 vs. N.Y. Giants)

Most Points Against

Season 421 (1988)
 Game 54 (11-23-41 vs. Green Bay, 12-8-85 vs. San Diego)

Fewest Points

Season 51 (1934-12 games)
 202 (1965-14 games)

Fewest Points Allowed

Season 138 (1976-14 games)
 117 (1946-11 games)

Most Points, Both Teams

Game 98 (12-8-85, San Diego 54 vs. Pittsburgh 44)
 90 (12-18-66, Pittsburgh 57 vs. Atlanta 33)
 86 (10-7-79, Pittsburgh 51 vs. Cleveland 35)

Fewest Points, Both Teams

Game 0 (1933, Pittsburgh 0 vs. Cincinnati 0)

Most Touchdowns

Season 52 (1979)
 Game 9 (11-30-52 vs. N.Y. Giants)

Most Touchdowns Against

Season 50 (1968, 1969)
 Game 8 (11-23-41 vs. Green Bay, 12-8-85 vs. San Diego)

Fewest Touchdowns Against

Season 14 (1976)

Most Touchdowns Rushing

Season 33 (1976)
 Game 5 (11-7-76 vs. KC, 9-20-81 vs. New York Jets)

Most Touchdowns Rushing Against

Season 20 (1947, 1988)
 Game 6 (10-24-53 vs. G.B., 10-14-34 vs. Boston)

Fewest Touchdowns Rushing Against

Season 5 (1976)

Most Touchdowns Passing

Season 28 (1978)
 Game 5 (11-30-52 vs. New York Giants; 10-7-79 vs. Washington; 11-15-81 vs. Atlanta; 9-8-85 vs. Indianapolis)

Most Touchdowns Passing Against

Season 34 (1962)
 Game 6 (9-8-91 vs. Buffalo)

Fewest Touchdowns Passing Against

Season 9 (1990, 1976, 1975, 1972)

Most Touchdowns (Defensive)

Season 7 (1983, 1987)
 Game 3 (10-10-83 vs. Cincinnati)

Most Points After Touchdown

Season 50 (1979)
 Game 9 (11-30-52 vs. N.Y. Giants)

Most Points After Touchdown Against

Season 49 (1968, 1969)

Most Field Goals

Season 33 (1985)
 Game 6 (10-23-88 vs. Denver)

Most Field Goals Against

Season 26 (1988, 1991)
 Game 7 (9-24-67 vs. St. Louis)

FIRST DOWNS

Most First Downs

Season 337 (1979)
 Game 36 (11-25-79 vs. Cleveland)

Most First Downs By Opponents

Season 323 (1981, 1989)
 Game 35 (11-23-86 vs. Cleveland)

Most First Downs, Both Teams

Game 58 (11-25-79 Pittsburgh 36 vs. Cleveland 22)

Most First Downs Rushing

Season 163 (1976)
 Game 21 (11-7-76 vs. KC)

Most First Downs Rushing by Opponents

Season 122 (1965)
 Game 18 (11-9-69 vs. Chicago)

Most First Downs Passing

Season 180 (1993)
 Game 21 (12-13-58 vs. Chicago Cardinals)

Most First Downs Passing By Opponents

Season 194 (1991)
 Game 22 (12-5-48 vs. N.Y. Giants)

Most First Downs Penalties

Season 34 (1978)

Most First Downs Penalties By Opponents

Season 40 (1978)

NET YARDS

Most Net Yards Gained

Season 6258 (1979)
 Game 683 (12-13-58 vs. Chicago Cardinals)

Fewest Net Yards Gained

Season 3354 (1965)
 Game 53 (9-10-89 vs. Cleveland)

Most Net Yards Gained By Opponents

Season 5805 (1988)
 Game 559 (11-6-88 vs. Cincinnati)

Fewest Net Yards Gained By Opponents

Season 3074 (1974)
 Game 70 (10-27-57 vs. Phila.)

RUSHING

Most Yards Gained Rushing

Season 2971 (1976)
 Game 361 (10-7-79 vs. Cleveland)

Fewest Yards Gained Rushing

Season 1092 (1966)
 Game 7 (10-30-66 vs. Dallas)

Most Yards Gained Rushing By Opponents

Season 2193 (1954)
 Game 426 (11-4-34 vs. Detroit)

Fewest Yards Gained Rushing By Opponents

Season 1125 (1953-12 games)
 1368 (1993-16 games)
 1377 (1967-14 games)
 Game -33 (10-2-43 vs. Brooklyn)

Fewest Yards Rushing Allowed By Opponents (Per Game)

Season 84.7 (1982)

Most Rushing Attempts

Season 653 (1976)
 Game 60 (10-3-60 vs. Boston)

Fewest Rushing Attempts

Season 368 (1954-12 games)
 375 (1966-14 games)
 Game 14 (9-30-90 vs. Miami, 11-17-91 vs. Washington)

Most Rushing Attempts By Opponents

Season 516 (1988)

Fewest Rushing Attempts By Opponents

Season 363 (1962)
 Game 10 (10-1-89 vs. Detroit)

PASSING

Most Yards Gained Passing

Season 3655 (1979)
 Game 472 (12-13-58 vs. Chi. Cards)

Fewest Yards Gained Passing

Season 652 (1945-11 games)
 1711 (1972-14 games)
 Game -16 (9-17-65 vs. St. Louis)

Most Yards Gained Passing By Opponents

Season 3941 (1988)
 Game 422 (9-11-88 vs. Wash.)

Fewest Yards Gained Passing**By Opponents**

Season 1466 (1974)
 Game -28 (12-7-58 vs. Wash.)

Most Passes Attempted

Season 540 (1993)
 Game 57 (12-19-93 vs. Houston)

Fewest Passes Attempted

Season 161 (1946, 1942-11 games)
 277 (1976)
 Game 0 (11-16-41 vs. Brooklyn,
 11-13-49 vs. L.A.)

Most Passes Attempted**By Opponents**

Season 548 (1989)
 Game 56 (12-17-89 vs. New
 England)

Fewest Passes Attempted**By Opponents**

Season 162 (1946-11 games)
 339 (1974-14 games)
 Game 8 (12-14-74 vs. Cin.,
 12-1-57 vs. Phil.)

Most Passes Attempted, Both Teams

Game 95 (12-19-93 Pittsburgh 57
 vs. Houston 38)

Most Passes Completed

Season 299 (1993)
 Game 31 (9-22-74 vs. Denver)

Fewest Passes Completed

Season 42 (1941-11 games)
 140 (1973-14 games)
 Game 0 (11-16-41 vs. Brooklyn,
 11-13-49 vs. L.A.)

Most Passes Completed**By Opponents**

Season 334 (1991)
 Game 36 (12-5-48 vs. N.Y. Giants)

Fewest Passes Completed**By Opponents**

Season 64 (1946-11 games)
 147 (1974-14 games)
 Game 3 (Several times)

SACKS**Most Sacks**

Season 52 (1974)
 Game 10 (11-29-92 vs. Cincinnati)

Most Sacks Allowed

Season 52 (1969, 1983)
 Game 12 (11-20-66 vs. Dallas)

INTERCEPTIONS**Most Interceptions**

Season 37 (1973)
 Game 7 (11-30-52 vs. N.Y. Giants,
 10-13-74 vs. K.C.)

Fewest Interceptions

Season 12 (1965 and 1964-14
 games)

Most Interceptions**By Opponents**

Season 35 (1965)
 Game 9 (12-12-65 vs. Phil.)

Fewest Interceptions**By Opponents**

Season 12 (1976, 1975, 1972-14
 games, 1993-16 games)

Most Yards Interceptions Returned

Season 673 (1973)
 Game 147 (10-17-54 vs. Cleveland)

Fewest Yards Interceptions Returned

Season 96 (1964-14 games)

Most Yards Interceptions Returned**By Opponents**

Season 535 (1969)
 Game 172 (12-12-65 vs. Phil.)

Fewest Yards Interceptions Returned**By Opponents**

Season 47 (1975-14 games)

Most Touchdowns By Interceptions

Season 5 (1987)
 Game 2 (12-18-88 vs. Miami,
 10-1-84 vs. Cincinnati,
 10-10-83 vs. Cincinnati,
 9-30-73 vs. Houston,
 10-17-54 vs. Cleveland)

Most Touchdowns By Interceptions**By Opponents**

Season 6 (1965 and 1964)
 Game 3 (12-12-65 vs. Phil.,
 9-29-68 vs. Balt.)

Most Touchdowns by Interceptions, Both Teams

Game 4 (12-12-65 Philadelphia 3
 vs. Pittsburgh 1)

PUNTING**Most Punts**

Season 89 (1986, 1993)

Most Punts By Opponents

Season 100 (1979)

Fewest Punts

Season 51 (1958)
 Game 1 (12-9-73 vs. Houston,
 10-26-86 vs. Cincinnati,
 12-2-90 vs. Cincinnati,
 10-27-91 vs. Cleveland,
 12-15-91 vs. Cincinnati)

Fewest Punts By Opponents

Season 54 (1960)
 Game 0 (9-17-88 vs. Cincinnati)

Highest Punting Average

Season 47.0 (1961)

Highest Punting Average**By Opponents**

Season 46.4 (1959)

PUNT RETURNS**Most Punt Returns**

Season 71 (1976)

Most Punt Returns By Opponents

Season 51 (1970)

Most Yardage By Punt Returns

Season 774 (1974)

Most Yardage By Punt Returns**By Opponents**

Season 678 (1993)

Most Touchdowns By Punt Returns

Season 3 (1952)
 Game 1 (many times)

Most Touchdowns By Punt Returns**By Opponents**

Season 3 (1959, 1993)
 Game 2 (11-1-59 vs. St. Louis,
 10-24-93 vs. Cleveland)

KICKOFF RETURNS**Most Kickoff Returns**

Season 74 (1988)

Most Kickoff Returns By Opponents

Season 81 (1979)

Most Kickoff Return Yardage

Season 1575 (1988)

Most Kickoff Return Yardage**By Opponents**

Season 1668 (1979)

Most Touchdowns By Kickoff Returns

Season 2 (1952, 1988)
 Game 1 (many times)

Most Touchdowns By Kickoff Returns**By Opponents**

Season 3 (1986)
 Game 1 (many times)

PENALTIES**Most Penalties**

Season 122 (1977)

Most Penalties By Opponents

Season 112 (1981)

Most Penalty Yards

Season 986 (1989)

Most Penalty Yards By Opponents

Season 960 (1981)

FUMBLES**Most Fumbles**

Season 47 (1979)
 Game 10 (10-9-43 vs. N.Y. Giants)

Most Fumbles By Opponents

Season 42 (1976)
 Game 9 (12-23-90 vs. Cleveland)

Most Fumbles Lost

Season 28 (1977-14 games)
 26 (1979-16 games)

Most Fumbles Lost By Opponents

Season 24 (1976)
 Game 8 (12-23-90 vs. Cleveland)

SHUTOUTS**Most Shutouts**

Season 5 (1976)

Most Shutouts Against

Season 6 (1934)

STEELERS INDIVIDUAL RECORDS

SERVICE

Most Seasons

Career	15	Mike Webster (1974-88)
	14	Donnie Shell (1974-87)
	14	John Stallworth (1974-87)
	14	Larry Brown (1971-84)
	14	Mel Blount (1970-83)
	14	Terry Bradshaw (1970-83)
	14	Ernie Stautner (1950-63)
	13	Tunch Ilkin (1980-92)
	13	Joe Greene (1969-81)
	13	L.C. Greenwood (1969-81)
	13	Jon Kolb (1969-81)
	13	Sam Davis (1967-79)
	13	Ray Mansfield (1964-76)

Most Games

Career	220	Mike Webster (1974-88)
	201	Donnie Shell (1974-87)
	200	Mel Blount (1970-83)
	182	Ray Mansfield (1964-76)
	181	Gary Anderson (1982-93)
	181	Joe Greene (1969-81)
	179	David Little (1981-92)
	177	Jon Kolb (1969-81)
	176	Tunch Ilkin (1980-92)
	174	L. C. Greenwood (1969-81)
	173	Ernie Stautner (1950-63)

Most Consecutive Games Played

182	Ray Mansfield (1964-76)
177	Mike Webster (1974-85)

SCORING

Most Total Points

Career	1,239	Gary Anderson (1982-93) 384 PATs, 285 FGs.
	731	Roy Gerela (1971-78), 293 PATs, 146 FGs.
	600	Franco Harris (1972-83), 100 TDs.
	384	John Stallworth (1974-87), 64 TDs.
	318	Lynn Swann (1974-81), 53 TDs.
Season	139	Gary Anderson (1985) 40 PATs, 33 FGs.
	123	Roy Gerela (1973), 36 PATs, 29 FGs.
	119	Gary Anderson (1983), 38 PATs, 27 FGs.
	119	Roy Gerela (1972), 35 PATs, 28 FGs.
	118	Gary Anderson (1988), 34 PATs, 28 FGs.
	117	Gary Anderson (1984), 45 PATs, 24 FGs.
	116	Gary Anderson (1993), 32 PATs, 28 FGs.
	113	Gary Anderson (1992), 29 PATs, 28 FGs.
	110	Lou Michaels (1962), 32 PATs, 26 FGs.
	100	Gary Anderson (1991), 31 PATs, 23 FGs.
	104	Matt Bahr (1979), 50 PATs, 18 FGs.
Game	24	Roy Jefferson (11-3-68 vs. Atlanta), 4 TDs.
	24	Ray Mathews (10-17-54 vs. Cleveland), 4 TDs.

Most Touchdowns

Career	100	Franco Harris (1972-83)
	64	John Stallworth (1974-87)
	53	Lynn Swann (1974-82)
	46	Louis Lipps (1984-91)
	43	Ray Mathews (1951-59)
	42	Buddy Dial (1959-63)
	37	Elbie Nickel (1947-57)
	34	Merril Hoge (1987-93)
	33	Dick Hoak (1961-70)
	32	Terry Bradshaw (1970-83)
	32	John Henry Johnson (1960-65)
Season	15	Louis Lipps (1985)
	14	Franco Harris (1976)
	12	Franco Harris (1979)
	12	Roy Jefferson (1968)
	12	Buddy Dial (1961)
Game	4	Roy Jefferson (11-3-68 vs. Atlanta)
	4	Ray Mathews (10-17-54 vs. Cleveland)
	3	Barry Foster (9-27-93 vs. Atlanta)
	3	Merril Hoge (10-29-90 vs. L.A. Rams)

3	Eric Green (10-14-90 vs. Denver)
3	Merril Hoge (11-26-89 vs. Miami)
3	Walter Abercrombie (12-13-86 vs. N.Y. Jets)
3	Weegie Thompson (11-2-86 vs. Green Bay)
3	Louis Lipps (9-8-85 vs. Indianapolis)
3	John Stallworth (11-25-84 vs. San Diego)
3	John Stallworth (11-4-84 vs. Houston)
3	Jim Smith (9-28-80 vs. Chicago)
3	Rocky Bleier (12-5-76 vs. Tampa Bay)
3	Steve Davis (9-22-74 vs. Denver)
3	Franco Harris (10-29-72 vs. Buffalo)
3	Earl Gros (12-21-69 vs. New Orleans)
3	John Henry Johnson (10-10-64 vs. Cleveland)

Most Field Goals

Career	285	Gary Anderson (1982-93)
	146	Roy Gerela (1971-78)
	62	Lou Michaels (1961-63)
	57	Mike Clark (1964-67)
Season	33	Gary Anderson (1985)
	29	Roy Gerela (1973)
	28	Gary Anderson (1993)
	28	Gary Anderson (1992)
	28	Gary Anderson (1988)
	28	Roy Gerela (1972)
	27	Gary Anderson (1983)
	26	Lou Michaels (1961)
Game	6	Gary Anderson (10-23-88 vs. Denver)

Longest Field Goal

55	Gary Anderson (11-25-84 vs. San Diego)
54	Gary Anderson (12-8-91 vs. Houston)
53	Gary Anderson (10-21-84 vs. Indianapolis)
52	Gary Anderson (11-13-88 vs. Philadelphia)
52	Gary Anderson (11-22-87 vs. Cincinnati)
52	Gary Anderson (11-17-85 vs. Houston)
50	Gary Anderson (9-13-87 vs. San Francisco)
50	Lou Michaels (9-15-63 vs. Philadelphia)

Most Field Goal Attempts

Career	366	Gary Anderson (1982-93)
	227	Roy Gerela (1971-78)
	109	Lou Michaels (1961-63)
Season	43	Roy Gerela (1973)
	42	Gary Anderson (1985)
	41	Roy Gerela (1972)
	41	Lou Michaels (1963)
Game	8	Lou Michaels (12-2-62 vs. St. Louis)

Highest Field Goal Percentage

Career	77.9	Gary Anderson (1982-93) (366-285)
	64.3	Roy Gerela (1971-78) (227-146)
	56.9	Lou Michaels (1961-63) (109-62)
Season	93.3	Gary Anderson (1993) (30-28)
	87.0	Gary Anderson (1983) (31-27)
	83.3	Gary Anderson (1982) (12-10)
	81.5	Gary Anderson (1987) (27-22)
	81.0	Roy Gerela (1975) (21-17)
	80.0	Gary Anderson (1990) (25-20)
	78.6	Gary Anderson (1985) (42-33)
	77.8	Gary Anderson (1992) (36-28)
	77.8	Gary Anderson (1988) (36-28)
	75.0	Gary Anderson (1984) (32-24)

Most Consecutive Field Goals Made

18	Gary Anderson (1985)
----	-----------------------------

Most Extra Points

Career	384	Gary Anderson (1982-93)
	293	Roy Gerela (1971-78)
	116	Mike Clark (1964-67)
Season	50	Matt Bahr (1979)
	45	Gary Anderson (1984)
	44	Roy Gerela (1978 & 1975)
	40	Gary Anderson (1985)
	40	Roy Gerela (1976)
Game	8	Gary Kerkorian (11-30-52 vs. New York Giants)

Most Extra Point Attempts

Career	388	Gary Anderson (1982-93)
	306	Roy Gerela (1971-78)
Season	52	Matt Bahr (1979)
Game	8	Gary Kerkorian (11-30-52 vs. New York Giants)

Most Consecutive Extra Points Made

202	Gary Anderson (began 9-11-83 vs. Green Bay and ended 12-4-88 vs. Houston)
-----	--

RUSHING**Most Yards Rushing**

Career	11,950	Franco Harris (1972-83)
	4,383	John Henry Johnson (1960-65)
	3,989	Frank Pollard (1980-88)
	3,965	Dick Hoak (1961-70)
	3,865	Rocky Bleier (1968, 1970-80)
Season	1,690	Barry Foster (1992)
	1,246	Franco Harris (1975)
	1,186	Franco Harris (1979)
	1,162	Franco Harris (1977)
	1,141	John Henry Johnson (1962)
	1,128	Franco Harris (1976)
	1,082	Franco Harris (1978)
	1,055	Franco Harris (1972)
	1,048	John Henry Johnson (1964)
	1,036	Rocky Bleier (1976)
	1,006	Franco Harris (1974)
Game	218	John Fuqua (12-20-70 vs. Philadelphia)
	200	John Henry Johnson (10-10-64 vs. Cleveland)
	190	Barry Foster (9-13-92 vs. New York Jets)
	182	John Henry Johnson (12-11-60 vs. Philadelphia)
	179	Franco Harris (11-20-77 vs. Dallas)

Most 100-Yard Rushing Games

Career	47	Franco Harris (1972-83)
	17	Barry Foster (1990-93)
	7	Earnest Jackson (1986-88)
	7	John Fuqua (1970-76)
	5	Rocky Bleier (1968, 1970-80)
Season	*12	Barry Foster (1992)
	7	Franco Harris (1972)
	6	Franco Harris (1976)
	6	Franco Harris (1975)
	6	Franco Harris (1974)
	5	Franco Harris (1983)
	5	Franco Harris (1979)

*Tied NFL Record

Most Rushing Attempts

Career	2,881	Franco Harris (1972-83)
	1,132	Dick Hoak (1961-70)
	1,025	John Henry Johnson (1960-65)
	953	Frank Pollard (1980-88)
Season	390	Barry Foster (1992)
	310	Franco Harris (1978)
	300	Franco Harris (1977)
	289	Franco Harris (1976)
Game	41	Franco Harris (10-17-76 vs. Cincinnati)
	35	Rocky Bleier (10-26-75 vs. Green Bay)
	33	Barry Foster (12-6-92 vs. Seattle)
	33	Barry Foster (9-13-92 vs. New York Jets)
	32	Franco Harris (12-2-79 vs. Cincinnati)
	31	Barry Foster (11-1-92 vs. Houston)
	31	Franco Harris (10-23-83 vs. Seattle)
	30	Leroy Thompson (11-15-93 vs. Buffalo)
	30	John Fuqua (11-7-71 vs. Cleveland)
	30	John Henry Johnson (10-10-64 vs. Cleveland)

Most Touchdowns Rushing

Career	91	Franco Harris (1972-83)
	32	Terry Bradshaw (1970-83)
	26	John Henry Johnson (1960-65)
	25	Dick Hoak (1961-70)
Season	14	Franco Harris (1976)
	11	Barry Foster (1992)
	11	Franco Harris (1977 and 1979)
	10	Franco Harris (1975 and 1972)

Game	3	Barry Foster (9-27-93 vs. Atlanta)
	3	Merril Hoge (11-26-89 vs. Miami)
	3	Rocky Bleier (12-5-76 vs. Tampa Bay)
	3	Earl Gros (12-21-69 vs. New Orleans)
	3	John Henry Johnson (10-10-64 vs. Cleveland)

Highest Rushing Average (minimum 1500 yards)

Career	5.08	Terry Bradshaw (1970-83)
	4.42	Barry Foster (1990-93)
	4.39	Bill Dudley (1942, 1945-46)
	4.28	John Henry Johnson (1960-65)
	4.25	Sidney Thornton (1977-82)
	4.21	John Fuqua (1970-76)
Season	5.6	Franco Harris (1972)
	5.0	Sidney Thornton (1979)
	5.0	John Fuqua (1970)
	4.9	Dick Hoak (1968)

Longest Rushing Plays

97t	Bobby Gage (12-4-49 vs. Chicago Bears)
87t	John Henry Johnson (12-11-60 vs. Philadelphia)
85t	John Fuqua (12-20-70 vs. Philadelphia)
77t	Dick Hoak (10-20-68 vs. New Orleans)
75t	Franco Harris (11-19-72 vs. Cleveland)
75	Sidney Thornton (9-23-79 vs. Baltimore)
75	Buist Warren (11-11-45 vs. Chicago Cards)

TOTAL YARDS FROM SCRIMMAGE

Most Total Yards From Scrimmage

Career	14,234	Franco Harris (1972-83)
	8,834	John Stallworth (1974-87)
	6,406	Louis Lipps (1984-91)
	5,534	Lynn Swann (1974-82)
	5,417	Dick Hoak (1961-70)
	5,197	John Henry Johnson (1960-65)
	5,169	Merril Hoge (1987-93)
	5,159	Rocky Bleier (1968, 1970-80)
Season	2,034	Barry Foster (1992)
	1,477	Franco Harris (1979)
	1,460	Franco Harris (1975)
	1,395	John Stallworth (1984)
	1,367	John Henry Johnson (1962)
	1,330	Rocky Bleier (1976)
	1,295	Buddy Dial (1963)

PASSING

Most Yards Passing

Career	27,989	Terry Bradshaw (1970-83)
	10,104	Bubby Brister (1986-92)
	8,983	Bobby Layne (1958-62)
	8,854	Jim Finks (1949-55)
	8,582	Mark Malone (1980-87)
	7,454	Neil O'Donnell (1990-93)
Season	3,724	Terry Bradshaw (1979)
	3,339	Terry Bradshaw (1980)
	3,208	Neil O'Donnell (1993)
	2,982	Ed Brown (1963)
	2,915	Terry Bradshaw (1978)
	2,887	Terry Bradshaw (1981)
Game	409	Bobby Layne (12-13-58 vs. Chicago Cardinals)
	374	Mark Malone (9-30-85 vs. Cincinnati)
	364	Terry Bradshaw (11-25-79 vs. Cleveland)
	355	Neil O'Donnell (10-24-93 vs. Cleveland)
	353	Bubby Brister (10-14-90 vs. Denver)
	351	Mark Malone (12-21-86 vs. Kansas City)
	348	Joe Gilliam (9-22-74 vs. Denver)
	339	Terry Bradshaw (12-2-79 vs. Cleveland)
	337	Jim Finks (11-5-55 vs. Chicago Cardinals)
	334	Bill Nelsen (12-18-66 vs. Atlanta)

Most 300-Yard Passing Games

Career	4	Terry Bradshaw (1970-83)
	3	Bubby Brister (1986-92)
	3	Jim Finks (1949-55)
Season	3	Terry Bradshaw (1979)
	2	Bubby Brister (1988)

Most Passing Attempts

Career	3,901	Terry Bradshaw (1970-83)
	1,477	Bubby Brister (1986-92)
	1,382	Jim Finks (1949-55)
	1,374	Mark Malone (1980-87)
	1,156	Bobby Layne (1958-62)
	1,085	Neil O'Donnell (1990-93)
Season	486	Neil O'Donnell (1993)
	472	Terry Bradshaw (1979)
	425	Mark Malone (1986)
	424	Terry Bradshaw (1980)
	387	Bubby Brister (1990)
	381	Cliff Stoudt (1983)
	373	Terry Bradshaw (1971)
	370	Bubby Brister (1988)
	370	Terry Bradshaw (1981)
	368	Terry Bradshaw (1978)
	362	Ed Brown (1963)
	344	Jim Finks (1955)
Game	50	Joe Gilliam (9-22-74 vs. Denver)
	49	Bobby Layne (12-13-58 vs. Chicago Cardinals)
	49	Jim Finks (11-5-55 vs. Chicago Cardinals)
	48	Mark Malone (9-15-86 vs. Denver)
	46	Kent Nix (10-22-67 vs. Dallas)
	45	Mark Malone (9-16-85 vs. Cleveland)

Most Passes Completed

Career	2,025	Terry Bradshaw (1970-83)
	776	Bubby Brister (1986-92)
	690	Mark Malone (1980-87)
	661	Jim Finks (1949-55)
	611	Neil O'Donnell (1990-93)
	569	Bobby Layne (1958-62)
Season	270	Neil O'Donnell (1993)
	259	Terry Bradshaw (1979)
	223	Bubby Brister (1990)
	218	Terry Bradshaw (1980)
	216	Mark Malone (1986)
	207	Terry Bradshaw (1978)
	203	Terry Bradshaw (1971)
	201	Terry Bradshaw (1981)
Game	31	Joe Gilliam (9-22-74 vs. Denver)
	30	Terry Bradshaw (11-25-79 vs. Cleveland)
	29	Terry Bradshaw (9-19-82 vs. Cincinnati)
	28	Kent Nix (10-22-67 vs. Dallas)
	27	Jim Finks (9-26-54 vs. Green Bay)
	26	Mark Malone (9-30-85 vs. Cincinnati)
	25	Neil O'Donnell (10-24-93 vs. Cleveland)

Most Consecutive Passes Completed

	15	Bubby Brister (10-1-89 vs. Detroit)
	13	Bill Nelsen (12-18-66 vs. Atl.[11], 9-17-67 vs. Chi. [2])
	11	Bubby Brister (12-27-92 vs. Cleveland)
	11	Neil O'Donnell (10-11-92 vs. Cleveland)
	11	Mark Malone (11-25-84 vs. San Diego)

Highest Completion Percentage

Career (Minimum 500 Attempts)		
	56.3%	Neil O'Donnell (611/1,085, 1990-93)
	52.5%	Bubby Brister (776/1,477, 1986-92)
	51.9%	Terry Bradshaw (2,025/3,901, 1970-83)
	50.2%	Mark Malone (690/1,374, 1980-87)
	49.2%	Bobby Layne (569/1,156, 1958-62)
	47.8%	Jim Finks (661/1,382, 1949-55)
	47.8%	Dick Shiner (245/513, 1968-69)
Season (Minimum 250 Attempts)		
	59.1%	Neil O'Donnell (185/313, 1992)
	57.7%	Terry Bradshaw (165/286, 1975)
	57.6%	Bubby Brister (223/387, 1990)
	56.3%	Terry Bradshaw (207/368, 1978)
	55.6%	Neil O'Donnell (270/486, 1993)
	54.9%	Terry Bradshaw (259/472, 1979)
	54.7%	Bubby Brister (187/342, 1989)
	54.5%	Neil O'Donnell (156/286, 1991)
	54.4%	Terry Bradshaw (203/373, 1971)
	54.3%	Terry Bradshaw (201/370, 1981)
	54.0%	Mark Malone (147/272, 1984)

Game (Minimum 20 Attempts)

84.0%	Neil O'Donnell (21/25, 9-19-93 vs. Cincinnati)
81.8%	Mark Malone (18/22, 11-25-84 vs. S.D.)
78.1%	Neil O'Donnell (25/32, 10-11-92 vs. Clev.)
77.8%	Bubby Brister (21/27, 10-1-89 vs. Del.)
76.0%	Neil O'Donnell (19/25, 9-27-93 vs. Atlanta)
75.9%	Bubby Brister (22/29, 9-15-91 vs. N.E.)
75.0%	Bubby Brister (18/24, 11-25-90 vs. N.Y.J.)
75.0%	Bubby Brister (21/28, 10-14-90 vs. Den.)
75.0%	Terry Bradshaw (15/20, 12-5-82 vs. K.C.)
75.0%	Terry Bradshaw (18/24, 10-22-79 vs. Den.)
75.0%	Terry Bradshaw (21/28, 9-21-75 vs. S.D.)

Most Touchdown Passes

Career	212	Terry Bradshaw (1970-83)
	67	Bobby Layne (1958-62)
	55	Jim Finks (1949-55)
	54	Mark Malone (1980-87)
	51	Bubby Brister (1986-92)
	38	Neil O'Donnell (1990-93)
Season	28	Terry Bradshaw (1978)
	26	Terry Bradshaw (1979)
	24	Terry Bradshaw (1980)
	22	Terry Bradshaw (1981)
	21	Ed Brown (1963)
	20	Bubby Brister (1990)
	20	Bobby Layne (1959)
	20	Jim Finks (1952)
Game	5	Mark Malone (9-8-85 vs. Indianapolis)
	5	Terry Bradshaw (11-15-81 vs. Atlanta)
	4	Bubby Brister (12-23-90 vs. Cleveland)
	4	Bubby Brister (10-29-90 vs. L.A. Rams)
	4	Bubby Brister (10-14-90 vs. Denver)
	4	Mark Malone (11-25-84 vs. San Diego)
	4	Terry Bradshaw (9-28-80 vs. Chicago)
	4	Terry Bradshaw (11-4-79 vs. Washington)
	4	Dick Shiner (11-24-68 vs. San Francisco)
	4	Ed Brown (10-27-63 vs. Dallas)
	4	Jim Finks (10-17-54 vs. Cleveland)
	4	Jim Finks (11-16-52 vs. Cleveland)
	4	Jim Finks (11-30-52 vs. N.Y. Giants)

Most Passes Had Intercepted

Career	210	Terry Bradshaw (1970-83)
	88	Jim Finks (1949-55)
	81	Bobby Layne (1958-62)
Season	26	Jim Finks (1955)
	25	Terry Bradshaw (1979)
	24	Terry Bradshaw (1970)
	22	Terry Bradshaw (1971 and 1980)
Game	7	Tommy Wade (12-12-65 vs. Philadelphia)
	5	Mark Malone (9-20-87 vs. Cleveland)
	5	Terry Bradshaw (11-18-79 vs. San Diego)
	5	Terry Bradshaw (10-30-77 vs. Baltimore)
	5	John Gildea (12-1-35 vs. Boston)

Highest Passer Rating (among qualifiers)

Career	80.6	Neil O'Donnell (1990-93)
	71.1	Terry Bradshaw (1970-83)
	70.7	Bobby Layne (1958-62)
	69.8	Bubby Brister (1986-92)
	67.0	Bill Nelsen (1963-67)
Season	87.8	Terry Bradshaw (1975)
	84.8	Terry Bradshaw (1978)
	84.0	Terry Bradshaw (1981)
	83.6	Neil O'Donnell (1992)
	81.6	Bubby Brister (1990)
	81.4	Terry Bradshaw (1982)

PASS RECEIVING**Most Receptions**

Career	537	John Stallworth (1974-87)
	358	Louis Lipps (1984-91)
	336	Lynn Swann (1974-82)
	329	Elbie Nickel (1947-57)
	306	Franco Harris (1972-83)
	241	Merril Hoge (1987-93)
	230	Ray Mathews (1951-59)
	229	Buddy Dial (1959-63)

Season	80	John Stallworth (1984)
	75	John Stallworth (1985)
	70	John Stallworth (1979)
	67	Roy Jefferson (1969)
	63	Eric Green (1993)
	63	John Stallworth (1981)
	62	Elbie Nickel (1953)
	61	Lynn Swann (1978)
Game	60	Buddy Dial (1963)
	12	J. R. Wilburn (10-22-67 vs. Dallas)
	11	John Stallworth (9-30-85 vs. Cincinnati)
	11	Roy Jefferson (11-3-68 vs. Atlanta)
	10	Dick Compton (10-7-67 vs. Cleveland)
	10	Elbie Nickel (12-14-52 vs. Los Angeles)
	10	Val Jansante (11-30-49 vs. Philadelphia)

Most Yards Receiving

Career	8,723	John Stallworth (1974-87)
	6,018	Louis Lipps (1984-91)
	5,462	Lynn Swann (1974-82)
	5,133	Elbie Nickel (1947-57)
	4,723	Buddy Dial (1959-63)
	3,919	Ray Mathews (1951-59)
Season	1,395	John Stallworth (1984)
	1,295	Buddy Dial (1963)
	1,183	John Stallworth (1979)
	1,134	Louis Lipps (1985)
	1,098	John Stallworth (1981)
	1,079	Roy Jefferson (1969)
Game	1,074	Roy Jefferson (1968)
	235	Buddy Dial (10-22-61 vs. Cleveland)
	205	Jimmy Orr (12-13-58 vs. Chicago Cardinals)
	202	Elbie Nickel (12-14-52 vs. Los Angeles)
	199	Roy Jefferson (11-3-68 vs. Atlanta)
	192	Jeff Graham (12-19-93 vs. Houston)
	192	Lynn Swann (12-2-79 vs. Cincinnati)

Most 100-Yard Receiving Games

Career	25	John Stallworth (1974-87)
	16	Louis Lipps (1984-91)
	10	Lynn Swann (1974-82)
Season	7	John Stallworth (1984)
	5	Louis Lipps (1989)
	4	Louis Lipps (1985)
	4	John Stallworth (1981)
	4	Theo Bell (1980)

Most Touchdowns Receiving

Career	63	John Stallworth (1974-87)
	51	Lynn Swann (1974-82)
	42	Buddy Dial (1959-63)
	39	Louis Lipps (1984-91)
	37	Elbie Nickel (1947-57)
	34	Ray Mathews (1951-59)
	29	Roy Jefferson (1965-69)
Season	12	Louis Lipps (1985)
	12	Buddy Dial (1961)
	11	John Stallworth (1984)
	11	Lynn Swann (1978 & 1975)
	11	Roy Jefferson (1968)
Game	4	Roy Jefferson (11-3-68 vs. Atlanta)
	3	Eric Green (10-14-90 vs. Denver)
	3	Weegie Thompson (11-2-86 vs. Green Bay)
	3	Louis Lipps (9-8-85 vs. Indianapolis)
	3	John Stallworth (11-4-84 vs. Hou.; 11-24-84 vs. S.D.)
	3	Jim Smith (9-28-80 vs. Chicago)
	3	Ray Mathews (10-17-54 vs. Cleveland)

Most Consecutive Games Caught Pass

67	John Stallworth (began 10-9-77 vs. Houston and ended 12-12-82 vs. Buffalo)
----	--

PUNTING

Most Punts

Career	716	Bobby Walden (1968-77)
	429	Craig Colquitt (1978-81, 1983-84)
	375	Harry Newsome (1985-89)
	223	Pat Brady (1952-54)
	171	Joe Geri (1949-51)

Season	89	Mark Royals (1993)
	86	Harry Newsome (1986)
	84	Craig Colquitt (1981)
	82	Harry Newsome (1989)
	80	Craig Colquitt (1983)
	80	Pat Brady (1953)
	79	Bobby Walden (1971)
	78	Harry Newsome (1985)
Game	11	Mark Royals (12-5-93 vs. New England)
	10	Harry Newsome (11-9-86 vs. Buffalo)
	10	Harry Newsome (9-16-85 vs. Cleveland)
	10	Bobby Walden (12-7-69 vs. Dallas)

Highest Average Punting

Career	45.7	Bobby Joe Green (1960-61)
	44.5	Pat Brady (1952-54)
	42.6	Mark Royals (1992-93)
	41.4	Harry Newsome (1985-89)
	41.3	Craig Colquitt (1978-81, 1983-84)
	41.1	Bobby Walden (1968-77)
Season	47.0	Bobby Joe Green (1961)
	46.9	Pat Brady (1953)
	45.4	Harry Newsome (1988)
	45.2	Bobby Walden (1970)

Longest Punts

82	Joe Geri (11-20-49 vs. Green Bay)
75	Bobby Joe Greene (1960)
74	Craig Colquitt (12-7-81 vs. Oakland). Bob Cifers (1947)

PUNT RETURNS

Most Punt Returns

Career	217	Rod Woodson (1987-93)
	139	Theo Bell (1976, 78-80)
	107	Louis Lipps (1984-91)
	99	Glen Edwards (1971-77)
	98	Jim Smith (1977-82)
	70	Rick Woods (1982-86)
	66	Lynn Chandnois (1950-56)
Season	53	Louis Lipps (1984)
	45	Theo Bell (1979)
	43	Paul Skansi (1983)
	41	Rod Woodson (1993)
	41	Lynn Swann (1974)
	39	Theo Bell (1976)
	38	Rod Woodson (1990)

Most Yards Punt Returns

Career	2,043	Rod Woodson (1987-93)
	1,259	Theo Bell (1976, 78-80)
	1,212	Louis Lipps (1984-91)
	941	Glen Edwards (1971-76)
	838	Bill Dudley (1942, 45-46)
Season	*656	Louis Lipps (1984)
	577	Lynn Swann (1974)
	437	Louis Lipps (1985)
	435	Walt Slater (1947)

*NFL Rookie Record

Most Touchdowns Punt Returns

Career	3	Ray Mathews (1951-59), Louis Lipps (1984-89)
Season	2	Ray Mathews (1952), Louis Lipps (1985)
Game	1	Held by many; last time by Rod Woodson (80 yards, 10-25-92 vs. Kansas City)

Highest Average Punt Returns

Career	14.9	Bobby Gage (1949-50)
	14.4	Bill Dudley (1942, 45-46)
	12.8	Ray Mathews (1951-59)
	12.3	Lynn Swann (1974-78)
Season	16.0	Bobby Gage (1949)
	15.5	Walt Slater (1947)
	15.4	Ray Mathews (1951)
	14.1	Lynn Swann (1974)

Longest Punt Returns

90	Brady Keys (9-20-64 vs. N.Y. Giants)
82	Brady Keys (9-22-63 vs. N.Y. Giants)
80+	Rod Woodson (10-25-92 vs. Kansas City)
80+	Roy Jefferson (11-10-68 vs. St. Louis)

KICKOFF RETURNS

Most Kickoff Returns

Career	205	Rod Woodson (1987-93)
	122	Larry Anderson (1978-81)
	92	Lynn Chandnois (1950-56)
	87	Dwight Stone (1987-92)
	64	Gary Ballman (1963-66)
	52	Preston Pearson (1970-74)
	49	Rich Erenberg (1984-86)
Season	44	Rod Woodson (1991)
	39	Henry Odom (1983)
	37	Rod Woodson (1988)
	37	Larry Anderson (1978, 1981)
	36	Rod Woodson (1989)
	35	Rod Woodson (1990)
	34	Larry Anderson (1979)
	29	Dwight Stone (1988)
	28	Brady Keys (1962)
	28	Rich Erenberg (1984)
Game	7	Jack Deloplain (9-26-76 vs. New England); Rich Erenberg (9-2-84 vs. Kansas City)

Most Yards Kickoff Returns

Career	4,529	Rod Woodson (1987-93)
	2,866	Larry Anderson (1978-81)
	2,720	Lynn Chandnois (1950-56)
	1,711	Gary Ballman (1963-66)
Season	982	Rod Woodson (1989)
	930	Larry Anderson (1978)
	880	Rod Woodson (1991)
	850	Rod Woodson (1988)
	825	Larry Anderson (1981)
	764	Rod Woodson (1990)
	758	Henry Odom (1983)
	732	Larry Anderson (1979)

Most Touchdowns Kickoff Returns

Career	3	Lynn Chandnois (1950-56)
Season	2	Lynn Chandnois (1952)
Game	1	Held by many, last time by Dwight Stone (92 yards, 12-4-88 vs. Houston)

Highest Average Kickoff Returns

Career	29.6	Lynn Chandnois (1950-56)
	26.7	Gary Ballman (1963-66)
	25.8	Mel Blount (1970-78)
	23.8	Brady Keys (1961-67)
	23.5	Larry Anderson (1978-80)
Season	35.2	Lynn Chandnois (1952)
	32.5	Lynn Chandnois (1951)
	29.7	Mel Blount (1970)

Longest Kickoff Returns

	101	Don McCall (11-23-69 vs. Minnesota)
	96	Billy Wells (10-13-57 vs. Chicago Cards)
	95	Larry Anderson (10-2-78 vs. Clev.)
	94	Mike Collier (10-26-75 vs. Green Bay)

INTERCEPTIONS

Most Interceptions

Career	57	Mel Blount (1970-83)
	52	Jack Butler (1951-59)
	51	Donnie Shell (1974-87)
	37	Dwayne Woodruff (1979-85, 87-90)
	36	Mike Wagner (1971-80)
	32	Jack Ham (1971-82)
	28	Rod Woodson (1987-93)
	28	Jack Lambert (1974-84)
	25	Glen Edwards (1971-77)
	25	Howard Hartley (1949-52)
	23	Clendon Thomas (1962-68)
Season	11	Mel Blount (1975)
	10	Jack Butler (1957)
	10	Howard Hartley (1951)
	10	Bill Dudley (1946)
Game	4	Jack Butler (12-13-53 vs. Washington)

Most Yards Interceptions Returned

Career	827	Jack Butler (1951-59)
	736	Mel Blount (1970-83)
	689	Dwayne Woodruff (1979-85, 87-90)
	652	Glen Edwards (1971-77)
	549	Rod Woodson (1987-93)
Season	491	Mike Wagner (1971-80)
	450	Donnie Shell (1974-87)
	242	Bill Dudley (1946)
	186	Glen Edwards (1973)
	179	Tony Compagno (1948)
Game	168	Jack Butler (1952)
	153	Glen Edwards (1974)

Most Touchdowns on Interceptions

Career	4	Jack Butler (1951-59)
	3	Dwayne Woodruff (1979-85, 87-90)
	3	Tony Compagno (1946-48)
Season	2	Jack Butler (1954)
	2	Tony Compagno (1947)
	2	Sam Washington (1984)
Game	1	Held by many, most recently by Rod Woodson (10-17-93 vs. New Orleans)

Longest Interception Returns

99f	Martin Kottler (9-27-33 vs. Chicago Cardinals)
86f	Glen Edwards (9-30-73 vs. Houston)
82f	Tony Compagno (11-7-48 vs. Green Bay)

Most Consecutive Games Intercepting a Pass

6	Mel Blount (1975)
---	-------------------

QUARTERBACK SACKS

Most Quarterback Sacks

Career	73.5	L.C. Greenwood (1969-81)
	66.0	Joe Greene (1969-81)
	59.0	Keith Willis (1982-87, 89-91)
	46.0	Dwight White (1971-80)
	40.0	Ernie Holmes (1972-77)
Season	15.0	Mike Merriweather (1984)
	14.0	Keith Willis (1983)
	12.5	Kevin Greene (1993)
	12.0	Keith Willis (1986)
	11.5	Ernie Holmes (1974)
Game	11.0	Joe Greene (1972)
	5.0	Joe Greene (12-10-72 vs. Houston)
	4.5	L.C. Greenwood (11-25-79 vs. Cleveland)
	4.0	Jerrold Williams (12-22-91 vs. Cleveland)
Game	4.0	Edmund Nelson (9-16-84 vs. Los Angeles Rams)

Most Consecutive Games With a Sack

6	Joe Greene (1974)
6	Ernie Holmes (1974)
5	Dwight White (1972)

OPPONENT FUMBLE RECOVERIES

Most Opponent Fumbles Recovered

Career	21	Jack Ham (1971-82)
	19	Donnie Shell (1974-87)
	16	Joe Greene (1969-81)
	15	Jack Lambert (1974-84)
Season	6	Jack Lambert (1976)
	5	Carnell Lake (1989)
	5	Donnie Shell (1978)
	5	Joe Greene (1978)
	5	L.C. Greenwood (1971)
	5	John Reger (1955, 1957)
	5	Gary Glick (1957)

STEELERS ALL-TIME DRAFTS

1994 — 17th overall (5 offensive, 5 defensive)

1. Johnson, Charles (WR), Colorado. 2. Buckner, Brenton (DL), Clemson. 3-a. Gildon, Jason (LB), Oklahoma State (choice from Minnesota). 3-b. Morris, Byron "Bam" (RB), Texas Tech. 4. Faumuia, Ta'ase (DL), Hawaii. 5-a. Bell, Myron (S), Michigan State (choice from Chicago). 5-b. Brown, Gary (OT), Georgia Tech. 6-a. Miller, Jim (QB), Michigan State. 6-b. Ravotti, Eric (LB), Penn State (choice from Minnesota). 7. Abrams, Brice (FB), Michigan State.

1993 — 23rd overall (4 offensive, 6 defensive)

1. Figures, Deon (CB), Colorado. 2. Brown, Chad (LB), Colorado (choice from Indianapolis). 3. Hastings, Andre (WR), Georgia. 4. Henry, Kevin (DE), Mississippi State. 5-a. Palelei, Si'u-lagi (G), Nevada-Las Vegas. 5-b. Woodard, Marc (LB), Mississippi State (choice from Dallas). 6. Williams, Willie (CB), Western Carolina. 7-a. Zgonina, Jeff (DT), Purdue (choice from Washington). 7-b. Keith, Craig (TE), Lenoir-Rhyne. 8. Van Pelt, Alex (QB), Pittsburgh.

1992 — 11th overall (8 offensive, 6 defensive)

1. Searcy, Leon (OT), Miami. 2. Kirkland, Levon (LB), Clemson. 3. Steed, Joel (NT), Colorado. 4. Davenport, Charles (WR), North Carolina State. 5. Haller, Alan (CB), Michigan State. 6. Choice traded to San Francisco. 7-a. Campbell, Russ (TE), Kansas State. 7-b. Graham, Scottie (FB), Ohio State (choice from San Francisco). 8-a. Perry, Darren (S), Penn State (choice from Green Bay through San Francisco). 8-b. Ismail, Hesham (G), Florida. 8-c. Williams, Nate (DL), Mississippi State (choice from San Francisco). 9. Webster, Einarado (LB), Rutgers. 10. Saunders, Mike (RB), Iowa. 11. Gammon, Kendall (G/C), Pittsburg State. 12. Benton, Cornelius (QB), Connecticut.

1991 — 15th overall (7 offensive, 5 defensive)

1. Richardson, Huey (LB), Florida. 2. Graham, Jeff (WR), Ohio State. 3. Mills, Ernie (WR), Florida. 4-a. Walker, Sammy (CB), Texas Tech (choice from Denver through New England). 4-b. Cooper, Adrian (TE), Oklahoma (choice from Washington). 5. Choice to New England. 6. Thompson, Leroy (RB), Penn State. 7. Jones, Andre (LB), Notre Dame. 8. Dingman, Dean (G), Michigan. 9. McGonngal, Bruce (TE), Virginia. 10. Solomon, Anel (OT), Colorado. 11. Thomas, Elfrum (DB), Alabama. 12. Brady, Jeff (LB), Kentucky.

1990 — 21st overall (7 offensive, 6 defensive)

1. Green, Eric (TE), Liberty (choice from Minnesota through Dallas in addition to San Francisco's third-round choice through Dallas). 2. Davidson, Kenry (DE), Louisiana State. 3-a. O'Donnell, Neil (QB), Maryland. 3-b. Veasey, Craig (DT), Houston (choice from San Francisco through Dallas). 4. Calloway, Chris (WR), Michigan. 5. Foster, Barry (FB), Arkansas. 6. Heard, Ron (WR), Bowling Green. 7. Grayson, Dan (LB), Washington State. 8. Dunbar, Karl (DT), Louisiana State. 9. Jones, Gary (S), Texas A&M. 10. Miles, Eddie (LB), Minnesota. 11. Strzelczyk, Justin (OT), Maine. 12. Bell, Richard (RB), Nebraska.

1989 — 7th overall (5 offensive, 8 defensive)

1-a. Worley, Tim (RB), Georgia. 1-b. Ricketts, Tom (OT), Pittsburgh (choice from Minnesota). 2. Lake, Carnell (SS), UCLA. 3. Hill, Derek (WR), Arizona. 4. Williams, Jerrol (LB), Purdue. 5. Arnold, David (DB), Michigan. 6. Stock, Mark (WR), Virginia Military Institute. 7. Johnson, David (CB), Kentucky. 8. Asbeck, Chris (NT), Cincinnati. 9. Jenkins, A.J. (DE), Cal State Fullerton. 10. Olsavsky, Jerry (LB), Pittsburgh. 11. Slater, Brian (WR), Washington. 12. Haselrig, Carlton (NT), Pittsburgh-Johnstown.

1988 — 18th overall (7 offensive, 6 defensive)

1. Jones, Aaron (DE), Eastern Kentucky. 2. Dawson, Dermontti (C/G), Kentucky. 3. Lanza, Chuck (CB), Northeast Louisiana. 4. Choice to Kansas City. 5-a. Jordan, Darin (LB), Northeastern (choice from Phoenix). 5-b. Reese, Jerry (DL), Kentucky. 6. Williams, Warren (RB), Miami (Fla.). 7. Zeno, Marc (WR), Tulane. 8-a. Nichols, Mark (DT), Michigan State. 8-b. Hinnant, Mike (TE), Temple (choice from San Diego). 9. Lockbaum, Gordie (RB), Holy Cross. 10-a. Jackson, John (OT), Eastern Kentucky (choice from Tampa Bay). 10-b. Choice to Denver. 11. Dawson, Bobby (SS), Illinois. 12. Earle, James (LB), Clemson.

1987 — 10th overall (6 offensive, 7 defensive)

1. Woodson, Rod (CB), Purdue. 2. Hall, Delton (CB), Clemson. 3. Lockett, Charles (WR), Cal State — Long Beach. 4. Everett, Thomas (FS), Baylor. 5. Nickerson, Hardy (LB), California. 6-a. Johnson, Tim (DE), Penn State (Choice from Tampa Bay). 6-b. Lloyd, Greg (LB), Fort Valley State. 7. Kelley, Chris (TE), Akron. 8. Buchanan, Charles (DE), Tennessee State. 9. Clinkscales, Joey (WR), Tennessee. 10. Hoge, Merrill (RB), Idaho State. 11. Oswald, Paul (C), Kansas. 12. Young, Theo (TE), Arkansas.

1986 — 9th overall (6 offensive, 7 defensive)

1. Reinstre, John (G), Temple. 2. Williams, Gerald (DT/NT), Auburn. 3. Brister, Walter "Bubby" (QB), Northeast Louisiana. 4. Callahan, Bill (S), Pittsburgh. 5-a. Tucker, Erroll (CB/KR), Utah. 5-b. Jones, Brent (TE), Santa Clara (Choice from Los Angeles Raiders). 6. Bryant, Domingo (DB), Texas A&M. 7. Carter, Rodney (RB), Purdue. 8. Boso, Cap (TE), Illinois. 9. Henton, Anthony (LB), Troy State. 10. Seitz, Warren (WR/RB), Missouri. 11. Station, Larry (LB), Iowa. 12. Williams, Mike (LB), Tulsa.

1985 — 20th overall (4 offensive, 8 defensive, 1 kicker)

1. Sims, Darryl (DE), Wisconsin. 2. Benning, Mark (OT), Nebraska. 3. Hobbey, Liffort (S), Louisiana State. 4. Turk, Dan (C), Wisconsin. 5. Jacobs, Cam (LB), Kentucky. 6. Carr, Gregg (LB), Auburn. 7. Andrews, Alan (TE), Rutgers. 8. Newsome, Harry (P), Wake Forest. 9-a. Small, Fred (LB), Washington. 9-b. Harris, Andre (CB), Minnesota (Choice from New England). 10. White, Oliver (TE), Kentucky. 11. Malchak, Terry (S), Missouri. 12. Sanchez, Jeff (S), Georgia.

1984 — 23rd overall (10 offensive, 2 defensive)

1. Lipps, Louis (WR), Southern Mississippi. 2. Kolodziejski, Chris (TE), Wyoming. 3. Choice to Miami. 4-a. Thompson, Weegie (WR), Florida State. 4-b. Long, Terry (G), East Carolina (Choice from Washington). 5. Hughes, Van (DT), Southwest Texas State. 6. Brown, Chris (DB), Notre Dame. 7. Campbell, Scott (QB), Purdue. 8. Rasmussen, Randy (C-G), Minnesota. 9. Erenberg, Rich (RB), Colgate. 10. McJunkin, Kirk (G-OT), Texas. 11. Veals, Elton (RB), Tulane. 12. Gillespie, Fernandars (RB), William Jewell.

1983 — 21st overall

(9 offensive, 5 defensive)

1. Rivera, Gabriel (NT-DE), Texas Tech. 2. Capers, Wayne (WR), Kansas. 3. Seabaugh, Todd (LB), San Diego State. 4. Metcalf, Isaac (S), Baylor. 5-a. Skansi, Paul (WR), Washington. 5-b. Garrity, Gregg (WR), Penn State (choice from Washington). 6. Williams, Eric (S), North Carolina State. 7. Kirchner, Mark (G), Baylor. 8-a. Odum, Henry (RB), South Carolina State (choice from Denver). 8-b. Dunaway, Craig (TE), Michigan. 9. Wingle, Blake (G), UCLA. 10. Straughter, Roosevelt (S), Northeast Louisiana. 11. Raugh, Mark (TE), West Virginia. 12. Wiley, Roger (RB), Sam Houston State.

1982 — 12th overall

(6 offensive, 7 defensive, 1 kicker)

1. Abercrombie, Walter (RB), Baylor. 2. Meyer, John (OT), Arizona State. 3. Merriweather, Mike (LB), Pacific. 4. Woods, Rick (S), Boise State. 5. Dallafior, Ken (OT), Minnesota. 6-a. Perko, Mike (DT), Utah State. 6-b. Bingham, Craig (LB), Syracuse (choice from New Orleans). 7-a. Nelson, Edmund (DT), Auburn (choice from Washington). 7-b. Boures, Ernie (C), Pittsburgh. 8. Goodson, John (P), Texas. 9. Hirn, Mike (TE), Central Michigan. 10. Sunseri, Sal (LB), Pittsburgh. 11. Abdul-Saboor, Mikal (G), Morgan State. 12. Hughes, Al (DE), Western Michigan.

1981 — 17th overall

(6 offensive, 5 defensive)

1. Gary, Keith (DE), Oklahoma. 2. Washington, Anthony (CB), Fresno State. 3. Donnalley, Rick (C-G), North Carolina. 4. Martin, Robbie (WR-KR), Cal Poly-San Luis Obispo. 5. Martin, Rick (WR), New Mexico. 6. Hinkle, Bryan (LB), Oregon. 7. Little, David (LB), Florida. 8. Wilson, Frank (RB-TE), Rice. 9. Hunter, James (TE-OT), Southern California. 10. Maycock, Mike (S), Boston College. 11. Trocano, Rick (QB), Pittsburgh. 12. Sent to San Francisco as compensation in Willie Fry trade.

1980 — 28th overall

(10 offensive, 5 defensive)

1. Malone, Mark (QB), Arizona State. 2-a. Kohrs, Bob (LB), Arizona State (choice from N.Y. Giants). 2-b. Goodman, John (DE), Oklahoma. 3. Sydnor, Ray (TE), Wisconsin. 4. Hurley, Bill (QB), Syracuse. 5. Wolley, Craig (G), Syracuse. 6. Ilkin, Tunch (C), Indiana State. 7. Johnson, Nate (WR), Hillsdale (Michigan). 8. Walton, Ted (CB), Connecticut. 9. McCall, Ron (WR), Arkansas at Pine Bluff. 10-a. Wilson, Woodrow (CB), North Carolina State (choice from San Francisco). 10-b. Fritz, Ken (G), Ohio State. 11. Pollard, Frank (RB), Baylor. 12-a. Vachlavik, Charles (DB), Texas (choice from San Francisco). 12-b. McGriff, Tyrone (G), Florida A & M.

1979 — 28th overall

(8 offensive, 8 defensive, 1 kicker)

1. Hawthorne, Greg (RB), Baylor. 2. Valentine, Zack (LB), East Carolina. 3. None. 4-a. Davis, Russell (RB), Michigan (choice from Detroit). 4-b. Sweeney, Calvin (WR), Southern California. 5. Board, Dwaine (DE), North Carolina A & T. 6-a. Murrell, Bill (TE), Winston-Salem (choice from San Diego). 6-b. Woodruff, Dwayne (CB), Louisville (choice from New England). 6-c. Bahr, Matt (PK), Penn State. 7. Kimball, Bruce (G), Massachusetts. 8. Graves, Tom (LB), Michigan State. 9. Kirk, Rick (DE), Denison. 10. Thompson, Ted (TE), Brigham Young. 11. Moore, Charlie (C), Wichita State. 12-a. Smith, Ed (LB), Vanderbilt (choice from Philadelphia). 12-b. Almond, Mike (WR), Northwestern Louisiana.

1978 — 22nd overall

(6 offensive, 6 defensive, 2 kickers)

1. Johnson, Ron (CB), Eastern Michigan. 2. Fry, Willie (DE), Notre Dame. 3. Colquitt, Craig (P), Tennessee. 4. Anderson, Larry (CB), Louisiana Tech. 5. Choice traded to Green Bay for Dave Purefoy. 6. Reutenshan, Randy (WR), Pittsburgh. 7. Dufresne, Mark (TE), Nebraska. 8-a. Moser, Rick (RB), Rhode Island (choice from St. Louis for Marv Kellum). 8-b. Keys, Andre (WR), California Poly. 9. Reynolds, Lance (OT), Brigham Young. 10-a. Becker, Doug (LB), Notre Dame. 10-b. Junch, Tom (PK), Northern Arizona (choice from Tampa Bay for Ernie Holmes). 11-a. Terry, Nat (CB), Florida State (choice from Tampa Bay for Ernie Holmes). 11-b. Brzozka, Tom (C), Pittsburgh. 12. Carr, Brad (LB), Maryland.

1977 — 21st overall

(10 offensive, 8 defensive)

1. Cole, Robin (LB), New Mexico. 2. Thornton, Sidney (RB), Northwestern Louisiana. 3-a. Beasley, Tom (DT), Virginia Tech (choice from New York Jets). 3-b. Smith, Jim (WR), Michigan. 4-a. Petersen, Ted (C), Eastern Illinois (choice from Green Bay). 4-b. Smith, Laverne (RB), Kansas (choice from Chicago). 4-c. Audick, Dan (G), Hawaii. 5-a. Stoudt, Cliff (QB), Youngstown State (choice from Kansas City). 5-b. Courson, Steve (G), South Carolina (choice from Detroit). 5-c. Winston, Dennis (LB), Arkansas. 6. Harris, Paul (LB), Alabama. 7. Frisch, Randy (DT), Missouri. 8. August, Phil (WR), Miami (Fla.). 9. Kelly, Roosevelt (TE), Eastern Kentucky. 10-a. Cowans, Alvin (DB), Florida (choice from Buffalo). 10-b. LaCrosse, Dave (LB), Wake Forest. 11. West, Lou (DB), Cincinnati. 12. Stephens, Jimmy (TE), Florida.

1976 — 28th overall

(12 offensive, 10 defensive)

1. Cunningham, Bennie (TE), Clemson. 2-a. Pinney, Ray (C), Washington (choice from Chicago). 2-b. Kruczek, Mike (QB), Boston College (choice from Baltimore). 2-c. Files, James (G-C), McNeese State. 3-a. Coder, Ron (DT), Penn State (choice from Green Bay). 3-b. Pough, Ernest (WR), Texas Southern. 4-a. Monds, Wonder (S), Nebraska (choice from Baltimore). 4-b. Bell, Theo (WR), Arizona. 5. Norton, Rodney (LB), Rice. 6-a. Dunn, Gary (DT), Miami (Fla.), (choice from St. Louis). 6-b. Deloplane, Jack (RB), Salem (W. Va.). 7. Burton, Barry (TE), Vanderbilt. 8. McAleney, Ed (DE), Massachusetts. 9. Gaines, Wentford (CB), Cincinnati. 10. Campbell, Gary (LB), Colorado. 11. Fuchs, Roland (RB), Arkansas. 12. Carroll, Bill (WR), East Texas State. 13. Kain, Larry (LB), Ohio State. 14. Fields, Wayne (DB), Florida. 15. Davis, Mel (DE), North Texas State. 16. Bullets, Randy (RB), Kearney State. 17. Kirk, Kelvin (WR), Dayton.

1975 — 26th overall

(12 offensive, 9 defensive)

1. Brown, Dave (DB), Michigan. 2. Barber, Bob (DE), Grambling. 3. White, Walter (TE), Maryland. 4. Evans, Harold (LB), Houston. 5. Sexton, Brent (DB), Elon. 6. Crenshaw, Marvin (OT), Nebraska. 7. Mattingly, Wayne (OT), Colorado. 8. Kropp, Tom (LB), Kearney St. (choice from Kansas City). 8-a. Humphrey, Al (DE), Tulsa. 9. Clark, Eugene (G), UCLA (choice from New England). 9-a. Reimer, Bruce (RB), No. Dakota St. 10. Heyer, Kirk (DT), Kearney St. (choice from New England). 10-a. Gray, Archie (WR), Wyoming. 11. Little, Randy (TE), W. Liberty St. (W. Va.). 12. Murphy, Greg (DE), Penn St. 13. Gaddis, Robert (WR), Mississippi Valley. 14. Collier, Mike (RB), Morgan St. 15. Thatcher, Jim (WR), Langston (choice from Kansas City). 15-a. Smith, Marty (DT), Louisville. 16. Bassler, Miller (TE), Houston. 17. Hegener, Stan (G), Nebraska.

1974 — 21st overall

(10 offensive, 11 defensive)

1. Swann, Lynn (WR), So. California. 2. Lambert, Jack (LB), Kent St. 3. Choice to Oakland. 4-a. Stallworth, John (WR), Alabama A. & M. (choice from New England). 4-b. Allen, Jim (DB), UCLA. 5. Webster, Mike (C), Wisconsin. 6-a. Wolf, James (DE), Prairie View (choice from Denver). 6-b. Druschel, Rick (OT), No. Carolina St. 7-a. Sitterle, Allen (OT), No. Carolina St. (choice from New England). 7-b. Garske, Scott (TE), Eastern Washington St. 8. Gelert, Mark (LB), Purdue. 9-a. Reamon, Tom (RB), Missouri (choice from Denver). 9-b. Davis, Charlie (DT), Texas Christian

10-a. Kregel, Jim (G), Ohio St. (choice from New England). 10-b. Atkinson, Dave (DB), Brigham Young. 11. Morton, Dickey (RB), Arkansas. 12. Lickiss, Hugh (LB), Simpson (Iowa). 13. Kolch, Frank (QB), Eastern Michigan. 14. Henley, Bruce (DB), Rice. 15. Hunt, Larry (DT), Iowa St. 16. Morgan, Octavus (LB), Illinois. 17. Moore, Larry (DE), Angelo St. (Tex.)

1973 — 24th overall

(7 offensive, 13 defensive)

1. Thomas, James (DB), Florida St. 2. Phares, Ken (DB), Mississippi St. 3. Bernhardt, Roger (G), Kansas. 4. Clark, Gail (LB), Michigan St. 5. Reavis, David (DE), Arkansas (choice from New Orleans). 5-a. Clark, Larry (LB), No. Illinois. 6-a. Bell, Ron (RB), Illinois St. (choice from Denver). 6-b. Scolnik, Glen (WR), Indiana. 7. Dorsey, Nate (DE), Mississippi Valley. 8-b. Toews, Loren (LB), California (choice from Denver). 8-b. Janssen, Bill (OT), Nebraska. 9. Bonham, Bracy (G), No. Carolina Central. 10. Wunderly, Don (DT), Arkansas. 11. White, Bob (DB), Arizona. 12. Lee, Willie (RB), Indiana St. 13. Fergerson, Rick (WR), Kansas St. 14. Cowan, Roger (DT), Stanford. 15. Cross, Charles (DB), Iowa. 16. Nardi, Glen (DT), Navy. 17. Shannon, Mike (DT), Oregon St.

1972 — 13th overall

(11 offensive, 8 defensive)

1. Harris, Franco (RB), Penn State. 2. Gravelle, Gordon (OT), Brigham Young. 3. McMakin, John (TE), Clemson. 4. Brinkley, Lorenzo (DB), Missouri (choice from NY Giants). 4-a. Bradley, Ed (LB), Wake Forest. 5. Furness, Steve (DE), Rhode Island. 6. Meyer, Dennis (DB), Arkansas. 7. Colquitt, Joe (DE), Kansas St. (choice from NY Giants). 8. Vincent, Stahle (RB), Rice. 9. Kelley, Don (DB), Clemson. 10. Brown, Bob (DT), Tampa. 11. Gilliam, Joe (QB), Tennessee St. 12. Curl, Ron (OT), Michigan St. 13. Messmer, Ernie (DT), Villanova. 14. Durrance, Tom (RB), Florida. 15. Hulecki, John (G), Massachusetts (choice from Houston). 15-a. Harrington, Charles (G), Wichita. 16. Hawkins, Nate (WR), Nevada-Las Vegas. 17. Linehan, Ron (LB), Idaho.

1971 — 8th overall

(11 offensive, 10 defensive, 1 kicker)

1. Lewis, Frank (WR), Grambling. 2. Ham, Jack (LB), Penn St. 3. Davis, Steve (RB), Delaware St. 4. Mullins, Gerry (G), So. California. 4-a. White, Dwight (DE), E. Texas St. (choice from Baltimore). 5. Brown, Larry (TE), Kansas (choice from New Orleans). 5-a. Holmes, Melvin (OT), No. Car. A&T. 5-b. Anderson, Ralph (DB), W. Texas St. (choice from Miami). 5-c. Brister, Fred (LB), Mississippi (choice from Minnesota). 6. Hanneman, Craig (G), Oregon St. 7. McClure, Worthy (OT/G), Mississippi. 8. Crowe, Larry (RB), Texas Southern (choice from New Orleans). 8-a. Rogers, Paul (K), Nebraska. 8-b. Holmes, Ernie (DT), Texas Southern (choice from Miami). 9. Anderson, Mike (LB), Louisiana St. 10. O'Shea, Jim (LB), Boston College. 11. Wagner, Mike (DB), Western Illinois. 12. (Choice to Baltimore). 13. Young, Alfred (WR), So. Car. St. 14. Evans, McKinney (DB), New Mex. Highlands. 15. Makin, Ray (G), Kentucky. 16. Huntley, Walter (DB), Trinity (Tex.). 17. Enle, Dan (RB), Howard Payne.

1970 — 1st overall

(12 offensive, 7 defensive)

1. Bradshaw, Terry (QB), Louisiana Tech. 2. Shanklin, Ron (WR), North Texas St. 3. Blount, Mel (DB), Southern. 4. George, Ed (OT), Wake Forest. 4-a. Evenson, Jim (RB), Oregon (choice from New York Giants). 5. Stagers, Jon (WR), Missouri. 6. Barrera, Manuel (LB), Kansas State. 6-a. Kegler, Clarence (OT), So. Carolina St. 7. Griffin, Danny (RB), Texas-Arlington. 8. Smith, Dave (WR), Indiana (Pa.). 9. Crennel, Carl (LB), West Virginia. 10. Brown, Isiah (DB), Stanford. 11. Hunt, Calvin (C), Baylor. 12. Sharp, Rick (OT), Washington. 13. Main, Billy (RB), Oregon St. 14. Askson, Burl (LB), Texas Southern. 15. Keppy, Glen (DT), Platteville (Wis.). 16. Yanosky, Frank (DT), Tennessee. 17. Key, Harry (TE), Mississippi Valley.

1969 — 4th overall

(9 offensive, 7 defensive, 1 kicker)

1. Greene, Joe (DT), No. Texas St. 2. Hanratty, Terry (QB), Notre Dame. 2-a. Bankston, Warren (RB), Tulane (choice from San Francisco). 3. Kolb, Jon (C), Oklahoma St. 4. Campbell, Bob (RB), Penn St. 5. Choice to St. Louis. 6. Choice to Green Bay. 7. Beatty, Charles (DB), No. Texas St. 7-a. Brown, Chadwick (OT), E. Texas St. 8. Cooper, Joe (WR), Tennessee St. 9. Sodaski, John (DB), Villanova. 10. Greenwood, L.C. (DE), Arkansas AM & N. 11. Washington, Clarence (DT), Arkansas AM & N. 12. Fisher, Doug (LB), San Diego St. 13. Lynch, John (LB), Drake. 14. Houmard, Bob (RB), Ohio U. 15. Liberto, Ken (WR), Louisiana Tech. 16. Mosley, Dock (WR), Alcorn A & M. 17. Eppright, Bill (K), Kent St.

1968

1. Taylor, Mike (OT), So. California. 2. Ruple, Ernie (OT), Arkansas. 3. Choice to Cleveland. 3-a. Henderson, Jon (WR), Colorado St. (choice from Minnesota). 3-b. Herbert, Ken (K), Houston (choice from Los Angeles). 4. Choice to Green Bay. 5. Choice to Green Bay. 6. Choice to Atlanta. 7. Dalton, Doug (RB), New Mexico St. 7-a. Glennon, Bill (DT), Washington (choice from Los Angeles). 8. Holman, Danny (QB), San Jose St. 9. Knight, John (DE), Weber St. 10. Choice to Cleveland. 11. King, Kim (RB), Georgia Tech. 12. Wheeler, Sam (LB), Wisconsin. 13. Roundy, Joe (G), Puget Sound. 14. Harris, Lou (DB), Kent St. 15. Lanning, Bob (DE), No. Montana. 16. Bleier, Rocky (RB), Notre Dame. 17. Cole, Bob (LB), So. Carolina.

1967

1. Choice to Green Bay. 2. Shy, Don (RB), San Diego St. 3. Choice to San Francisco. 3-a. Freitas, Rockne (C), Oregon (choice from Philadelphia). 4. May, Ray (LB), So. California. 5. Choice to Green Bay. 6. Choice to Atlanta. 6-a. Haggerty, Mikey (OT), Miami (Fla.). 7. Choice to Washington. 8. Barnes, Mike (OT), Purdue. 8-a. Foruna, John (QB), Idaho (choice from Minnesota). 9. Otis, Paul (DT), Houston. 10. Wiley, Bill (LB), Fresno St. 11. Whitcomb, Jim (WR), Emporia St. (Kan.). 12. Choice to Baltimore. 13. Homan, Jim (G), So. California. 14. Anderson, Chel (TE), Minnesota. 15. Love, Mike (RB), Abilene Christian. 16. Smith, Bill (C), Oregon. 17. Davenport, Mike (RB), Wyoming.

1966

1. Letfridge, Dick (RB), West Virginia. 2. Gagner, Larry (G), Florida. 3. Killorn, Pat (C), Syracuse. 4. Choice to Chicago. 5. Choice to Detroit. 6. Choice to Minnesota. 7. Boozer, Emerson (RB), Maryland St. 8. Choice to New York. 9. Stewart, Dale (WR), Pittsburgh. 10. Manori, Jerry (RB), Wyoming. 11. Washington, Charley (RB), Grambling. 12. Choice to Dallas. 13. Dial, Benjy (QB), Eastern New Mexico. 14. Novogratz, Joe (LB), Pittsburgh. 15. Dobson, Joe (OT), Idaho. 16. Long, Jim (WR), Purdue. 17. Brundage, Mike (QB), Oregon. 18. Lucas, Kenny (QB), Pittsburgh. 19. Neilson, Dave (QB), Albion. 20. Springer, Ron (OT), Albion.

1965

1. Choice to Chicago. 2. Jefferson, Roy (WR), Utah. 3. Choice to New York. 4. Choice to Detroit. 5. Choice to Green Bay. 6. Choice to Green Bay. 7. Browning, Charlie (RB), Washington. 8. Howley, Bill (E), Pittsburgh. 9. Neville, Tom (T), Mississippi St. 10. Tobey, Dave (C), Oregon. 11. Molden, Frank (T), Jackson St. 12. Lofquist, Craig (B), Minnesota. 13. Wilburn, J. R. (B), South Carolina. 14. Butler, Jim (B), Edward Waters. 15. Carrell, John (T), Texas Tech. 16. Dusenbury, Doug (K), Kansas St. 17. Canale, Phil (B), Tennessee. 18. Howard, Bob (B), Stanford. 19. Price, Lonnie (B), Southwestern Louisiana. 20. Fertig, Craig (QB), So. Carolina.

1964

1. Martha, Paul (B), Pittsburgh. 2. Choice to Chicago. 2-a Kelly, Jim (E), Notre Dame (choice from Chicago). 3. Baker, Ralph (LB), Penn State. 4. McGee, Ben (T), Jackson St. 5. Alley, T. W. (T), William & Mary. 6. Gibson, Tom (G), So. Carolina. 7. Smith, Bobby (B), No. Texas St. 8. Currington, Bob (B), No. Carolina College. 9. Nichols, Bob (T), Stanford. 10. Choice to Cleveland. 11. Soleau, Bob (G), William & Mary. 12. Sherman, Bob (B), Iowa. 13. Baker, Glenn (T), Washington St. 14. Jenkins, Tom (G), Ohio St. 15. Brown, Barry (E), Florida. 16. Kesler, Ed (B), No. Carolina. 17. Shaw, Dennis (C), Detroit. 18. Dobbins, Oliver (B), Morgan St. 19. Marshall, Don (T), Lehigh. 20. Generalovich, Brian (E), Pittsburgh.

1963

1. Choice to Chicago. 2. Choice to Baltimore. 3. Choice to Green Bay. 4. Choice to Chicago. 5. Choice to Los Angeles. 6. Choice to Chicago. 7. Choice to Green Bay. 8. Atkinson, Frank (T), Stanford. 9. Carrington, Gene (T), Boston College. 10. Nelsen, Bill (QB), So. California. 11. Dixon, Hewitt (B), Florida A & M. 12. Curry, Roy (B), Jackson St. 13. Gray, Hal (LB), Los Angeles St. 14. Dickerson, Bob (E), Bethune-Cookman. 15. Szykowny, Matt (QB), Iowa. 16. Russell, Andy (LB), Missouri. 17. Stein, Tim (C), Miami (Ohio). 18. Bradshaw, Jim (B), Chattanooga. 19. Berg, Roger (T), St. Thomas (Minn.). 20. Traficant, Jim (QB), Pittsburgh.

1962

1. Ferguson, Bob (B), Ohio St. 2. Choice to Chicago. 3. Choice to Los Angeles. 4. Choice to Detroit. 5. Choice to Baltimore. 6. Choice to San Francisco. 7. Collins, Jack (B), Texas. 8. Ballman, Gary (B), Michigan St. 9. Powers, John (E), Notre Dame. 10. Vignali, Larry (G), Pitt. 11. Willis, Bob (E), California. 12. Mudie, Sam (QB), Rutgers. 13. Woodward, Dave (T), Auburn. 14. Whitaker, Jim (E), Nevada. 15. Hatch, Vern (E), No. Carolina College. 16. Ply, Bobby (QB), Baylor. 17. Tucker, Nat (B), Florida A & M. 18. Yarbrough, Darrell (T), Northwest Louisiana St. 19. Kuprok, John (E), Pittsburgh. 20. Knight, John (B), Valparaiso.

1961

1. Choice to San Francisco. 2. Pottios, Myron (LB), Notre Dame. 3. Choice to Detroit. 4. Choice to San Francisco. 5. Choice to Baltimore. 6. Choice to Los Angeles. 7. Hoak, Dick (B), Penn St. 8. Balthazar, George (T), Tennessee A & I. 9. Choice to San Francisco. 10. Mack, Bill (B), Notre Dame. 11. Clements, Skip (B), No. Carolina. 12. Jackunas, Frank (T), Detroit. 13. Choice to San Francisco. 14. Schmitz, Bob (LB), Montana St. 15. McConn, Ray (B), West Texas St. 16. Scott, Wilbert (B), Indiana. 17. Nofsinger, Terry (QB), Utah. 18. Simko, John (E), Augustana (S.D.). 19. Wyatt, Bernie (B), Iowa. 20. Jones, Mike (B), San Jose St.

1960

1. Spikes, Jack (B), TCU. 2. Choice to Cleveland. 3. Choice to Los Angeles. 4. Choice to Detroit. 5. Choice to St. Louis. 6. Choice to Los Angeles. 7. Dennis, Lonnie (G), Brigham Young. 8. Lanphear, Dan (G), Wisconsin. 9. Harris, Marshall (B), TCU. 10. Kapele, John (T), Brigham Young. 11. Choice to San Francisco. 12. Butler, Earl (T), No. Carolina. 13. Womack, Joe (B), Los Angeles St. 14. Keys, Brady (B), Colorado St. 15. Essensmacker, Larry (T), Alma. 16. Ames, Dave (B), Richmond. 17. Chamberlain, Dale (B), Miami (Ohio). 18. Lee, Charley (T), Iowa. 19. Turley, Howard (E), Louisville. 20. Harshberger, George (T), Wichita.

1959

1. Choice to San Francisco. 2. Choice to Detroit. 3. Choice to Los Angeles. 4. Choice to Los Angeles. 5. Choice to Green Bay. 6. Choice to Detroit. 7. Choice to Washington. 8. Barnett, Tom (B), Purdue. 9. Davis, Hal (G), Houston. 10. Gunnels, Riley (T), Georgia. 11. Curtis, Overton (B), Utah St. 12. Pavliska, Bill (B), Baylor. 13. Bohling, Dewey (B), Hardin-Simmons. 14. Peppercorn, John (E), Kansas. 15. Brodnax, John (B), LSU. 16. Carnico, Bill (G), No. Texas St. 17. Leeka, Bill (T), UCLA. 18. Senturion, John (T), So. California. 19. Kocourek, Dave (E), Wisconsin. 20. Hayes, Rudy (B), Clemson. 21. Green, Johnny (QB), Chattanooga. 22. Polk, Burley (T), Hardin-Simmons. 23. Davie, Ernye (B), McMurry (Tex.). 24. Farmer, Wayne (T), Purdue. 25. Miller, Ron (E), Vanderbilt. 26. Scott, John (T), Ohio St. 27. Tolar, Charley (B), Northwestern Louisiana. 28. Hall, Ronnie (B), Missouri Valley. 29. Loncar, Dick (T), Notre Dame. 30. Fierstad, Willis (B), Minnesota.

1958

1. Choice to San Francisco. 2. Krutko, Larry (B), West Virginia. 3. Krisher, Bill (G), Oklahoma. 4. Choice to Los Angeles. 5. Choice to Los Angeles. 6. Lasse, Dick (E), Syracuse. 7. Choice to Baltimore. 8. Choice to Detroit. 9. Choice to Detroit. 10. Campbell, Dick (D), Marquette. 11. Aldrich, Larry (E), Idaho. 12. Reed, Leroy (B), Mississippi. 13. Choice to San Francisco. 14. Jennings, Doyle (T), Oklahoma. 15. Sears, Ed (B), Florida. 16. Perkins, John (T), Mississippi Southern. 17. Lewis, Joe (T), Compton JC (Calif.). 18. Choice to Detroit. 19. Keady, Gene (B), Kansas St. 20. Johnson, George (T), Wake Forest. 21. Jones, Everett (G), Utah. 22. Thompson, Bill (E), Duke. 23. Trowbridge, Ken (B), No. Carolina St. 24. Roberts, Norm (E), E. Texas St. 25. Groce, Bill (B), No. Texas St. 26. Evans, Jon (E), Oklahoma A & M. 27. Dellinger, Floyd (B), Texas Tech. 28. Akin, Dean (E), Jacksonville St. (Ala.). 29. Fuquay, Merf (E), Baylor. 30. Scherer, Dick (E), Pittsburgh.

1957

1. Dawson, Lenny (QB), Purdue. 2. Michael, Bill (T), Ohio St. 3. Owens, Don (T), Mississippi Southern. 4. Choice to Washington. 5. Richards, Perry (E), Detroit. 6. Volkert, George (B), Georgia Tech. 7. Johnson, Curley (B), Houston. 8. Choice to Chicago Bears. 9. Hutchings, Charley (T), Miami (Fla.). 10. Jelic, Ralph (B), Pittsburgh. 11. Hughes, Dick (B), Tulsa. 12. Ellison, Vern (G), Oregon St. 13. Underwood, Dwaine (T), Oklahoma A & M. 14. Crawford, Jim (B), Wyoming. 15. Canil, Herman (T), Pittsburgh. 16. Choice to Baltimore. 17. Salvaterra, Conny (B), Pittsburgh. 18. Bigbee, Len (E), E. Texas St. 19. Bennett, Phil (E), Miami (Fla.). 20. Szeuhan, John (T), No. Carolina St. 21. Cichowski, Gene (QB), Indiana. 22. Thomas, Aurelius (G), Ohio St. 23. Pollock, Bob (T), Pittsburgh. 24. Francis, Gary (E), Illinois. 25. Hinesley, Jim (E), Michigan St. 26. Swann, Bob (T), Vanderbilt. 27. Konkoly, Bob (B), Xavier. 28. Kolinsky, Frank (T), Tennessee. 29. Ramage, Tom (G), Utah St. 30. Serier, Don (E), Arkansas St.

1956

Bonus Choice: Glick, Gary (B), Colorado St. 1. Davis, Art (B), Mississippi St. 2. Krupa, Joe (T), Purdue. 3. Taylor, Jim (C), Baylor. 4. Murley, Dick (G), Purdue. 5. Murakowski, Bill (B), Purdue. 6. Taylor, Ray (B), TCU. 7. Gaspari, Dick (C), George Washington. 8. Wellman, Vere (G), Wichita. 9. Edmonds, Wayne (G), Notre Dame. 10. Baldacci, Lou (B), Michigan. 11. Choice to Detroit. 12. Tarasovic, Phil (E), Yale. 13. Holley, Weldon (B), Baylor. 14. Emmons, Jim (T), Alabama. 15. Choice to San Francisco. 16. Reed, Lionel (B), Cen. Oklahoma St. 17. Schmidt, Bill (G), Pittsburgh. 18. Stephens, John (B), Holy Cross. 19. Jacobs, Jerry (G), Florida St. 20. Glatz, Fred (E), Pittsburgh. 21. Martell, Gene (T), Notre Dame. 22. DiPasquale, Ray (B), Pittsburgh. 23. Neft, Pete (QB), Pittsburgh. 24. Engram, Bryan (E), TCU. 25. O'Dell, Bill (B), Clemson. 26. Sweeney, Frank (G), Xavier. 27. Benson, Buddy (B), Arkansas. 28. DeGraaf, Bill (B), Cornell. 29. Thompson, Wes (T), Alabama.

1955

1. Varrichione, Frank (T), Notre Dame. 2. Choice to Los Angeles. 3. Bernet, Ed (E), SMU. 4. Broussard, Fred (C), Texas A & M & Northwestern Louisiana. 5. Mason, George (T), Alabama. 6. Harkey, Lem (B), Emporia. 7. Reeve, Hal (T), Oregon. 8. Choice to Detroit. 9. Unitas, John (QB), Louisville. 10. Boyle, Terry (T), Cincinnati. 11. Eaton, Vic (QB), Missouri. 12. Cooke, Jim (E), Lincoln (Pa.). 13. Whitmer, Bob (B), Purdue. 14. Byrne, John (G), John Carroll. 15. Duckett, Ellis (B), Michigan St. 16. Vincent, Frank (C), Glenville St. (W. Va.). 17. Merchant, Ed (B), Miami (Ohio). 18. Maier, George (G), Marshall. 19. Smith Ed (B), Texas Southern. 20. Matykiewicz, Lou (E), Iowa. 21. Phenix, Rees (T), Georgia Tech. 22. McCabe, Richie (B), Pittsburgh. 23. Holz, Gordy (T), Minnesota. 24. Mayock, Mike (E), Villanova. 25. Bull, Charlie (G), Missouri. 26. Soltau, Jim (E), Minnesota. 27. Sanford, Bill (B), Hofstra. 28. Williams, Dave (G), Ohio St. 29. Sinclair, Bernie (E), Texas A & M. 30. Caruzzi, Jim (B), Marquette.

1954

1. Lattner, John (B), Notre Dame. 2. Stark, Pat (B), Syracuse. 3. Miner, Tom (E), Tulsa. 4. Choice to Los Angeles. 5. Choice to San Francisco. 6. Pepper, Laurin (B), Mississippi Southern. 7. O'Brien, Jack (E), Florida. 8. Cameron, Paul (B), UCLA. 9. Zornbeck, Joe (E), Pittsburgh. 10. Fisher, Bob (T), Tennessee. 11. Cimarrilli, Lou (B), Pittsburgh. 12. Fritz, Don (E), Cincinnati. 13. Lattimer, Charley (C), Maryland. 14. Bradford, Roger (E), Waynesburg & Duquesne. 15. Drake, Tom (G), Chattanooga. 16. Krol, Cas (T), Detroit. 17. Fulyier, Joe (C), Oregon St. 18. Penza, Don (E), Notre Dame. 19. Rydalc, Don (B), Utah. 20. Prender, Fred (B), W. Chester St. 21. Tassotti, Dan (T), Miami (Fla.). 22. Lapsley, John (G), Northeastern. 23. Pascarella, Joe (T), Penn St. 24. Flanagan, Jack (E), Detroit. 25. Barron, Jim (T), Mississippi St. & Tulsa. 26. Varaitis, Joe (B), Penn. 27. Yewcic, Tom (B), Michigan St. 28. Bush, Joe (G), Notre Dame. 29. Fagan, Joe (T), John Carroll. 30. Sweatte, Juel (B), Oklahoma.

1953

1. Marchibroda, Ted (QB), Detroit & St. Bonaventure. 2. John Henry Johnson (B), St. Marys (Cal.) & Arizona St. 3. Matuszak, Marv (LB), Tulsa. 4. Colteryann, Lloyd (E), Maryland. 5. Gagna, Bob (T), Wake Forest. 6. Barton, Tom (G), Clemson. 7. Alderton, John (E), Maryland. 8. Perry, Lowell (E), Michigan. 9. Sarnese, Pat (T), Temple. 10. Holohan, Frank (T), Tennessee. 11. Choice to Chicago Bears. 12. Robertson, Jerry (B), Kansas. 13. Davis, Leo (E), Bradley. 14. Montgomery, Charley (T), Mississippi. 15. O'Neill, Bob (E), Notre Dame. 16. Zachary, John (B), Miami (Ohio). 17. Quinn, Reed (B), Florida. 18. Holben, Carl (T), Duke. 19. Williams, John (B), Louisville. 20. Hayley, Wil Lee (E), Auburn. 21. Earley, Don (G), So. Carolina. 22. O'Connor, Ed (T), Maryland. 23. Correll, Ray (G), Kentucky. 24. Schneidenbach, Bob (B), Miami (Fla.). 25. Hampel, Vic (E), Houston. 26. McLaren, Jack (E), Bethune-Cookman. 27. Delaney, Jack (B), Cincinnati. 28. Cimini, Joe (T), Mississippi St. 29. Massaro, Art (B), W & J. 30. Tepe, Lou (C), Duke.

1952

1. Modzelewski, Ed (B), Maryland. 2. Tarasovic, George (C), LSU. 3. Wadiak, Steve (B), So. Carolina. 4. Gearding, Jack (T), Xavier. 5. Choice to Chicago Bears. 6. Choice to Los Angeles. 7. Hipps, Claude (B), Georgia. 8. Choice to Chicago Bears. 9. Payne, Herky (B), Tennessee. 10. Gilmartin, George (B), Xavier. 11. Spinks, Jack (B), Alcorn A & M. 12. McFadden, Marv (T), Michigan St. 13. Flood, Dave (B), Notre Dame. 14. Davis, June (G), Texas. 15. Pivrotto, Dick (B), Princeton. 16. Ladygo, Pete (G), Maryland. 17. Smithwick, Pat (E), St. Norberts. 18. MacDonald, Andy (B), Cen. Michigan. 19. Kerkorian, Gary (QB), Stanford. 20. Simeone, Dan (T), Villanova. 21. Babcock, Harry (E), Georgia. 22. Byrne, Bob (B), Montana St. 23. Pollock, Vic (B), Army. 24. Bestwick, Bob (QB), Pittsburgh. 25. Robinson, Bill (B), Lincoln (Mo.). 26. Wilson, Bobby (B), Alabama. 27. Doyle, Skip (B), Ohio St. 28. Hanifan, Jerry (B), St. Bonaventure. 29. Wanner, Chris (E), Pittsburgh. 30. Kissel, Ed (B), Wake Forest.

1951

1. Avinger, Clarence (B), Alabama. 2. Ortmann, Chuck (B), Michigan. 3. Sulima, George (E), Boston University. 4. French, Barry (T), Purdue. 5. Sampson, Floyd (B), McMurry. 6. Dordt, Dale (G), Colorado A & M. 7. Mathews, Ray (B), Clemson. 8. Minarik, Hank (E), Michigan St. 9. Schweder, John (G), Penn. 10. Salata, Paul (E), So. California. 11. McCitcheon, Joe (G), Washington & Lee. 12. Brandt, Jim (B), St. Thomas (Minn.). 13. Szabo, Bill (T), Bucknell. 14. Mizerany, Mike (G), Alabama. 15. Webb, Clay (B), Kentucky. 16. Oberg, Lambert (C), Trinity (Conn.). 17. Ghelmann, Ted (T), William & Mary. 18. Field, Pat (B), Georgia. 19. Pavlikowski, Bill (B), Boston University. 20. Donnelly, Tom (T), Holy Cross. 21. Cheatham, Ernie (T), Loyola (Cal.). 22. Hendley, Dick (B), Clemson. 23. Minor, Joe (E), John Carroll. 24. Alois, Art (C), San Francisco. 25. Calvin, Tommy (B), Alabama. 26. Pearman, Bill (G), Tennessee. 27. Radcliffe, Bob (B), Wisconsin. 28. Hansen, Howie (B), UCLA. 29. Smith, Fred (E), Tulsa. 30. Gruble, John (E), Tennessee.

1950

1. Chandors, Lynn (B), Michigan St. 2. Stautner, Ernie (T), Boston College. 3. Hughes, George (G), William & Mary. 4. Choice to Chicago Bears. 5. Allen, Lou (T), Duke. 6. Maltson, Ed (B), Trinity (Texas). 7. Smith, Truett (B), Mississippi St. & Wyoming. 8. Rogel, Fran (B), Penn St. 9. Druen, Max (T), Tulane. 10. Choice to Chicago Cards. 11. Williams, Charley (E), Sam Houston St. 12. Choice to Chicago Cards. 13. Norton, Negley (T), Penn St. 14. Kynes, Jim (C), Florida. 15. Russell, Harry (B), San Jose St. 16. Barkouskie, Bernie (G), Pittsburgh. 17. Bodine, Al (B), Georgia. 18. Powell, Kenneth (E), No. Carolina. 19. Gaul, Frank (T), Notre Dame. 20. DeNoia, Mike (B), Scranton. 21. Tomlinson, Dick (G), Kansas. 22. Burak, Stan (B), George Washington. 23. Kersulis, Walt (E), Illinois. 24. Weaver, John (G), Miami (Ohio). 25. Numbers, Bob (C), Lehigh. 26. Vaccaro, Nick (B), Florida. 27. Kreiser, Elmer (E), Bloomsburg St. 28. Diehl, Jerry (B), Idaho. 29. DePasqua, Carl (B), Pittsburgh. 30. Hudak, Ed (T), Notre Dame.

1949

1. Gage, Bobby (B), Clemson. 2. Davis, Harper (B), Mississippi St. 3. Walsh, Bill (C), Notre Dame. 4. Geri, Joe (B), Georgia. 5. Long, Bill (E), Oklahoma A & M. 6. Brightwell, Doug (C), TCU. 7. Talarico, Bill (B), Penn. 8. Brown, George (G), TCU. 9. Breenan, Tom (T), Boston College. 10. Hood, Bob (E), Alabama. 11. Sanders, Al (C), Mississippi Southern. 12. Finks, Jimmy (B), Tulsa. 13. Walston, R. R. (G), No. Texas St. 14. Moon, Dave (B), SMU. 15. Sobczak, Ed (E), Michigan. 16. Snell, Denward (T), Auburn. 17. Kissel, Veto (B), Holy Cross. 18. Shipman, Clint (T), E. Texas St. 19. McBridge, Jack (E), Rice. 20. Mann, Ben (G), Mississippi. 21. Jackura, Joe (C), Georgia. 22. Johnson, Lloyd (B), W. Texas St. 23. Owens, Jim (E), Oklahoma. 24. Snowden, Ivan (T), Texas A & I. 25. Goff, Bobby (B), Texas A & M.

1948

1. Edwards, Dan (E), Georgia. 2. Nuzum, Jerry (B), New Mexico A & M. 3. Wozniak, John (G), Alabama. 4. Gasparella, Joe (QB), Notre Dame. 5. Long, Bill (B), Penn. 6. Cooper, Jim (C), No. Texas St. 7. Ryan, Ed (E), St. Mary's (Cal.). 8. Deranek, Dick (B), Indiana. 9. Redfield, Paul (T), Colgate. 10. Papach, George (B), Purdue. 11. Finical, Tom (E), Princeton. 12. Lane, Clayton (T), New Hampshire. 13. Mazuca, Dick (G), Canisius. 14. McPeak, Bill (E), Pittsburgh. 15. Mansoline, Frank (B), Scranton. 16. Lane, Tom (T), Muhlenburg. 17. Barbolak, Pete (T), Purdue.

18. Fogler, Fred (B), Duke. 19. Snyder, Charley (T), Marshall. 20. Stevens, Tally (E), Utah. 21. Norman, Dike (C), Washington & Lee. 22. Simmons, Floyd (B), Notre Dame. 23. Hausser, Paul (T), Wichita. 24. Ramsay, Bob (B), SMU. 25. Whitlow, Felton (T), No. Texas St. 26. Bowen, Dinky (B), Georgia Tech. 27. Gibron, Abe (G), Purdue. 28. Hilken, Bruce (T), Michigan. 29. Zuchowski, Ted (T), Toledo. 30. DeMatteo, Tony (B), Pittsburgh.

1947

1. Bechtol, Hub (E), Texas. 2. Mastrangelo, John (G), Notre Dame. 3. Wydo, Frank (T), Cornell. 4. Aschenbrenner, Frank (B), Northwestern. 5. Meeks, Bryant (C), So. Carolina. 6. Shipkey, Jerry (B), UCLA. 7. Vander Clute, Bert (G), Wesleyan. 8. Gibson, Paul (E), No. Carolina St. 9. Medd, Jack (C), Wesleyan. 10. Fitch, Jack (B), No. Carolina. 11. Parseghian, Ara (B), Miami (Ohio). 12. Moore, Bill (T), Penn St. 13. Bruno, Larry (B), Geneva. 14. Jenkins, Ralph (C), Clemson. 15. Nickel, Elbie (E), Cincinnati. 16. Cregar, Bill (C), Holy Cross. 17. Mulready, Jerry (B), No. Dakota St. 18. Smith, Warren (T), Kansas Wesleyan. 19. Hamilton, Fred (T), Vanderbilt. 20. Taylor, Fred (E), TCU. 21. Bushmaier, Binks (B), Vanderbilt. 22. Davis, Paul (B), Otterbein. 23. Kalmir, Tommy (B), Pitt & Nevada. 24. Mohr, Don (E), Baldwin-Wallace. 25. Young, Art (G), Dartmouth. 26. Sazio, Ralph (T), William & Mary. 27. Pitzer, Dick (E), Army. 28. Stalloni, Tom (T), Delaware. 29. DiFrancesca, Vince (G), Northwestern. 30. Lahr, Warren (B), Western Reserve.

1946

1. Blanchard, Doc (B), Army. 2. Clark, George (B), Duke. 3. Rowe, Hammond (B), Baylor & San Francisco. 4. Tepsic, Joe (B), Penn St. 5. Seiferling, Jack (B), Utah St. 6. Woods, Marion (G), Clemson. 7. Reinhardt, Tom (T), Minnesota. 8. Ponsello, Joe (B), Michigan. 9. Evans, Bob (B), Penn. 10. Bonwell, Mel (B), Central Iowa. 11. Holloway, Doc (G), William & Mary. 12. Owen, Carroll (B), Calatwa. 13. Poppin, George (T), New Mexico. 14. McCain, Bob (E), Mississippi. 15. Tallchief, Tom (T), Oklahoma. 16. Perl, Al (B), Youngstown & Georgia. 17. Lopez, Russ (C), West Virginia. 18. Garrison, Charles (G), Wake Forest. 19. Cloud, Bill (T), Temple. 20. Garbinski, Mike (B), Penn St. 21. Loiacano, Charley (C), Lafayette. 22. Johnson, George (T), Pittsburgh. 23. Leitheiser, Bill (G), Duke. 24. Adams, Roger (C), Florida. 25. Verkins, Bob (B), Tulsa. 26. Castle Clarence (B), Mississippi. 27. Marino, Marchi (T), Penn State. 28. Hansen, Bob (E), UCLA. 29. Graves, Larry (T), Newberry. 30. Bruce, Gall (E), Washington.

1945

1. Duhart, Paul (B), Florida. 2. Dugger, Jack (E), Ohio St. 3. Dellastatious, Bill (B), Missouri. 4. Adamas, Roger (C), Florida. 5. Mehlich, Chuck (E), Duquesne. 6. Browning, Greg (E), Denver. 7. Wolak, Mike (B), Duquesne. 8. Hughes, Tom (T), Purdue & Missouri. 9. Pense, Leon (B), Arkansas. 10. Brandau, Art (C), Tennessee. 11. Ball, Ray (B), Holy Cross. 12. Baslone, Frank (B), Duquesne. 13. Monahan, John (E), Dartmouth. 14. Odelli, Mel (B), Duquesne. 15. Choice to Chicago Bears. 16. Ungles, Jim (B), Kansas St. 17. Iizel, John (B), Pittsburgh. 18. Wizbicki, Alex (B), Holy Cross. 19. Landrigan, Jim (T), Holy Cross & Dartmouth. 20. Lilenthal, Bill (T), Villanova. 21. Price, Art (B), Rutgers. 22. Malmberg, Don (B), UCLA. 23. Hartwell, Everette (E), Auburn. 24. Cain, Ed (B), Rice. 25. Carlacconi, Angelo (B), Pittsburgh. 26. Burns, Ed (B), Boston College. 27. Stough, Glen (T), Duke. 28. Marsh, Jim (T), Oklahoma A & M. 29. Grant, Ralph (B), Bucknell. 30. Kondria, John (T), St. Vincent.

1944

1. Podesto, Johnny (B), St. Mary's Cal. 2. Odell, Bob (B), Penn. 3. Gantt, Bob (E), Duke. 4. McCaffray, Art (T), Santa Clara & College of Pacific. 5. Owen, George (G), Wake Forest. 6. Savage, Dan (B), Brown. 7. Freitas, Jess (B), Santa Clara. 8. Titus, George (C), Holy Cross. 9. Stofko, Ed (B), St. Francis. 10. Jansante, Val (E), Duquesne. 11. Buda, Carl (G), Tulsa. 12. Gray, Sam (E), Tulsa. 13. Longacre, Bob (B), William & Mary. 14. Zetty, Les (E), Muhlenberg. 15. Myers, Jim (G), Tennessee. 16. Gottlieb, Joe (B), Duquesne. 17. Davis, Hugh (B), Michigan St. 18. Sullivan, Bill (E), Villanova. 19. Woodside, Jimmy (C), Temple. 20. Miller, Bill (B), Penn. 21. Lawson, Bob (E), Holy Cross. 22. Caver, Hank (B), Presbyterian. 23. Carter, Paul (T), Michigan St. 24. Holben, Dick (T), Muhlenberg. 25. Tippee, Howard (B), Iowa St. 26. Maimberg, Charley (T), Rice. 27. Ashbaugh, Russ (B), Notre Dame. 28. Petroski, Pat (G), Miami (Fla.) 29. Tosli, Joe (E), Scranton. 30. Seelinger, Len (B), Wisconsin.

1943

1. Daley, Bill (B), Minnesota. 2. Russell, Jack (E), Baylor. 3. Connolly, Harry (B), Boston College. 4. Sossamon, Lou (C), So. Carolina. 5. Ratto, Al (C), St. Mary's (Cal.) 6. Curry, Ray (E), St. Mary's (Cal.). 7. Murphy, Ed (E), Holy Cross. 8. Dwelle, Dick (B), Rice. 9. Wukits, Al (C), Duquesne. 10. Repko, Joe (T), Boston College. 11. Boltek, Pete (T), No. Carolina St. 12. Shiekman, Mort (G), Penn. 13. Crain, Milt (B), Baylor. 14. Kielbasa, Max (B), Duquesne. 15. Skorich, Nick (G), Cincinnati. 16. Field, Jackie (B), Texas. 17. Bucek, Felix (G), Texas A & M. 18. Welsh, Johnny (B), Penn. 19. Compagno, Tony (B), St. Mary's (Cal.) 20. Zapalac, Willie (B), Texas A & M. 21. Bain, George (T), Oregon St. 22. Wynne, Clay (T), Arkansas. 23. Cibulas, Joe (T), Duquesne. 24. Yambrick, Bill (C), Western Michigan. 25. Freeman, Jack (G), Texas. 26. Goode, Joe (B), Duquesne. 27. Dunshan, Jack (T), Pittsburgh. 28. Lobpries, Fritz (G), Texas. 29. Jones, Art (B), Haverford. 30. Ruman, Bob (B), Arizona.

1942

1. Dudley, Bill (B), Virginia. 2. Martin, Vern (B), Texas. 3. Casanega, Ken (B), Santa Clara. 4. Kutner, Mal (E), Texas. 5. Sandig, Curt (B), St. Mary's (Tex.) 6. Greene, Charley (T), Tulsa. 7. Butler, Johnny (B), Tennessee. 8. Spendlove, Floyd (T), Utah. 9. Chase, Rayburn (B), Missouri. 10. Steele, Ernie (B), Washington. 11. Wood, Thorniley (B), Columbia. 12. Roach, Bill (E), TCU. 13. Holt, Wayne (G), Tulsa. 14. Mosher, Clure (C), Louisville. 15. Law, Hubbard (B), Sam Houston. 16. Tomasich, Andy (B), Temple. 17. Chamberlain, Garth (T), Brigham Young. 18. Rokisky, John (E), Duquesne. 19. Jenkins, Ray (B), Colorado. 20. Kapnva, Frank (G), Wake Forest.

1941

1. Gladchuk, Chet (C), Boston College. 2. Knolla, Johnny (B), Creighton. 3. Ringgold, Jim (B), Wake Forest. 4. Sears, Vic (T), Oregon St. 5. Suffridge, Bob (G), Tennessee. 6. Robert, Jim (C), Marshall. 7. Elrod, Ervin (E), Mississippi St. 8. Fritz, Ralph (G), Michigan. 9. Uremovich, Emil (T), Indiana. 10. Severin, Paul (E), No. Carolina. 11. Cotton, Russ (B), Texas Mines. 12. Goree, J. W. (G), LSU. 13. Eibner, John (T), Kentucky. 14. McAfee, Wes (B), Duke. 15. Fox, Terry (B), Miami (Fla.) 16. Cornwall, Bill (T), Furman. 17. Kerr, George (G), Boston College. 18. Bjorklund, Bob (E), Minnesota. 19. Castiglia, Jim (B), Georgetown. 20. Landsberg, Mort (B), Cornell.

1940

1. Eakin, Kay (B), Arkansas. 2. Wenzel, Ralph (E), Tulane. 3. Kiick, George (B), Bucknell. 4. Ivy, Frank (E), Oklahoma. 5. Goff, Clark (T), Florida. 6. Bykowski, Frank (G), Purdue. 7. Cignetti, Pete (B), Boston College. 8. Nery, Carl (G), Duquesne. 9. Boisseau, Dick (T), Washington & Lee. 10. Shu, Paul (B), VMI. 11. Cox, Cary (C), Alabama. 12. Pirro, Rocco (B), Catholic. 13. Noppenberg, John (B), Miami (Fla.) 14. Stublar, Nick (T), Santa Clara. 15. McCarthy, Ray (B), Santa

Clara 16. Gajecki, Leon (C), Penn St. 17. Sullivan, Mike (E), No. Carolina St. 18. Daly, Seaton (T), Gonzaga. 19. Harvey, Thad (T), Notre Dame. 20. Kalzenstein, Marvin (T), Colorado Mines.

1939

1. Choice to Chicago Bears 2. Choice to Brooklyn 3. Patterson, Bill (B), Baylor 4. McCullough, Hugh (B), Oklahoma 5. Wheeler, Ernie (B), No. Dakota St. 6. Boyd, Sam (E), Baylor 7. Palumbo, Eddie (B), Detroit 8. Nelson, Ole (E), Michigan St. 9. Petro, Steve (G), Pittsburgh 10. Lee, Jack (B), Carnegie Tech 11. Tomasetti, Lou (B), Bucknell 12. Cochran, Denny (B), St. Louis 13. Hoffman, Fabian (E), Pittsburgh 14. Clary, Ed (B), So. Carolina 15. Tosi, John (C), Niagara 16. Lezouski, Al (G), Pittsburgh 17. Longhi, Ed (C), Notre Dame 18. Shrk, Dave (E), Kansas 19. Peters, Frank (E), Washington 20. Sheldrake, Tom (E), Washington

1938

1. White, Byron (B), Colorado. 1-a. Filchcock, Frankie (B), Indiana. 2. Choice to New York. 2-a. Choice to Detroit. 3. Midler, Lou (T), Minnesota. 4. Platkus, George (E), Duquesne. 5. King Ray (E), Minnesota. 6. Burnette, Tom (B), No. Carolina. 7. McDonough, Paul (E), Utah. 8. McCarty Pat (C), Notre Dame. 9. Choice to Cleveland. 10. Choice to Chicago Cards.

1937

1. Basrak, Mike (C), Duquesne; 2. Finley, Bob (B), SMU; 3. Breeden, Bill (E), Oklahoma; 4. Hewes, Bo (B), Oklahoma; 5. Frye, Jack (B), Missouri; 6. Roach, Walt (E), TCU; 7. Haines, Byron (E), Washington; 8. Kordick, Marty (G), St. Mary's (Cal.); 9. Patanelli, Matt (E), Michigan; 10. Nevers, Stan (T), Kentucky.

1936

1. Shakespeare, Bill (B), Notre Dame. 2. Barnum, Len (B), West Virginia Wesleyan. 3. Grayson, Bobby (B), Stanford. 4. Spain, Truman (T), SMU. 5. Sandefur, Wayne (B), Purdue. 6. Orr, Maurice (T), SMU. 7. Peters, Marty (E), SMU. 8. Karpowich, Ed (T), Catholic. 9. Meglen, Joe (B), Georgetown.

(Note: overall identifies the number of the Steelers' first round selection)

NOTES

This image shows a single sheet of white paper with horizontal ruling lines. The lines are evenly spaced and run across the width of the page. There are no margins, text, or other markings on the paper.

STEELERS ALL-TIME ROSTER—1933-1993

A

Abercrombie, Walter [RB], Baylor	1982-87
Adamchik, Ed [TE], Pitt	1967
Adams, Bob [TE], Pacific	1969-71
Adams, Paul [C], Morehead Teachers	1947
Agajanian, Ben [K], New Mexico	1945
Alban, Dick [E], Northwestern	1956-59
Alberghini, Tom [G], Holy Cross	1945
Albrecht, Art [C/OT], Wisconsin	1942
Alderton, John [E], Maryland	1953
Allen, Chuck [LB], Washington	1970-71
Allen, Dwane [LB], Santa Ana	1965
Allen, Jim [DB], UCLA	1974-77
Allen, Lou [T], Duke	1950-51
Alley, Don [WR], Adams State	1969
Alston, Lyneal [WR], Southern Mississippi	1987
Andabaker, Rudy [G], Pitt	1952, 54
Anderson, Anthony [RB], Temple	1979
Anderson, Art [T], Idaho	1963
Anderson, Chet [E], Minnesota	1967
Anderson, Fred [DE], Prairie View A&M	1978
Anderson, Gary [K], Syracuse	1982-93
Anderson, Jesse [TE], Miss. State	1992
Anderson, Larry [DB], Louisiana Tech	1978-81
Anderson, Melvin [WR], Minnesota	1987
Anderson, Ralph [DB], W. Texas St.	1971-72
Apke, Steve [LB], Pitt	1987
Arndt, Al [G], South Dakota State	1935
Arndt, Dick [T], Idaho	1967-70
Arnold, David [CB], Michigan	1989
Arnold, Jay [QB], Texas	1941
Artman, Corwan [T], Stanford	1933
Asbury, Willie [B], Kent State	1966-68
Askson, Burt [DE], Texas Southern	1971
Atkinson, Frank [T], Stanford	1963
August, Steve [OT], Tulsa	1984
Augusterfer, Gene [B], Catholic U.	1935
Austin, Ocie [DB], Utah State	1970-71
Aydelette, Buddy [OT/C], Alabama	1987

B

Badar, Rich [QB], North Carolina	1967
Bahr, Matt [K], Penn State	1979-80
Baker, Conway [T], Centenary	1944**
Baker, Ed [E], Washington State	1953
Baker, John [E], N. Carolina College	1963-67
Baldacci, Lou [B], Michigan	1956
Ballman, Gary [B], Michigan State	1962-66
Balog, Bob [C], Denver	1949-50
Banaszak, John [DE/DT], E. Michigan	1975-81
Bankston, Warren [RB], Tulane	1969-72
Barbolak, Pete [T], Purdue	1949
Barnes, Reggie [LB], Oklahoma	1993
Barnett, Tom [B], Purdue	1959-60
Barry, Fred [DB], Boston College	1970
Bartaanen, Jim [C], Michigan	1938

Bartlett, Earl [B], Centre	1939
Basrak, Mike [C], Duquesne	1937-38
Bassi, Dick [G], Santa Clara	1941
Beams, Byron [T], Notre Dame	1959-60
Beasley, Tom [DE/DT], Virginia Tech	1978-83
Beatty, Charles [DB], N. Texas St.	1969-72
Beatty, Ed [C], Mississippi	1957-61
Becker, Wayland [E], Marquette	1939
Behning, Mark [OT], Nebraska	1986
Bell, Richard [RB], Nebraska	1990
Bell, Theo [WR], Arizona	1976, 78-80
Bentley, Albert [RB], Miami (Fla.)	1992
Bernal, Ed [E], SMU	1955
Best, Greg [S], Kansas State	1983
Bettis, Tom [LB], Purdue	1962
Billock, Frank [G], St. Mary's of Minn.	1937
Bingham, Craig [LB], Syracuse	1982-84, 87
Binotto, John [B], Duquesne	1942
Bishop, Don [B], Los Angeles Col.	1958-59
Bivins, Charles [B], Morris Brown	1967
Blackledge, Todd [QB], Penn State	1988-89
Blankenship, Brian [G], Nebraska	1987-91
Blankenship, Greg [LB], Cal. St. (Hay.)	1976
Bleier, Rocky [RB], Notre Dame	1968, 1970-80
Blount, Mel [CB], Southern	1970-83
Bohannon, Fred [S/CB], Mass. Val. St.	1982
Bolkovac, Nick [T], Pitt	1953-54
Bond, Randall [QB], Washington	1939
Bonelli, Ernie [B], Pitt	1946
Bono, Steve [QB], UCLA	1987-88
Booth, Clarence [B], SMU	1944**
Boures, Emil [C/G], Pitt	1982-86
Bova, Tony [E], St. Francis	1942, 43*, 44**, 45-47
Bowman, Bill [B], William & Mary	1957
Boyd, Sam [E], Baylor	1939-40
Boyle, Jim [OT], Tulane	1987-88
Boyle, Shorly [E]	1934
Bradley, Ed [LB], Wake Forest	1972-75
Bradshaw, Charles [T], Baylor	1961-66
Bradshaw, Jim [B], Chattanooga	1963-67
Bradshaw, Terry [QB], La. Tech	1970-83
Brady, Jeff [LB], Kentucky	1991
Brady, Pat [B], Nevada	1952-54
Brandau, Art [C], Tennessee	1945-46
Brandt, Jim [B], St. Thomas	1952-54
Bray, Maurice [T], SMU	1935-36
Bredlove, Rod [LB], Maryland	1965-68
Breedon, Bill [B], Oklahoma	1937
Breen, Gene [LB], Virginia Tech	1965-66
Brett, Ed [E], Washington State	1936-37
Brewster, Pete [E], Purdue	1959-60
Brister, Bubby [QB], Northeast La.	1986-92
Britt, Jessie [WR], North Carolina A&T	1986
Britt, Ralph [TE], North Carolina State	1987

STEELERS ALL-TIME HEAD COACHES

Coch (Years)	Overall Record
Austin, Bill (1966-68)	11-28-3 (.298)
Bach, Joe (1935-36, 52-53)	21-27-0 (.438)
Bell, Bert (1941)	0-2-0 (.000)
Cowher, Bill (1992-93)	20-14 (.588)
DiMello, Luby (1934)	2-10-0 (.167)
Donelli, Aldo (1941)	0-5-0 (.000)
Douds, Forrest (1933)	3-6-2 (.364)
Kiesling, Walter (1939-40, 41-44*, 54-56)	30-55-5 (.361)
Leonard, Jim (1945)	2-8-0 (.200)
McNally, Johnny "Blood" (1937-39)	6-19-0 (.240)
Michelosen, Johnny (1948-51)	20-26-2 (.438)
Nixon, Mike (1965)	2-12-0 (.143)
Noll, Chuck (1969-1991)	209-156-1 (.572)
Parker, Raymond (1957-64)	51-48-6 (.514)
Sutherland, Jock (1946-47)	13-10-1 (.563)

* Kiesling was co-head coach with Greasy Neale in 1943 (Phil.-Pitt.) and with Phil Handler in 1944 (Card.-Pitt.).

Broussard, Fed [C], Texas A & M	1955	Butler, John [B], Tennessee	1943-44
Brovelli, Angelo [OB], St. Mary's (Cal.)	1933-34	Bykowski, Frank [G], Purdue	1940
Brown, Chad [LB], Colorado	1993	C	
Brown, Chris [CB/S], Notre Dame	1984-85	Cabrelli, Larry [E], Colgate	1943*
Brown, Dave [DB], Michigan	1975	Calcagni, Ralph [T], Pennsylvania	1947
Brown, Ed [QB], San Francisco	1962-65	Caliguire, Dean [G/C], Pittsburgh	1991-92
Brown, John [T], Syracuse	1967-72	Call, John [B], Colgate	1959
Brown, Larry [TE/OT], Kansas	1971-84	Calland, Lee [DB], Louisville	1969-72
Brown, Tom [E], William & Mary	1942	Calloway, Chris [WR], Michigan	1990-91
Brown, William [QB], Texas Tech	1945	Calvin, Tom [B], Alabama	1952-54
Browning, Greg [E], Denver	1947	Cameron, Paul [B], UCLA	1954
Bruder, Henry [QB], Northwestern	1940	Campbell, Bob [RB], Penn State	1969
Brumbaugh, Boyd [B], Duquesne	1939-41	Campbell, Don [T], Carnegie Tech	1939-41
Brumfield, Jim [RB], Ind. St. (Ind.)	1971	Campbell, Glenn [E], Emporia State	1935
Brundage, Dewey [E], Brigham Young	1954	Campbell, John [LB], Minnesota	1965-69
Bruney, Fred [B], Ohio State	1956-57	Campbell, Leon [B], Arkansas	1955
Bruno, John [P], Penn State	1987	Campbell, Ray [LB], Marquette	1958-60
Bryant, Hubie [WR], Minnesota	1970	Campbell, Russ [TE], Kansas State	1992
Bucek, Felix [G], Texas A & M	1946	Campbell, Scott [OB], Purdue	1984-86
Buda, Carl [G], Tulsa	1945	Canale, Rocco [G], Boston College	1943*
Bukich, Rudy [QB], Southern Cal.	1960-61	Capers, Wayne [WR], Kansas	1983-84
Bulger, Chester [T], Auburn	1944**	Capp, Dick [E], Boston College	1968
Bullocks, Amos [B], Southern Illinois	1966	Cara, Dom [E], N. Carolina State	1937-38
Burleson, John [G], SMU	1933	Cardwell, Joe [T], Duke	1937-38
Burnett, Len [DB], Oregon	1961	Carpenter, Preston [E], Arkansas	1960-63
Burnette, Tom [B], North Carolina	1938	Carr, Gregg [LB], Auburn	1985-88
Burrell, John [E], Rice	1962-64	Carter, Rodney [RB], Purdue	1987-89
Butler, Bill [DB/KR], Chattanooga	1961	Cash, Keith [TE], Texas	1991
Butler, Jack [B], St. Bonaventure	1951-59	Casper, Charles [OB], TCU	1935
Butler, Jim [B], Edward Waters	1965-67		

ALL-TIME ASSISTANT COACHES

Bach, Joe	1935-36	Lewis, Art	1960-61
Ball, Herman	1955	Lewis, Marvin	1992-93
Blackledge, Ron	1982-91	McGraw, Thurman	1958-61
Brazil, Dave	1989-91	McLaughlin, Leon	1966-68
Bridgers, John	1969	McPeak, Bill	1956-58
Butler, Jack	1961-63	Meyers, Bill	1984
Capers, Dom	1992-93	Michelosen, John	1946-47
Carson, Bud	1972-77	Moore, Tom	1977-89
Cherundolo, Charles	1948-57, 61	McNally, Johnny "Blood"	1936
Coley, Max	1969-71	Neale, Greasy	*1943
Craft, Russ	1956	Nixon, Mike	1961-65
Davis, Robert	1951	Ormiston, Ken	1948-50
DePasqua, Carl	1968	Painter, Dwain	1988-91
DiMancheff, Boris	1958-59	Parilli, Babe	1971-73
Dorais, Gus	1952	Patrick, Frank	1948
Doran, Jim	1964-65	Perles, George	1972-81
Dotsch, Rollie	1978-81	Perry, Lowell	1957
Dudley, Bill	1956	Plasman, Dick	1958-61
Dungy, Tony	1981-88	Radakovich, Dan	1971, 74-77
Erhardt, Ron	1992-93	Ramsey, Buster	1962-64
Evans, Walt	1982-88	Reese, Cad	1934-36
Fletcher, Tom	1966-68	Riecke, Lou	1970-79
Fitzgerald, Dennis	1982-88	Ronzani, Gene	1954
Fox, John	1989-91	Rooker, Harvey	1948
Fry, Bob	1969-73	Rooney, J.P.	1934-35
Furness, Steve	1992-93	Rust, Rod	1989
Gilmer, Harry	1957-60	Skladany, Joseph	1947
Greene, Joe	1987-91	Skorich, Nick	1955-57
Guy, John	1992-93	Snyder, Bob	1955
Hackett, Walter	1969-70	Sorter, Wilbur	1940
Handler, Phil	*1944	Souchak, Frank	1946
Harrison, Bob	1992-93	Spezzaferro, John	1976
Hefferle, Ernie	1965	Stautner, Ernie	1963-64
Heinrich, Don	1966-68	Stephenson, Kent	1992-93
Henry, Jack	1990-91	Stewart, George	1989-91
Hoak, Dick	1972-93	Stilley, Ken	1959-63
Hodgson, Pat	1992-93	Sumner, Charley	1969-72
Hughes, Jed	1984-88	Taylor, Hugh	1966-68
Hunter, Hal	1985-88	Taylor, Lionel	1970-76
Jones, Edgar	1953	Torgeson, LaVerne	1962-68
Keane, Tom	1965	Uram, Paul	1972-81
Kiesling, Walt	*1938-39, 41, 49-54, 57-61	Valesente, Bob	1990-91
Kolb, Jon	1982-91	Walls, Will	1962-63
Kuharich, Joe	1946	Walker, Dick	1978-81
Layne, Bobby	1964-65	Walton, Frank	1947
LeBeau, Dick	1992-93	Walton, Joe	1990-91
Leonard, Jim	1942	Widenhofer, Woody	1973-83
		Wray, Lud	1945

*Kiesling and Neale were co-head coaches of Phil-Pitt in 1943.

Kiesling and Handler were co-head coaches of Card-Pitt in 1944.

Catano, Mark [DE/DT], Valdosta State 1984-85
 Cenci, John [C], Pitt 1956
 Chamberlain, Garth [G], Brig. Young 1945
 Chandnois, Lynn [B], Mich. State 1950-56
 Cheatham, Ernest [T], Loyola 1954
 Cherry, Edgar [B], Hardin-Simmons 1939
 Cherundolo, Chuck [C], Penn State 1941-42, 45-48
 Christy, Dick [B], N. Carolina State 1958
 Cibulas, Joe [T], Duquesne 1945
 Ciccone, Ben [C], Duquesne 1934-35
 Cichowski, Gene [B], Indiana 1957
 Cifelli, Gus [T], Notre Dame 1954
 Cifers, Bob [OB], Tennessee 1947-48
 Clack, Jim [C/G], Wake Forest 1971-77
 Clark, Jim [B], Pitt 1933-34
 Clark, Mike [K], Texas A & M 1964-67
 Clark, Spark [RB], Akron 1987
 Clayton, Harvey [CB], Florida State 1983-86
 Clement, Henry [E], North Carolina 1961
 Clement, John [B], SMU 1946-48*
 Cline, Jackie [DE], Alabama 1987
 Clinkscales, Joey [WR], Tennessee 1987-88
 Cobb, Marvin [DB], Southern Cal. 1980
 Cole, Robin [LB], New Mexico 1977-87
 Cole, Terry [B], Indiana 1970
 Collier, Mike [RB], Morgan State 1975
 Collier, Reggie [OB], So. Mississippi 1987
 Colquitt, Craig [P], Tennessee 1978-81, 83-84
 Compagno, Tony [B], St. Mary's of Calif. 1946-48
 Compton, Dick [E], McMurry 1967-68
 Condit, Merlyn [B], Carnegie Tech 1940, 46
 Conn, Dick [DB], Georgia 1974
 Connelly, Mike [C], Utah State 1968
 Conti, Enio [G], Bucknell 1943*
 Coomer, Joe [T], Austin 1941, 45-46
 Cooper, Adrian [TE], Oklahoma 1991-93
 Cooper, Sam [T], Geneva 1933
 Cordileone, Lou [G], Clemson 1962-63
 Corley, Anthony [RB], Nevada-Reno 1984
 Coronado, Bob [E], Pacific 1961
 Cotton, Russell [B], Texas Mines 1942
 Courson, Steve [G], South Carolina 1978-83
 Cousino, Brad [LB], Miami (O.) 1977
 Craft, Russ [B], Alabama 1954
 Cregar, William [G], Holy Cross 1947-48
 Crennel, Carl [LB], W. Va 1970
 Critchfield, Larry [G], Grove City 1933
 Croft, Winfield [G], Utah 1936
 Cropper, Marshall [E], Maryland 1967-69
 Cunningham, Bennie [TE], Clemson 1976-85
 Currihan, Don [E], Boston College 1944**
 Curry, Roy [B], Jackson State 1963
 Cuthbert, Randy [RB], Duke 1993

D

Dailey, Ted [E], Pitt 1933
 Daniel, Willie [B], Miss. State 1961-66
 Davenport, Charles [WR], N. C. State 1992-93
 Davidson, Bill [B], Temple 1937-39
 Davidson, Kenny [DE], Louisiana State 1990-93
 Davis, Art [B], Mississippi State 1956
 Davis, Charlie [DT], TCU 1974
 Davis, Dave [WR], Tennessee State 1973
 Davis, Henry [LB], Grambling 1970-73
 Davis, Lorenzo [WR], Youngstown State 1990
 Davis, Paul [OB], Otterbein 1947-48
 Davis, Robert [E], Penn State 1946-50
 Davis, Russell [RB], Michigan 1980-83
 Davis, Sam [G], Allen 1967-79
 Davis, Steve [RB], Delaware State 1972-74
 Dawkins, Tommy [DE], Appalachian State 1987
 Dawson, Dermontli [G/C], Kentucky 1988-93
 Dawson, Len [OB], Purdue 1957-59
 DeCarbo, Nick [G], Duquesne 1933
 DeCarlo, Art [B], Georgia 1953
 Deloplain, Jack [RB], Salem (W.Va.) 1976-79
 Dermko, George [T], Appalachian St. 1961
 Dempsey, John [T], Bucknell 1934
 DePascal, Carmine [E], Wichita 1945
 DePaul, Henry [G], Duquesne 1945
 Derby, Dean [B], Washington 1957-61
 Dess, Darrell [G], N. Carolina State 1958
 Dial, Buddy [E], Rice 1959-63

Dickey, Charlie [G], Arizona 1987
 Dicus, Chuck [WR], Arkansas 1973
 Didio, Mark [WR], Connecticut 1992
 Dirden, Johnnie [WR], Sam Houston St. 1981
 Dockery, John [DB], Harvard 1972-73
 Dodril, Dale [G], Colorado A & M 1951-59
 Dodson, Les [B], Mississippi 1941
 Doehring, John [B] 1935
 Dolly, Dick [E], West Virginia 1941-45
 Doloway, Cliff [E], Carnegie Tech 1935
 Donelli, Allan [B], Duquesne 1941-42
 Donnalley, Rick [C-G], North Carolina 1982-83
 Dornbrook, Thom [G-C], Kentucky 1979
 Douds, Forrest [T], W & J 1933-35
 Dougherty, Bob [LB], Kentucky 1958
 Douglas, Bob [B], Kansas State 1938
 Doyle, Dick [B], Ohio State 1955
 Doyle, Ted [T], Nebraska 1938-42, 43*, 44**
 Drulis, Al [B], Temple 1947
 Druschel, Rick [G-OT], No. Car. St. 1974
 Dudley, Bill [B], Virginia 1942, 45-46
 Dugan, Len [C], Wichita 1939
 Duggan, Gil [T], Oklahoma 1944**
 Duhart, Paul [B], Florida 1945
 Dunaway, Craig [TE], Michigan 1983
 Dungy, Tony [DB], Minnesota 1977-78
 Dunn, Gary [DT-NT], Miami (Fla.) 1977-87
 Dutton, Bill [B], Pitt 1946

E

Eaton, Vic [OB], Missouri 1955
 Echols, Terry [LB], Marshall 1984
 Edwards, Dave [S], Illinois 1985-87
 Edwards, Glen [DB], Florida A & M 1971-77
 Elder, Donnie [CB], Memphis State 1986
 Elliott, Jim [K], Presbyterian 1967
 Ellstrom, Marv [B], Oklahoma 1935
 Elter, Leo [B], Duq and Villa 1953-54, 58-59
 Engebretsen, Paul [G], Northwestern 1933
 Engles, Rick [P], Tulsa 1977
 Erenberg, Rich [RB], Colgate 1984-86
 Evans, Donald [DE], Kentucky 1990-93
 Evans, Jon [E], Oklahoma A & M 1958
 Evans, Ray [OB], Kansas 1948
 Everett, Thomas [FS], Baylor 1987-91

F

Farrar, Venice [B], N. Carolina State 1938-39
 Farrell, Ed [B], Muhlenberg 1938
 Farroh, Shipley [GB], Iowa 1938
 Fehrer, Nick [G], Georgia 1955
 Feniello, Garry [G], Wake Forest 1947
 Ferguson, Bob [B], Ohio State 1962-63
 Ferry, Lou [T], Villanova 1952-55
 Fife, Ralph [C], Pitt 1946
 Figures, Deon [CB], Colorado 1993
 Fike, Dan [OL], Florida 1993
 Filchock, Frank [QB], Indiana 1938
 Finks, Jim [OB], Tulsa 1949-55
 Finn, Mike [OT], Ark.-Pine Bluff 1993
 Fisher, Doug [LB], San Diego State 1969-70
 Fisher, Everett [B], Santa Clara 1940
 Fisher, Ray [T], Eastern Illinois 1959
 Fiske, Max [B], DePaul 1936-39
 Flanagan, Dick [G], Ohio State 1953-55
 Folkins, Lee [E], Washington 1965
 Foltz, Vernon [C], St. Vincent 1945
 Ford, Darryl [LB], New Mexico State 1992
 Ford, Henry [B], Pitt 1956
 Ford, Moses [WR], Fayetteville State 1987
 Foruria, John [B], Idaho 1967-68
 Foster, Barry [RB], Arkansas 1990-93
 Fournet, Sid [G], LSU 1957
 Francis, Sam [B], Nebraska 1939
 Frank, Joe [T], Georgetown 1943*
 Freeman, Lorenzo [NT/DT], Pitt 1987-90
 French, Ernest [S], Alabama A&M 1982
 Frketch, Len [T], Penn State 1945
 Fugler, Dick [T], Tulane 1952
 Fullerton, Ed [B], Maryland 1953
 Fuqua, John [B], Morgan State 1970-76
 Furness, Steve [DT], Rhode Island 1972-80

G

Gage, Bob [B], Clemson 1949-50
 Gagner, Larry [G], Florida 1966-69

Gammon, Kendall [OL], Pittsburg State	1992-93
Gaona, Bob [T], Wake Forest	1953-56
Garnaas, Wilford [B], Minnesota	1946-48
Garrett, Reggie [WR], Eastern Michigan	1974-75
Garrity, Gregg [WR], Penn State	1983
Gary, Keith [DE], Oklahoma	1983-88
Gasparella, Joe [OB], Notre Dame	1948, 50-51
Gauer, Charles [E], Colgate	1943*
Gentry, Byron [G], Southern Cal.	1937-39
Gerela, Roy [PK], New Mexico State	1971-78
Geri, Joe [B], Georgia	1949-51
Gildea, John [QB], St. Bonaventure	1935-37
Gillespie, Scoop [RB], William Jewell	1984
Gilliam, Joe [QB], Tennessee State	1972-1975
Girard, Earl [B], Wisconsin	1957
Glamp, Joe [B], LSU	1947-49
Glass, Glenn [B], Tennessee	1962-63
Glass, Park [C], Westminster	1947
Glatz, Fred [E], Pitt	1956
Glick, Gary [B], Colorado A & M	1956-59
Goff, Clark [T], Florida	1940
Goldsmith, Bill [C], Emporia Tchrs	1947
Gonda, George [B], Duquesne	1942
Goodman, John [DE/DT], Oklahoma	1981-85
Goodson, John [P], Texas	1982
Gorinski, Walt [B], LSU	1946
Gothard, Preston [TE], Alabama	1985-88
Gowdy, Cornell [CB], Morgan State	1987-88
Grabowski, Ted [C], Duquesne	1939-40
Graff, Neil [QB], Wisconsin	1976-77
Graham, Jeff [WR], Ohio State	1991-93
Graham, Ken [DB], Washington State	1970
Gravelle, Gordon [OT], Brigham Young	1972-76
Graves, Ray [C], Tennessee	1943*
Graves, Tom [LB], Michigan State	1979
Gray, Sam [E], Tulsa	1946-47
Grebinski, Ted [C], Duquesne	1939-40
Green, Bob [K], Florida	1960-61
Green, Eric [TE], Liberty	1990-93
Greene, Joe [DT], N. Texas State	1969-81
Greene, Kevin [LB], Auburn	1993
Greeney, Norm [G], Notre Dame	1934-35
Greenwood, L.C. [DE], Ark. AM&N	1969-81
Griffin, Larry [CB/S], North Carolina	1987-93
Grigas, John [B], Holy Cross	1944**
Gros, Earl [B], LSU	1967-69
Grossman, Randy [TE], Temple	1974-81
Gunderman, Bob [B], Virginia	1957
Gunnels, Riley [T], Georgia	1956-66
H	
Hackney, Elmer [B], Kansas State	1941
Haggerty, Mike [G], Miami	1967-70
Haines, Byron [B], Washington	1937
Harston, Russell [WR], Kentucky	1987
Haley, Dick [B], Pitt	1961-64
Hall, Delton [CB], Clemson	1987-91
Hall, Ron [B], Missouri Valley	1959
Haller, Alan [CB], Michigan State	1992, 93
Ham, Jack [LB], Penn State	1971-82
Hanlon, Bob [B], Loras	1949
Hanneman, Craig [DE], Oregon State	1972-73
Hanratty, Terry [QB], Notre Dame	1969-75
Hanson, Tom [B], Temple	1938
Harkey, Lem [B], Emporia	1955
Harper, Maurice [C], Austin	1941
Harris, Bill [E], Hardin-Simmons	1937
Harris, Franco [RB], Penn State	1972-83
Harris, Lou [B], Kent State	1968
Harris, Tim [RB], Washington St.	1983
Harrison Reggie [RB], Cincinnati	1974-77
Harrison, Richard [E], Boston College	1964
Harrison, Robert [LB], Oklahoma	1964
Hartley, Howard [B], Duke	1949-52
Haselrig, Carlton [G], Pitt-Johnstown	1990-93
Hastings, Andre [WR], Georgia	1993
Hawthorne, Greg [RB], Baylor	1979-83
Hayduk, Henry [G], Wash. State	1935
Hayes, Dick [LB], Clemson	1959-60, 62
Hays, George [E], St. Bonaventure	1950-52
Hebert, Ken [E & K], Houston	1968
Hegarty, Bill [T], Villanova	1953
Held, Paul [QB], San Jose State	1954
Heller, Warren [B], Pitt	1934-36
Henderson, Jon [B], Colorado State	1968-69
Hendley, Dick [QB], Clemson	1951
Henry, Kevin [DE], Mississippi State	1993
Henry, Mike [LB], Southern Cal.	1959-61
Henry, Urban [T], Georgia Tech.	1964
Hensley, Dick [E], Kentucky	1952
Henson, Ken [C], TCU	1965
Henton, Anthony [LB], Troy State	1986, 88
Hewitt, Bill [E], Michigan	1943*
Hickey, Howard [E], Arkansas	1941
Hill, Derek [WR], Arizona	1989-90
Hill, Harlon [E], Florence State	1962
Hill, Jim [B], Tennessee	1955
Hillebrand, Jerry [LB], Colorado	1968-70
Hilton, John [E], Richmond	1965-69
Hines, Glen Ray [OT], Arkansas	1973
Hinkle, Bryan [LB], Oregon	1982-93
Hinkle, John [B], Syracuse	1943*
Hinnant, Mike [TE], Temple	1988-89
Hinte, Hale [E], Pitt	1942
Hinton, Chuck [T], N. Car. College	1964-71
Hipps, Claude [B], Georgia	1952-53
Hoague, Joe [B], Colgate	1941-42, 46
Hoak, Dick [B], Penn State	1961-70
Hoel, Bob [G], Minnesota	1935
Hoffmann, Dave [LB], Washington	1993
Hogan, Darrell [G], Trinity-Texas	1949-53
Hoge, Merrill [RB], Idaho State	1987-93
Hohn, Bob [B], Nebraska	1965-69
Holcomb, Bill [T], Texas Tech	1937
Holler, Ed [LB], South Carolina	1964
Hollingsworth, Joe [B], E. Kan. State	1949-51
Holm, Bernard [B], Alabama	1933
Holmer, Walt [B], Northwestern	1933
Holmes, Ernie [DT], Texas Southern	1972-77
Holmes, Mel [OT], N. Carolina A & T	1971-73
Hood, Frank [B], Pitt	1933
Hornick, Bill [T], Tulane	1947
Howe, Garry [NT], Colorado	1992
Howe, Glen [OT], So. Mississippi	1985
Hubbard, Cal [T], Geneva & Centenary	1936
Hubka, Gene [B], Bucknell	1947
Huff, Alan [NT], Marshall	1987
Hughes, David [RB], Boise State	1986
Hughes, Dennis [TE], Georgia	1970-71
Hughes, Dick [B], Tulsa	1957
Hughes, George [G], Wm. & Mary	1950-54
Hunter, Art [C], Notre Dame	1965
I	
Ilkin, Tunch [OT], Indiana State	1980-92
Itzel, John [B], Pitt	1945
Ivy, Frank [E], Oklahoma	1940
Izo, George [QB], Notre Dame	1966
J	
Jackson, Earnest [RB], Texas A&M	1986-88
Jackson, John [OT], Eastern Kentucky	1988-93
James, Dan [T], Ohio State	1960-66
Janecek, Clarence [G], Purdue	1933, 35
Jansante, Val [E], Duquesne	1946-51
Jarvi, Toimi [B], Northern Illinois	1945
Jecha, Ralph [G], Northwestern	1956
Jefferson, Roy [E], Utah	1965-69
Jelley, Tom [E], Miami	1951
Jenkins, A. J. [LB/DE], Cal State-Fullerton	1989-90
Jenkins, Ralph [C], Clemson	1947
Jeter, Tony [E], Nebraska	1966, 68
Johnson, David [CB], Kentucky	1989-93
Johnson, Jason [WR], Illinois State	1989
Johnson, John Henry [B], St. Mary's (Cal.) and Arizona State	1960-65
Johnson, Ron [CB], Eastern Michigan	1978-84
Johnson, Tim [DE/DT], Penn State	1987-89
Johnson, Troy [WR], Southern	1988
Johnston, Chet [B], Elmhurst & Marquette	1939-40
Johnston, Rex [B], Southern Cal.	1960
Jones, Aaron [DE/LB], E. Kentucky	1988-92
Jones, Art [B], Richmond	1941, 45
Jones, Bruce [SS], Northern Alabama	1987
Jones, Gary [S], Texas A&M	1990-91, 93
Jones, Victor [FB], Louisiana State	1993
Jordan, Darin [LB], Northeastern	1988
Jorden, Tim [TE], Indiana	1992-93

K

Kahler, Royal [T], Nebraska	1941
Kakasic, George [G], Duquesne	1936-39
Kalina, Dave [WR], Miami (Fla.)	1970
Kapele, John [T], Brigham Young	1960-62
Kaplan, Phil [G], Miami (Fla.)	1947
Karcis, John [B], Carnegie Tech	1936-38
Karets, Joe [J]	
Karpowich, Ed [T], Catholic U.	1936-39
Karras, Ted [T], Indiana	1958-59
Kase, George [G], Duquesne	1939
Kavel, George [B], Carnegie Tech	1934
Keating, Tom [DT], Michigan	1973
Keith, Craig [TE], Lenoir-Rhyne	1993
Kelley, Jim [E], Notre Dame	1964
Kellum, Marv [LB], Wichita State	1974-76
Kelsch, Mose [B], Christian	1933-34
Kemp, Jack [QB], Occidental	1957
Kemp, Ray [T], Duquesne	1933
Kenerson, John [G], Kentucky State	1962
Kerkorian, Gary [QB], Stanford	1952
Keys, Brady [B], Colorado State	1961-67
Kichelski, Walt [E], Miami	1940-42, 44**
Kielbasa, Max [B], Duquesne	1946
Kiesling, Walt [G], St. Thomas	1937-38
Klick, George [B], Bucknell	1940, 45
Killorin, Pat [C], Syracuse	1966
Kilroy, Frank [T], Temple	1943*
Kimble, Frank [E], West Virginia	1945
King, Phil [B], Vanderbilt	1964
Kirchner, Mark [OT], Baylor	1983
Kirk, Ken [LB], Mississippi	1960
Kirkland, Levon [LB], Clemson	1992-93
Kish, Ben [B], Pitt	1943*
Kissell, Ed [B], Wake Forest	1952-54
Klapstein, Earl [T], Pacific	1946
Klein, Dick [T], Iowa	1961
Klumb, John [E], Washington State	1940
Knox, Darryl [LB], UNLV	1987
Kohrs, Bob [LB], Arizona State	1981-85
Koib, Jon [OT], Oklahoma State	1969-81
Kolberg, Elmer [E], Oregon State	1941
Kolodziejski, Chris [TE], Wyoming	1984
Kondrla, John [T], St. Vincent	1945
Kortas, Ken [T], Louisville	1965-68
Kosanovich, Bronco [C], Penn State	1947
Koshlap, Jules [B], Georgetown	1945
Kotite, Dick [TE], Wagner	1968
Kottler, Martin [B], Centre	1933
Kresky, Joe [G], Wisconsin	1935
Krisher, Bill [G], Oklahoma	1958
Kruczek, Mike [QB], Boston College	1976-79
Krupa, Joe [OT], Purdue	1956-64
Krutko, Larry [RB], West Virginia	1958-60
Kurrasch, Roy [E], UCLA	1948
Kvaternik, Cvonimir [G], Kansas	1934

L

Lach, Steve [B], Duke	1946-47
LaCrosse, Dave [LB], Wake Forest	1977
Ladygo, Pete [G], Maryland	1952, 54
Lajousky, Bill [G], Catholic U.	1936
Lake, Carnell [SS], UCLA	1989-93
Lamas, Joe [G], Mount St. Mary's	1942
Lambert, Frank [K], Mississippi	1965-66
Lambert, Jack [LB], Kent State	1974-84
Lantz, Montgomery [C], Grove City	1933
Lanza, Chuck [C], Notre Dame	1988-89
Larose, Dan [T], Missouri	1964
Lassann, Lou [E], Western Maryland	1938
Lasse, Dick [LB], Syracuse	1958-59
Lattner, John [B], Notre Dame	1954
Laux, Ted [B], St. Joseph of Penna.	1943*
Law, Hubbard [C], Sam Houston	1942, 45
Lawrence, Ben [G], Indiana (Pa.)	1987
Layne, Bobby [QB], Texas	1958-62
Lea, Paul [T], Tulane	1951
Leahy, Bob [QB], Emporia State	1971
Leahy, Gerald [T], Colorado	1957
Lee, Bernard [B], Villanova	1938
Lee, Danzell [TE], Lamar	1987
Lee, Greg [DB], Arkansas State	1988
Lee, Herman [T], Florida A & M	1957
Lee, John [B], Carnegie Tech	1939
Leftridge, Dick [B], West Virginia	1966

Lemek, Ray [G], Notre Dame	1962-65
Letsinger, Jim [G], Purdue	1933
Levanti, Lou [G], Illinois	1951-52
Levey, Jim [B]	1934-36
Lewis, Frank [WR], Grambling	1971-77
Lewis, Joe [T], Compton Junior	1958-60
Liddick, Dave [T], George Washington	1957
Lind, Mike [B], Notre Dame	1965-66
Lipps, Louis [WR/KR], So. Mississippi	1984-91
Lipscomb, Gene [T]	1961-62
Little, David [LB], Florida	1981-92
Littlefield, Carl [B], Wash. State	1939
Lloyd, Greg [LB], Fort Valley State	1988-93
Lockett, Charles [WR], Long Beach St.	1987-88
Logan, Charles [E], Northwestern	1964
Long, Bill [E], Oklahoma A & M	1949-50
Long, Terry [G], East Carolina	1984-91
Longnecker, Ken [T], Lebanon Val.	1960
Looney, Don [E], TCU	1941-42
Lott, John [C/G], North Texas State	1987
Love, Duval [G], UCLA	1992-93
Lowther, Russ [B], Detroit	1945
Lucas, Jeff [OT], West Virginia	1987
Lucente, John [B], W. Virginia	1945
Luna, Bob [B], Alabama	1959
Lusteg, Booth [K], Connecticut	1968

M

Mack, Red [B], Notre Dame	1961-63, 65
Mack, Rico [LB], Appalachian State	1993
Mackrides, Bill [QB], Nevada	1953
Magac, Mike [G], Missouri	1965-66
Magulick, George [B], St. Francis	1944**
Maier, Francis [B], Toledo	1941
Malkovich, Joe [C], Duquesne	1935
Mallick, Francis [T]	1965
Malone, Mark [QB], Arizona State	1980-87
Mandich, Jim [TE], Michigan	1978
Mansfield, Ray [C], Washington	1964-76
Manske, Edgar [E], Northwestern	1938
Maples, Bob [C], Baylor	1971
Maras, Joe [C], Duquesne	1938-40
Marchi, Basilio [C], NYU	1934
Marchbroda, Ted [QB], St. Bonaventure & Detroit	1953, 55-56
Marion, Jerry [B], Wyoming	1967
Marker, Henry [B], W. Virginia	1934
Marksland, Jeff [TE], Illinois	1988
Marotli, Lou [G], Toledo	1944**
Martha, Paul [B], Pitt	1964-69
Martin, John [B], Oklahoma	1944
Martin, Vernon [B], Texas	1942, 44**
Masters, Bob [B], Baylor	1939, 43*
Masters, Walt [B], Penn	1944**
Mastrangelo, John [G], Notre Dame	1947-48
Matesic, Ed [B], Pitt	1936
Matesic, Joe [T], Arizona State	1954
Mathews, Ray [B], Clemson	1951-59
Mattlioli, Fran [G], Pitt	1946
Maluszak, Marv [LB], Tulsa	1953, 55-56
Maxson, Alvin [RB], So. Methodist	1977-78
May, Ray [LB], Southern Cal.	1967-69
Mayhew, Hayden [G], Tex. Mines	1936-38
Mazzanti, Jerry [E], Arkansas	1967
McCabe, Richie [B], Pitt	1955, 1957-58
McCaffray, Art [T], Pacific	1946
McCall, Don [RB], Southern Cal.	1969
McCarthy, John [B], St. Francis	1944**
McClairn, Jack [E], Bethune-Cookman	1955-60
McClung, Willie [T], Flor. A & M	1955-57
McConnell, Dewey [E], Wyoming	1954
McCullough, Hugh [B], Oklahoma	1939, 43*
McDade, Karl [C], Portland	1938
McDonald, Ed [B], Duquesne	1936
McDonough, Coley [QB], Day	1939-41, 44**
McDonough, Paul [E], Utah	1938
McFadden, Marv [G], Mich. St.	1953, 56
McGee, Ben [E], Jackson State	1964-72
McGovern, Rob [LB], Holy Cross	1991
McGriff, Tyrone [G], Florida A & M	1980-82
McMakin, John [TE], Clemson	1972-74
McNally, Johnny "Blood" [B], St. John of Minnesota	1934, 37-39
McNamara, Ed [T], Holy Cross	1945

McPeak, Bill [E], Pitt	1949-57	Oliver, Clarence [DB], San Diego St.	1969-70
McWilliams, Tom [B], Miss St.	1950	Olisavsky, Jerry [LB], Pittsburgh	1989-93
Meadows, Ed [E], Duke	1955	Oliszewski, Al [E], Penn St. & Pitt.	1945
Meeks, Bryant [C], S. Carolina	1947-48	O'Malley, Joe [E], Georgia	1955-56
Mehelich, Chuck [E], Duquesne	1946-51	O'Neil, Bob [G], Notre Dame	1956-57
Meilinger, Steve [E], Kentucky	1961	Oniskey, Dick [G], Chattanooga	1955
Merkovsky, Elmer [T], Pitt	1944**, 45-46	Optar, Dave [DE/NT], Penn State	1987
Merrilweather, Mike [LB], Pacific	1982-87	Orr, Jim [E], Georgia	1958-60
Messner, Max [LB], Cincinnati	1964-65	Ortmann, Chuck [QB], Michigan	1951
Meyer, Dennis [DB], Arkansas State	1973	O'Shea, Terry [TE], California (Pa.)	1989-90
Meyer, Ron [QB], S. Dakota State	1966	Oswald, Paul [C], Kansas	1987
Michael, Bill [G], Ohio State	1957	Owens, Darrick [WR], Mississippi	1992
Michaels, Ed [G], Villanova	1943*	P	
Michaels, Lou [E], Kentucky	1961-63	Palelei, Si'ulagi [G], Nevada-Las Vegas	1993
Michalik, Art [G], St. Ambrose	1955-56	Palmer, Tom [T], Wake Forest	1953-54
Middleton, Kelvin [SS], Wichita State	1987	Papach, George [B], Purdue	1948-49
Midler, Lou [G], Minnesota	1939	Parker, Frank [DT], Oklahoma State	1968-69
Miles, Eddie [LB], Minnesota	1980	Paschell, Bill [B],	1940
Miller, Tom [E], Hampden Sydney	1943*	Pascka, Gordon [G], Minnesota	1943
Mills, Ernie [WR], Florida	1991-93	Pastin, Frank [G], Waynesburg	1942
Minarik, Henry [E], Michigan State	1951	Patrick, John [B], Penn State	1941, 45-46
Miner, Tom [E], Tulsa	1958	Patterson, Bill [QB], Baylor	1940
Mingo, Gene [K]	1969-70	Pavia, Ralph [G], Dayton	1947
Minni, Frank [B], San Jose State	1949	Pavkov, Stonko [G], Idaho	1939-40
Minter, Michael [DT], North Texas St.	1987	Peaks, Clarence [B], Mich. State	1964-65
Modzelewski, Dick [T], Maryland	1955	Pearson, Barry [WR], Northwestern	1972-73
Modzelewski, Ed [B], Maryland	1952	Pearson, Preston [B], Illinois	1970-74
Moegle, Dick [B], Rice	1960	Pense, Leon [QB], Arkansas	1945
Morsen, Tony [C], Michigan	1951	Perko, John [G], Duq.	1937-40, 44**, 45-47
Moore, Bill [B], Loyola of New Orleans	1933	Perry, Darren [FS], Penn State	1992-93
Moore, Red [G], Penn State	1947-49	Perry, Lowell [B], Michigan	1956
Morales, Gonzales [B],		Petchel, John [QB], Duquesne	1945
St. Mary's of California	1947-48	Petersen, Ted [OT/C], E. Illinois	1977-83, 87
Morgan, Bob [B], New Mexico	1967-68	Petrella, John [B], Penn State	1945
Moriarty, Tom [S], Bowling Green	1980	Piatukas, George [E], Duquesne	1938-41
Morrall, Earl [QB], Mich. State	1957-58	Pierre, John [E], Pitt	1945
Morris, John [B], Oregon	1960	Pillath, Roger [T], Wisconsin	1966
Morse, Steve [RB], Virginia	1985	Pine, Ed [LB], Utah	1965
Moser, Rick [RB], Rhode Island	1978-79, 81-82	Pinney, Ray [OT/G/C],	
Mosher, Clure [C], Louisville	1942	Washington	1976-78, 80-82, 85-87
Mosley, Norm [B], Alabama	1948	Pirro, Rocco [G], Catholic U.	1940-41
Moss, Paul [E], Purdue	1933	Pittman, Mel [C], Hardin-Simmons	1935
Motley, Marion [B], Nevada	1955	Pokorny, Frank [WR], Youngstown St.	1985
Mott, Norm [B], Georgia	1934	Pollard, Frank [RB], Baylor	1980-88
Mularkey, Mike [TE], Florida	1989-91	Popovich, John [B], St. Vincent	1944**, 45
Mulleneaux, Lee [C], Northern Arizona	1935-36	Postus, Al [B], Villanova	1945
Mullins, Gerry [G/OT], Southern Calif.	1971-79	Pottos, Myron [LB], Notre Dame	1961-65
Murley, Dick [T], Purdue	1956	Potts, Bill [B], Villanova	1934
Murray, Earl [G], Purdue	1952	Pough, Ernest [WR], Texas Southern	1976-77
Musulin, George, Pitt	1938	Powell, Tim [E], Northwestern	1966
N		Powers, John [E], Notre Dame	1962-66
Nagler, Gern [E], Santa Clara	1959	Priatko, Bill [LB], Pitt.	1957
Nalota, John [B], St. Francis	1942, 45	Putzier, Rollin [DT], Oregon	1988
Nardi, Dick [B], Ohio State	1939	Q	
Nelsen, Bill [QB], Southern Cal.	1963-67	Quatse, Jesse [T], Pitt	1933-34
Nelson, Darrell [TE], Memphis State	1984-85	Quick, Jerry [OT/G], Wichita State	1987
Nelson, Edmund [NT/DE], Auburn	1982-87	R	
Nery, Carl [G], Duquesne	1940-41	Raborn, Carroll [C], SMU	1936-37
Newsome, Harry [P], Wake Forest	1985-89	Rado, Alex [B], New River State	1934-35
Niccolai, Armand [T/K], Duquesne	1934-42	Rado, George [G], Duquesne	1935-37
Nicholas, Allen [B], Temple	1945	Radosevich, George [C], Pitt	1953
Nicholas, Bob [T], Stanford	1965	Ragunas, Vince [B], VMI	1949
Nickel, Elbie [E], Cincinnati	1947-57	Rajkovich, Pete [B], Detroit	1934
Nickerson, Hardy [LB], California	1987-92	Randour, Hub, Pitt.	1935
Nicksich, George [G], St. Bonaventure	1950	Rankin, Walt [B], Texas Tech	1944**
Nisby, John [G], Pacific	1957-61	Raskowski, Leo [T], Ohio State	1933
Nix, Kent [QB], TCU	1967-69	Rasmussen, Randy [C-G], Minnesota	1984-86
Nixon, Mike [B], Pitt	1935	Reavis, Dave [DT], Arkansas	1974-75
Nobile, Leo [G], Penn State	1948-49	Rechichar, Bert [B], Tennessee	1960
Nofsinger, Terry [QB], Utah	1961-64	Recutt, Ray [E], VMI	1943*
Noppenberg, John [B], Miami	1940-41	Reeder, Dan [RB], Delaware	1986, 87
Nosich, John [T], Duquesne	1938	Reese, Jerry [DE], Kentucky	1988
Nutter, "Buzz" [C], VPI	1961-64	Reger, John [LB], Pitt	1955-63
Nuzum, Jerry [B], New Mex. A & M	1948-51	Renfro, Will [G], Memphis State	1960
O		Repko, Joe [T], Boston College	1946-47
O'Brien, Fran [T], Mich. State	1966-67	Reutershan, Randy [DB], Pitt	1978
O'Brien, John [E], Florida	1954-56	Reynolds, Billy [B], Pitt	1958
O'Dell, Mel [B], Duquesne	1944**, 45	Reynolds, Jim [B], Oklahoma A & M	1946
Odom, Henry [RB], So. Carolina St.	1983	Rhodes, Don [T], W & J	1933
O'Donnell, Neil [QB], Maryland	1990-93	Ribble, Loran [G], Hardin-Simmons	1934-35
Oehler, John [C], Purdue	1933-34	Richards, Perry [E], Detroit	1957
Oelrich, John [B], St. Ambrose	1938	Richardson, Huey [LB/DE], Florida	1991
Oldham, Ray [DB], Middle Tennessee St.	1978	Richmond, Rock [DB], Oregon	1987
Olejniczak, Stan [T], Pitt	1935	Ricketts, Tom [OT], Pittsburgh	1989-91

Rienstra, John [G], Temple	1986-90	Simien, Tracy [LB], Texas Christian	1989
Riffle, Dick [B], Albright	1941-42	Simington, Milt [B], Arkansas	1942
Riley, Avon [LB], UCLA	1987	Simmons, Jerry [WR], Bethune-Cookman	1965-66
Riley, Cameron [DB], Missouri	1987	Simms, Bob [E], Rutgers	1962
Rivera, Gabe [DT], Texas Tech	1983	Simpson, Jack [B], Florida	1961-62
Rizzo, Tony, Duquesne	1938	Sims, Darryl [DE], Wisconsin	1985-86
Roberts, John [B], Georgia	1934	Sinkovitz, Frank [C], Duke	1947-52
Robinson, Gil [E], Catawba	1933	Sirochman, George [G], Duquesne	1942
Robinson, Jack [T], N.E. Mo. St.	1938	Sites, Vince [E], Pitt	1936-37
Robnett, Marshall [C], Texas A & M	1944**	Skansi, Paul [WR], Washington	1983
Rodak, Mike [B], Western Reserve	1942	Skladany, Joe [E], Pitt	1934
Rodgers, John [TE], La. Tech.	1982-84	Skorich, Nick [G], Cincinnati	1946-48
Rogel, Fran [B], Penn State	1950-57	Skoronski, Ed [E], Purdue	1935-36
Rogers, Cullen [B], Texas A & M	1946	Skulos, Mike [G], W & J	1938
Ronson, Jim [T], Southern Cal.	1938	Slater, Walt [B], Tennessee	1947
Rosepink, Marty [G], Pitt	1947	Small, Fred [LB], Washington	1985
Rostovsky, Pete [OT], Connecticut	1984-86	Smith, Ben [E], Alabama	1934-35
Rowley, Bob [LB], Virginia	1963	Smith, Billy Ray [T], Arkansas	1958-60
Rowser, John [DB], Michigan	1970-73	Smith, Bob [B], N. Texas State	1966
Royals, Mark [P], Appalachian State	1992-93	Smith, Dave [WR], Indiana (Pa.)	1970-72
Rozelle, Aubrey [LB], Delta State	1957	Smith, Jim [WR], Michigan	1977-82
Rucinski, Ed [E], Indiana	1944**	Smith, Kevin [S], Rhode Island	1991
Ruff, Guy [LB], Syracuse	1982	Smith, Laverne [RB], Kansas	1977
Ruple, Ernie [T], Arkansas	1968-69	Smith, Ron [OB], Richmond	1966
Russell, Andy [LB], Missouri	1963, 1966-76	Smith, Steve [E], Michigan	1966
Ryan, Ed [E], St. Mary's (Cal.)	1948	Smith, Stu [QB], Bucknell	1937-38
S			
Sader, Steve [B]	1943*	Smith, Truett [OB], Wyoming & Mississippi St.	1950-51
Salata, Paul [E], Southern California	1950-51	Smith, Warren [T], Kansas Wes.	1948
Sample, John [B], Maryland St.	1961-62	Snell, Ray [OT], Wisconsin	1984-85
Samuel, Don [B], Oregon State	1949-50	Snyder, Bill [G], Ohio U.	1934-35
Samuelson, Carl [T], Nebraska	1948-51	Sodaski, John [DB], Villanova	1970
Sanchez, Lupe [CB/KR], UCLA	1986-88	Soleau, Bob [LB], Wm. & Mary	1964
Sandberg, Sigurd [T], Iowa Wes.	1935-37	Solomon, Ariel [G/OT], Colorado	1991-93
Sandefur, Wayne [B], Purdue	1936-37	Somers, George [T], LaSalle	1941-42
Sanders, Chuck [RB], Slippery Rock	1986-87	Sorce, Ross [T], Georgetown	1945
Sanders, John [G], SMU	1940-42	Sortet, Wilbur [E], West Virginia	1933-40
Sandig, Curt [B], St. Mary of Tex.	1942	Souchak, Frank [E], Pitt	1939
Sandusky, Mike [G], Maryland	1957-65	Spencer, Todd [RB], So. Cal.	1984-85
Sapp, Theron [B], Georgia	1963-65	Spinks, Jack [G], Alcorn A & M	1952
Saul, Bill [LB], Penn State	1964, 66-68	Spizak, Charley [QB], Carn. Tech.	1938
Saumer, Sylvester [B], St. Olaf	1934	Staggers, Jon [WR], Missouri	1970-71
Scales, Charles [B], Indiana	1960-61	Stallworth, John [WR], Alabama A&M	1974-87
Scarbath, Jack [QB], Maryland	1956	Stanton, John [B], N. Car. St.	1961
Scales, Charles [B], Indiana	1960-61	Starret, Ben [B], St. Mary's of Cal.	1941
Scherer, Bernard [E], Nebraska	1939	Station, Larry [LB], Iowa	1986
Schiechl, John [C], Santa Clara	1941-42	Stautner, Ernie [T], Bost. Col.	1950-63
Schmidt, John [C], Carnegie Tech	1940	Steed, Joel [NT], Colorado	1992-93
Schmitz, Bob [LB], Montana St.	1961-66	Steele, Ernie [B], Washington	1943*
Schnelker, Bob [E], Bowling Green	1961	Stehouwer, Ron [B], Colorado State	1960-64
Schuelke, Karl [B], Wisconsin	1939	Stenger, Brian [LB], Notre Dame	1969-72
Schultz, Eberle [G], Oregon St.	1941-42	Stenn, Paul [T], Villanova	1947
Schwartz, Elmer [B], Wash. St.	1933	Steward, Denn [B], Ursinus	1943*
Schweder, John [G], Penn.	1951-55	Stock, John [E], Pitt	1956
Scolnik, Glenn [WR], Indiana	1973	Stock, Mark [WR], Virginia Military	1989
Scot, Wilbert [LB], Indiana	1961	Stofko, Ed [B], St. Francis	1945
Scudero, Joe [B], San Francisco	1960	Stone, Dwight [WR/RB/KR], Middle Tennessee State	1987-93
Seabaugh, Todd [LB], San Diego St.	1984	Stoudt, Cliff [QB], Youngstown St.	1977-83
Seabright, Charles [OB], W. Virginia	1946-50	Stough, Glen [T], Duke	1945
Searcy, Leon [OT], Miami (Fla.)	1992-93	Stowe, Tyrone [LB], Rutgers	1987-90
Sears, Vic [T], Oregon State	1943*	Strand, Eli [G], Iowa State Coll.	1966
Sebastian, Mike [B], Pitt	1935	Strom, Rick [OB], Georgia Tech	1989-93
Seitz, Warren [TE], Missouri	1986	Strugar, George [T], Washington	1962
Sernes, Bernard [B], Duquesne	1944**	Strutt, Art [B], Duquesne	1935-36
Seward, Dean [B]		Stryzinski, Dan [P], Indiana	1990-91
Sexton, Brent [DB], Elon	1977	Strzelczyk, Justin [OT], Maine	1990-93
Shaffer, George [B], W & J	1933	Stule, Ernie [B]	
Shanklin, Ron [WR], N. Tex. St.	1970-74	Suhey, Steve [G], Penn State	1948-49
Sharp, Rick [T], Washington	1970-71	Sulima, George [E], Boston U.	1952-54
Sheffield, Chris [CB], Albany State	1986-87	Sullivan, Frank [C], Loyola (New Or.)	1940
Shell, Donnie [SS], So. Carolina St.	1974-87	Sullivan, Robert [B], Holy Cross Iowa	1947
Shelton, Richard [CB], Liberty	1990-93	Sutherin, Don [B], Ohio State	1959-60
Shepard, Charles [B], N. Tex. St.	1956	Sutton, Ricky [DL], Auburn	1993
Sheriff, Stan [LB], Cal. Polytech	1954	Swain, John [CB], Miami (Fla.)	1985-86
Sherman, Alex [OB], Brooklyn	1943*	Swann, Lynn [WR], Southern Cal.	1974-82
Sherman, Bob [B], Iowa	1964-65	Sweeney, Calvin [WR], Southern Cal.	1980-87
Shields, Burrell [B], John Carroll	1954	Sydnor, Willie [WR/KR], Syracuse	1982
Shiner, Dick [QB], Maryland	1968-69	Szot, Walter [T], Bucknell	1949-50
Shipkey, Jerry [B], UCLA	1948-52	T	
Shorter, Jim [B], Detroit	1969	Tanguay, Jim [B], NYU	1933
Shugarts, Bret [DE], Indiana (Pa.)	1987	Tarasovic, George [E], LSU	1952-53, 56-63
Shurtz, Hubert [T], LSU	1948	Tatum, Jesse [E], N. Carolina State	1938
Shy, Don [B], San Diego St.	1967-68		
Simerson, John [T], Purdue	1958		

Taylor, Jim [LB], Baylor	1956	Weinberg, Henry [G], Duquesne	1934
Taylor, Mike [T], Southern Cal.	1968-69	Weinstock, Izzy [B], Pitt	1937-38
Tepe, Lou [C], Duke	1953-55	Weisenbaugh, Henry [B], Pitt	1935
Terry, Nat [CB], Florida State	1978	Wells, Billy [B], Mich. State	1957
Tesser, Ray [E], Carnegie Tech	1933-34	Wendlick, Joe [E], Oregon State	1941
Thigpen, Yancey [WR], Winston-Salem State	1992-93	Wenzel, Ralph [E], Tulane	1942
Thomas, Ben [DE/DT], Auburn	1988	Wenzel, Ralph [G], San Diego St.	1966-70
Thomas, Clendon [B], Oklahoma	1962-68	Westfall, Ed [B], Ohio Wesleyan	1933
Thomas, J.T. [CB/S], Florida St.	1973-77, 79-81	Wetzel, Damon [B], Ohio State	1935
Thompson, Clarence [B], Minnesota	1937-38	Wheeler, Ernie [B], N. Dakota State	1939
Thompson, Leroy [RB], Penn State	1991-93	Whelan, Tom [B], Catholic U.	1933
Thompson, Tommy [QB], Tulsa	1940	White, Byron [B], Colorado	1938
Thompson, Weegie [WR], Florida St.	1984-89	White, Dwight [DE], East Texas State	1971-80
Thornton, Sidney [RB], Northwestern La	1977-82	White, Paul [B], Michigan	1947
Thurbon, Bob [B], Pitt	1943*-44**	Wiehl, Joe [T], Duquesne	1935
Tiller, Morgan [E], Denver	1945	Wilburn, J. R. [WR], S. Carolina	1966-70
Tinsley, Sid [B], Clemson	1945	Wilcots, Solomon [S], Colorado	1992
Titus, George [C], Holy Cross	1946	Wiley, Jack [T], Waynesburg	1946-50
Titus, Silas [E], Holy Cross	1945	Wilkerson, Eric [RB/WR], Kent State	1989
Toews, Loren [LB], Califormgia	1973-83	Williams, Albert [LB], UTEP	1987
Tomasetti, Lou [B], Bucknell	1939-40	Williams, Dave [WR], Washington	1973
Tomasic, Andy [B], Temple	1942-46	Williams, Don [G], Texas	1941
Tomiczak, Mike [QB], Ohio State	1993	Williams, Eric [S], N.C. State	1983-86
Tomlinson, Dick [G], Kansas	1950-51	Williams, Erwin [WR], Maryland St.	1969
Tommerson, Clarence [B], Wisconsin	1938-39	Williams, Gerald [NT/DE], Auburn	1986-93
Tosi, John [B], Niagara	1939	Williams, Jerrol [LB], Purdue	1989-92
Tracy, Tom [B], Tennessee	1958-63	Williams, Joe [LB], Grambling	1987
Trout, Dave [PK], Pitt	1981, 87	Williams, Joe [B], Ohio State	1939
Tsoutsouvas, Lou [C], Stanford	1938	Williams, Ray [CB], Rhode Island	1987
Tuggle, Anthony [CB/S], Nicholls St.	1985, 87	Williams, Robert [S], Eastern Illinois	1984
Turk, Dan [C], Wisconsin	1985-86	Williams, Sidney [LB], Southern	1969
Turley, John [QB], Ohio Wesleyan	1935-36	Williams, Warren [RB], Miami (Fla.)	1988-92
Tyrrell, Tim [RB], Northern Illinois	1989	Williams, Willie [CB], Western Carolina	1993
V		Williamson, Fred [B], Northwestern	1960
Valentine, Zack [LB], East Carolina	1979-81	Willis, Keith [DE], Northeastern	1982-87, 89-91
Van Dyke, Bruce [G], Missouri	1967-73	Wilson, Bill [E], Gonzaga	1938
Varrichione, Frank [T], Notre Dame	1955-60	Wilson, Frank [TE], Rice	1982
Vaughan, John [QB], Ind. St. (Pa.)	1933-34	Winfrey, Carl [LB], Wisconsin	1972
Veals, Elton [RB], Tulane	1984	Wingle, Blake [G], UCLA	1983-85
Veasey, Craig [DL], Houston	1990-91	Winston, Dennis [LB], Arkansas	1977-81, 85-86
Vidoni, Vic [E], Duquesne	1935-36	Withycombe, Mike [C], Fresno State	1991
Vincent, Shawn [CB], Akron	1991	Wolf, Jim [DE], Prairie View	1974
Voss, Lloyd [T], Nebraska	1966-71	Woffley, Craig [G/OT], Syracuse	1980-89
W		Womack, Joe [B], Los Angeles St.	1962
Wade, Bob [QB], Morgan State	1968	Woodard, Ken [LB], Tuskegee Institute	1987
Wade, Tom [QB], Texas	1964-65	Woodley, David [QB], Louisiana St.	1984-85
Wager, Clint [E], St. Mary's Minn.	1944**	Woodruff, Dwayne [CB], Louisville	1979-85, 87-90
Wagner, Mike [S], Western Illinois	1971-80	Woods, Rick [S/CB], Boise State	1982-86
Walden, Bob [P], Georgia	1968-77	Woodson, Marv [B], Indiana	1964-69
Walker, Sammy [CB], Texas Tech	1991-92	Woodson, Rod [DB/KR], Purdue	1987-93
Wallace, Ray [RB], Purdue	1989	Worley, Tim [RB], Georgia	1989-91, 93
Walsh, Bill [C], Notre Dame	1949-55	Woudenbeg, John [T], Denver	1940-42
Warren, Buist [B], Tennessee	1945	Wren, Lowe [B], Missouri	1960
Warren, Xavier [DE/DT], Tulsa	1987	Wukits, Al [C], Duquesne	1943*-44*-45
Washington, Anthony [CB], Fresno State	1981-82	Wydo, Frank [T], Cornell	1947-51
Washington, Clarence [OT], Arkansas AM & N	1969-70	Y	
Washington, Robert [OT], Alcorn State	1987	Young, Al [WR], South Carolina St.	1971-72
Washington, Sam [CB], Miss. Val. St.	1982-85	Young, Dick [B], Chattanooga	1957
Watkins, Tom [B], Iowa State	1968	Young, Theo [TE], Arkansas	1987
Watson, Allen [K], Newport (Wales)	1970	Younger, Paul [B], Grambling	1958
Watson, Sid [B], Northwestern	1955-57	Yurchey, John [B], Duquesne	1940
Webster, Eluardo [LB], Rutgers	1992	Z	
Webster, George [LB], Michigan State	1972-73	Zaninelli, Silvio [B], Duquesne	1934-37
Webster, Mike [C], Wisconsin	1974-88	Zgonina, Jeff [DL], Purdue	1993
Weed, Thurlow [K], Ohio State	1955	Zimmerman, Leroy [QB], San Jose St.	1943*
		Zombek, Joe [E], Pitt	1954
		Zopetti, Frank [B], Duquesne	1941

*Steelers combined with Philadelphia Eagles

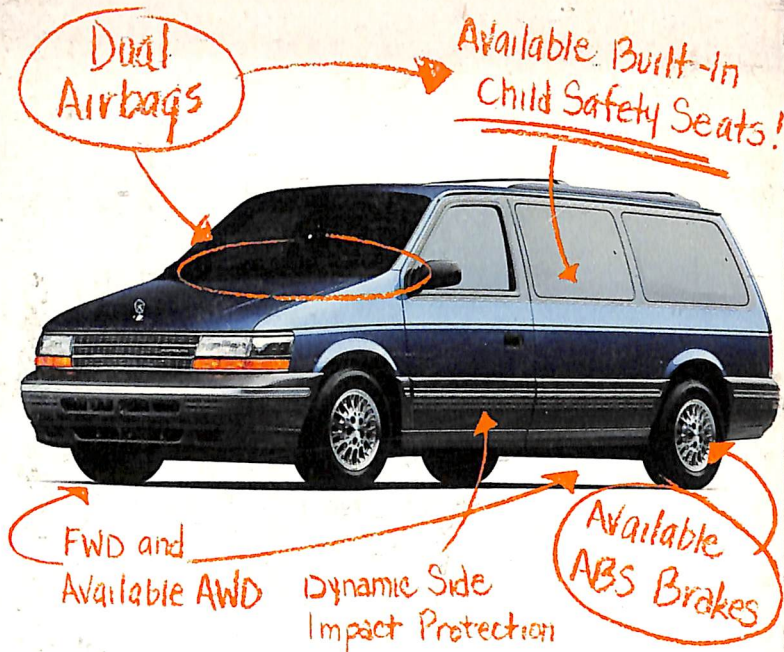
**Steelers combined with Chicago Cardinals

STEELERS HOTELS — 1994

Miami	Ft. Lauderdale Hilton	(305) 920-3300
Washington	Loews L'Enfant Plaza	(202) 484-1000
Cleveland	Marriott Society Center	(216) 696-9200
Seattle	Red Lion Hotel	(206) 246-8600
N.Y. Giants	Sheraton Meadowlands	(201) 896-0500
Arizona	Mesa Pavilion Hilton	(602) 833-5555
Houston	Marriott Medical Center	(713) 796-0080
L.A. Raiders	Westin Century Plaza	(310) 551-3372
Cincinnati	Westin Fountain Square	(513) 621-7700
San Diego	Marriott Mission Valley	(619) 692-3800

**I.C. ICE,
the beer with
an attitude,
salutes
the winning
attitude
of the
Pittsburgh
Steelers.**





Play By Play On Safety.

If you value safety, you'll put your family in a Plymouth Voyager. It's our safest minivan ever.

Voyager is also the lowest priced minivan you can buy. Which is great news to anyone trying to balance a family budget.

Visit The Minivan Store – your Chrysler-Plymouth dealers. They'll put you in a minivan that'll help you save. In more ways than one.

Chrysler-Plymouth is the official team car of the Pittsburgh Steelers.

THE MINIVAN STORE™

